

## SAGIS WEEKLY BULLETIN / SAGIS WEEKLIKSE BULLETIN

1. Producer Deliveries (ton):			1. Produsentelewerings (ton):	
Commodity	Latest week/ Jongste week: 9 - 15 Sep 2017	Total: current marketing year/ Totaal: huidige bemarkingsjaar	Total: same period previous marketing year/ Totaal: selfde periode vorige bemarkingsjaar	Kommoditeit
White maize	30 761	8 703 153	2 772 862	Witmielies
Yellow maize	20 131	5 863 830	3 348 712	Geelmielies
Total: maize	50 892	14 566 983	6 121 574	Totaal: mielies
Wheat	0	1 868 445	1 401 871	Koring

2. Imports (ton):			2. Invoere (ton):	
2.1 Imports for RSA			2.1 Invoere vir RSA	
Commodity	Latest week/ Jongste week: 9 - 15 Sep 2017	Total: current marketing year/ Totaal: huidige bemarkingsjaar	Total: same period previous marketing year/ Totaal: selfde periode vorige bemarkingsjaar	Kommoditeit
White maize	0	0	235 923	Witmielies
Yellow maize	0	0	641 523	Geelmielies
Maize Total	0	0	877 446	Mielies Totaal
Wheat	18 801	835 125	1 930 048	Koring

### Origin of imports / Oorsprong van invoere

White maize/Witmielies	Yellow maize/Geelmielies	Wheat/Koring
		Argentina
		Canada
		Czech Republic
		Germany
		Poland
		Romania
		Russia
		USA

2.2 Imports for other countries			2.2 Invoere vir ander lande	
Commodity	Latest week/ Jongste week: 9 - 15 Sep 2017	Total: current marketing year/ Totaal: huidige bemarkingsjaar	Total: same period previous marketing year/ Totaal: selfde periode vorige bemarkingsjaar	Kommoditeit
White maize	0	0	132 479	Witmielies
Yellow maize	0	0	1 013	Geelmielies
Maize Total	0	0	133 492	Mielies Totaal
Wheat	0	207 626	242 348	Koring

### Origin of imports / Oorsprong van invoere

White maize/Witmielies	Yellow maize/Geelmielies	Wheat/Koring
		Argentina
		Canada
		Czech Republic
		Germany
		Poland
		Romania
		Russia
		USA

**3. Exports (ton):**
**3.1 RSA Exports**

Commodity	Latest week/ Jongste week: 9 - 15 Sep 2017	Total: current marketing year/ Totaal: huidige bemarkingsjaar	Total: same period previous marketing year/ Totaal: selfde periode vorige bemarkingsjaar	Kommoditeit
White maize	30 174	430 748	188 413	Witmielies
Yellow maize	14 882	808 679	98 434	Geelmielies
Maize Total	45 056	1 239 427	286 847	Mielies Totaal
Wheat	312	91 088	52 329	Koring

**3. Uitvoere (ton):**
**3.1 RSA Uitvoere**
**Destination of exports / Bestemming van uitvoere**

White maize/Witmielies	Yellow maize/Geelmielies	Wheat/Koring
Botswana	Angola	Botswana
Kenya	Botswana	Lesotho
Lesotho	Japan	Mozambique
Mozambique	North Korea	Namibia
Namibia	South Korea	Swaziland
Swaziland	Lesotho	Zambia
Zimbabwe	Mozambique	Zimbabwe
	Namibia	
	Swaziland	
	Taiwan	
	Zimbabwe	

**3.2 Imports for Exports**
**3.2 Invoere vir Uitvoere**

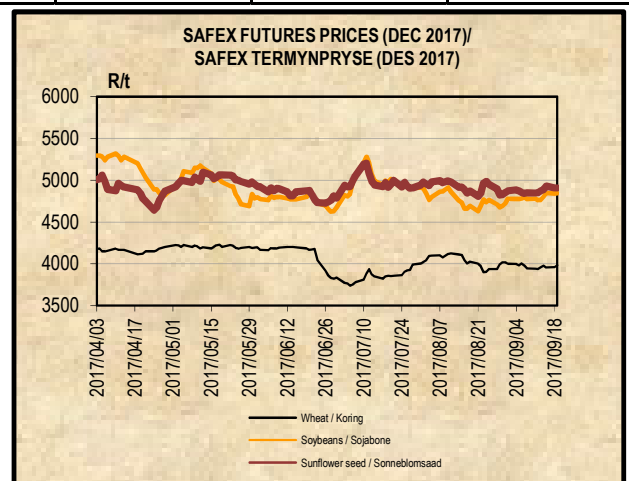
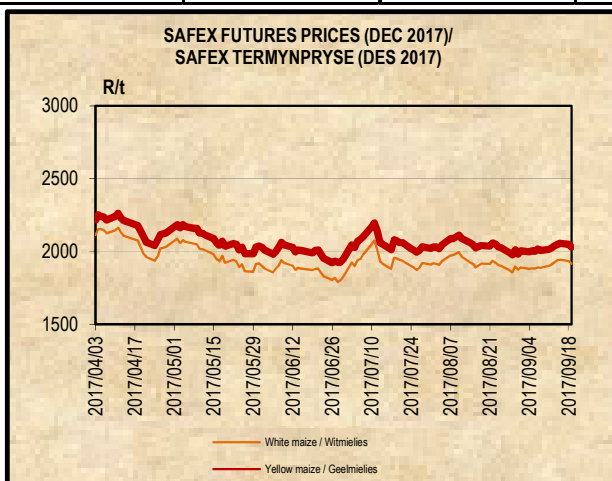
White maize	68	24 850	54 820	Witmielies
Yellow maize	0	0	4 264	Geelmielies
Maize Total	68	24 850	59 084	Mielies Totaal
Wheat	1 583	210 205	232 883	Koring

**Destination of exports / Bestemming van uitvoere**

White maize/Witmielies	Yellow maize/Geelmielies	Wheat/Koring
Botswana		Botswana
Zimbabwe		Lesotho
		Swaziland
		Zambia
		Zimbabwe

**4. DOMESTIC PRICES PER SAFEX (R/t)(a)**
**4. PLAASLIKE PRYSE VOLGENS SAFEX (R/t)(a)**

Commodity	Future Prices / Termynpryse (2017/09/19) R/ton					Kommoditeit
	Sep-17	Dec-17	Mar-18	May-18	Jul-18	
White maize	1841.00	1917.00	1955.00	1986.00	2052.00	Witmielies
Yellow maize	1961.00	2030.00	2075.00	2106.00	2141.00	Geelmielies
Wheat	4230.00	3980.00	4062.00	4105.00	4118.00	Koring
Sunflower	4813.00	4908.00	5019.00	5040.00	5165.00	Sonneblom
Soybeans	4719.00	4844.00	4921.00	4986.00	5060.00	Sojabone
Sorghum	2500.00	2750.00	2850.00	2650.00	3396.00	Sorghum



**5. IMPORT TARIFF ON MAIZE (b)\***
**5. INVOERTARIEF OP MIELIES (b)\***

Derived US No2Y Yellow Maize fob (Gulf) (b)	2017-09-13	2017-09-14	2017-09-15	2017-09-18	2017-09-19	Afgeleide VSA No2Y Geelmielies vab (Golf) (b)
RSA Initial Reference Price	<b>\$110.00</b>					RSA Oorspronklike Verwysingsprys
Base price (\$/t)	117.65	117.65	117.65	117.65	117.65	Basisprys (\$/t)
Daily price (\$/t) (IGC)	157.60	159.60	159.60	157.60	156.60	Daaglikse prys (\$/t) (IGC)
Average of 21 days (\$/t)	158.12	158.12	158.12	157.98	157.79	Gemiddeld van 21 dae (\$/t)
Deviation from base price (\$/t)	-40.47	-40.47	-40.47	-40.33	-40.14	Afwyking van basisprys (\$/t)
Duty on maize (\$/t)	-48.12	-48.12	-48.12	-47.98	-47.79	Reg op mielies (\$/t)
R/\$ Exchange rate (average of 21 days)	13.0527	13.0461	13.0445	13.0427	13.0485	R/\$ Wisselkoers (gemiddeld van 21 dae)
Duty on maize before adjustment (R/t)	-628.10	-627.78	-627.70	-625.79	-623.59	Reg op mielies voor aanpassing (R/t)
Real effective exchange rate index	0.8808	0.8808	0.8808	0.8808	0.8808	Reële effektiewe wisselkoersindeks
Duty on maize (R/t)	-553.23	-552.95	-552.88	-551.20	-549.26	Reg op mielies (R/t)
<b>Tariff Gazetted 2006/12/08</b>	<b>R0.00/t</b>					<b>Tarief gepubliseer 2006/12/08</b>

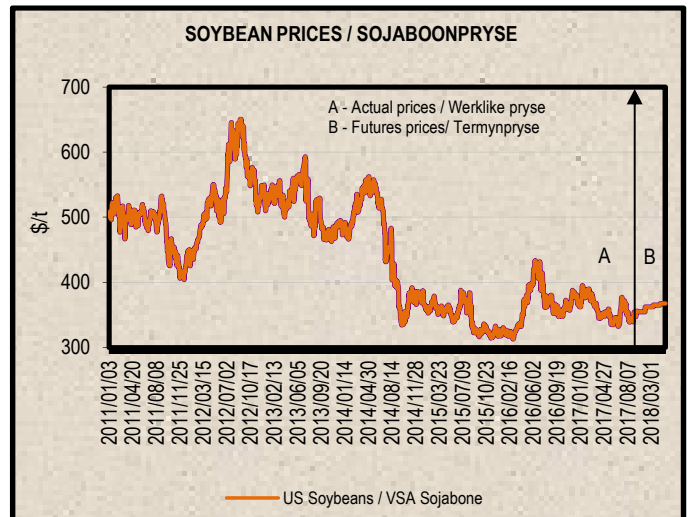
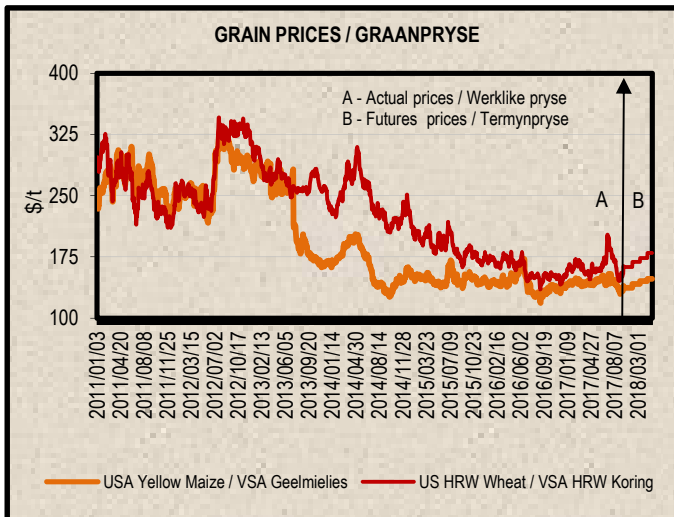
**6. IMPORT TARIFF ON WHEAT (b)\***
**6. INVOERTARIEF OP KORING (b)\***

US No2 HRW fob (Gulf)	2017/08/22	2017/08/29	2017/09/05	2017/09/12	2017/09/19	VSA No2 HRW vab (Golf)
RSA Initial Reference Price	279.00	279.00	279.00	279.00	279.00	RSA Oorspronklike Verwysingsprys
Base price (\$/t)	213.00	213.00	213.00	199.33	199.33	Basis prys (\$/t)
Weekly price (\$/t) (IGC)	194.00	197.00	207.00	217.00	218.00	Weeklikse prys (\$/t) (IGC)
3 Weeks moving average (\$/t)	201.67	197.67	199.33	207.00	214.00	3 Weke skuiwende gemiddeld (\$/t)
Number of weeks that the deviation is more than \$10	1	2	3		1	Aantal weke wat die afwyking meer as \$10 is
Deviation from base price (\$/t)	11.33	15.33	13.67	-7.67	-14.67	Afwyking van basisprys (\$/t)
Calculated duty on wheat (\$/t)	77.33	81.33	79.67	72.00	65.00	Berekende reg op koring (\$/t)
R/\$ exchange rate	13.1933	13.0524	12.9677	12.9233	13.3274	R/\$ wisselkoers
Calculated duty before adjustment (R/t)	1020.24	1061.55	1033.14	930.48	866.28	Berekende reg voor aanpassing (R/t)
Real effective exchange rate Index	0.8618	0.8808	0.8808	0.8808	0.8808	Reële effektiewe wisselkoersindeks
Calculated duty on wheat (R/t)	879.24	935.02	909.99	819.57	763.02	Berekende reg op koring (R/t)
<b>Tariff Gazetted 2017/09/08 (R/t)</b>	<b>R 379.30</b>					<b>Tarief gepubliseer 2017/09/08 (R/t)</b>

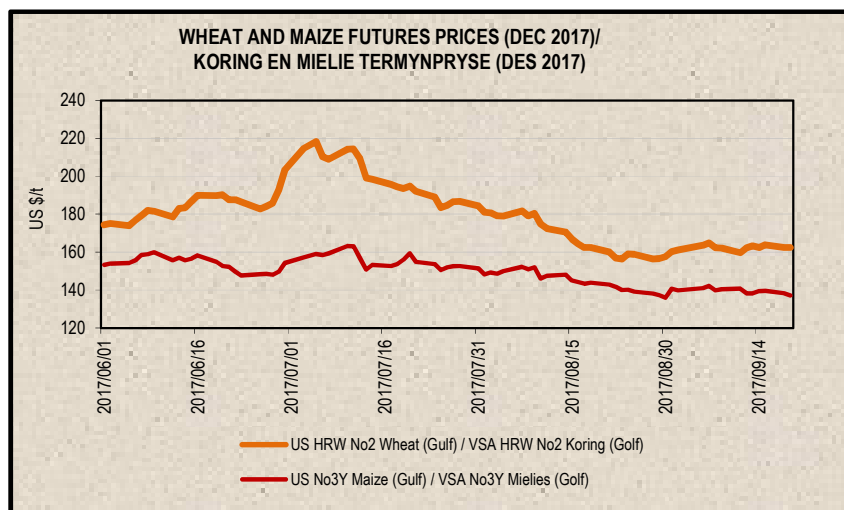
7. PRICES – INTERNATIONAL (US\$/t)

7. PRYSE - INTERNASIONAAL (VSA\$/t)

FOB (US\$/t)	Export Quotations/ Uitvoerkwotasie (b)(e)(f)				VAB (VSA\$/t)
	2017/09/19	2017/09/12	2017/09/05	2017/08/29	
US No 2 HRW Wheat (Gulf)	218.00	217.00	207.00	197.00	VSA No 2 HRW Koring (Golf)
US DNS Wheat 14% PNW	280.00	287.00	275.00	298.00	VSDNS Koring 14% PNW
Argentine Wheat (Up River)	181.00	181.00	183.00	190.00	Argentynse Koring (Up River)
EC (France) Wheat (grade 1)	190.00	187.00	190.00	186.00	EU (Frankryk) Koring (graad 1)
EC (Germany) B Quality Wheat	201.00	198.00	203.00	200.00	EU (Duitsland) B Kwaliteit Koring
Black Sea Milling Wheat	188.00	185.00	184.00	183.00	Swart See Maalkoring
US No 3Y Maize (Gulf)	155.00	156.00	157.00	154.00	VSA No3Y Mielies (Golf)
Argentine Maize (Up River)	147.00	150.00	151.00	144.00	Argentynse Mielies (Up River)
US Sorghum (Gulf)	186.00	185.00	184.00	179.00	VSA Sorghum (Golf)
Argentine Sorghum (Up River)	129.00	127.00	130.00	128.00	Argentynse Sorghum (Up River)
US Soybeans (Gulf)	379.00	376.00	383.00	373.00	VSA Sojabone (Gulf)
Argentine Soybeans (Up River)	378.00	375.00	380.00	368.00	Argentynse Sojabone (Up River)
Canadian Canola	429.00	427.00	431.00	427.00	Kanadese Canola
Argentine Groundnuts Runners 40/50	1335.00	1360.00	1360.00	1360.00	Argentynse Grondbone 40/50 Runners
US Groundnuts Runners 40/50 shelled	1285.00	1285.00	1285.00	1310.00	VSA Grondbone 40/50 Runners uitgedop
Australian Malting Barley (South. Cross Malt)	229.00	226.00	218.00	212.00	Australiese Moutgars (South. Cross Malt)



Futures prices (US\$/t) / Termynpryse (VSA\$/t) (c)(d) (2017/09/19)							
Commodity	Dec-17	Mar-18	May-18	Jul-18	Sep-18	Dec-18	Kommoditeit
US No3 Yellow maize	137.08	141.96	145.35	148.10	150.54	154.01	VSA No3 Geelmielies
US No2 HRW wheat	162.41	168.87	173.65	179.82	186.66	195.55	VSA No2 HRW koring
US Soybeans	n/a	362.00	365.01	367.51	364.57	n/a	VSA Sojabone

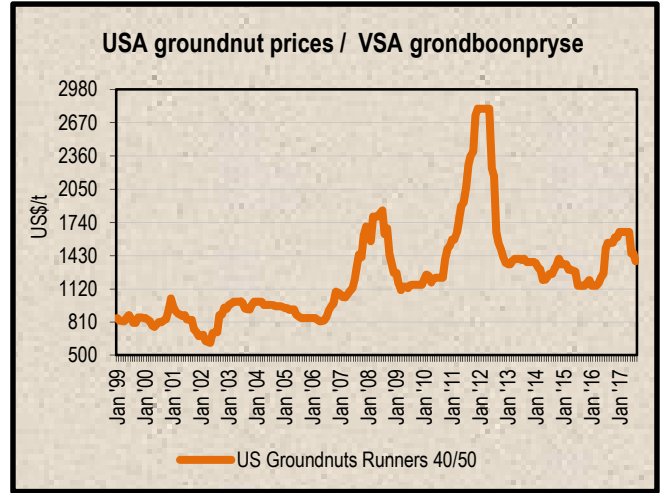
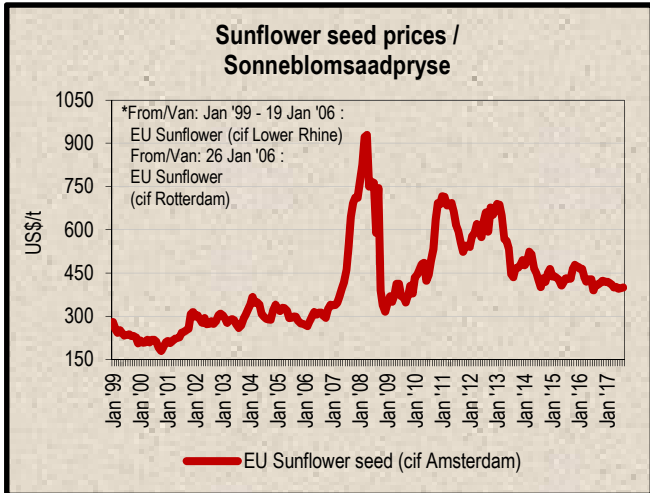


**8. LOWEST REPRESENTATIVE ASKING PRICES**  
(US\$/t)(e)(f)(Prices of previous week)

**8. LAAGSTE VERTEENWOORDIGENDE PRYSE GEVRA**  
(Pryse van vorige week)(VSA\$/t)(e)(f)

US\$/t	2017/09/14	2017/09/07	Change/ Verandering	VSA\$/t
Soybeans, Brazil, c.i.f. Rotterdam	411	414	-0.7%	Sojabone, Brasilië, k.a.v. Rotterdam
Soybeans, USA, c.i.f. Rotterdam	397	399	-0.5%	Sojabone, VSA, k.a.v. Rotterdam
Groundnuts, USA Runners 40/50*	1375	1375	0.0%	Grondbone, VSA Runners 40/50*
Groundnuts, Argentine Runners 40/50*	1425	1450	-1.7%	Grondbone, Argentynse Runners 40/50*
Groundnut-oil, c.i.f. Rotterdam	1440	1470	-2.0%	Grondboon-olie, k.a.v. Rotterdam
Sunflower seed, EU c.i.f. Amsterdam	403	403	0.0%	Sonneblomsaad, EU k.a.v. Amsterdam
Sunflower-oil, EU (fob) N.W. Europe	815	815	0.0%	Sonneblom-olie, EU (vab) N.W. Eur.
Rapeseed, Europe, 00, c.i.f. Hamburg	430	438	-1.8%	Raapsaad, Europa, 00, k.a.v. Hamburg

\* Shelled, c.i.f. Rotterdam \* Uitgedop k a v Rotterdam



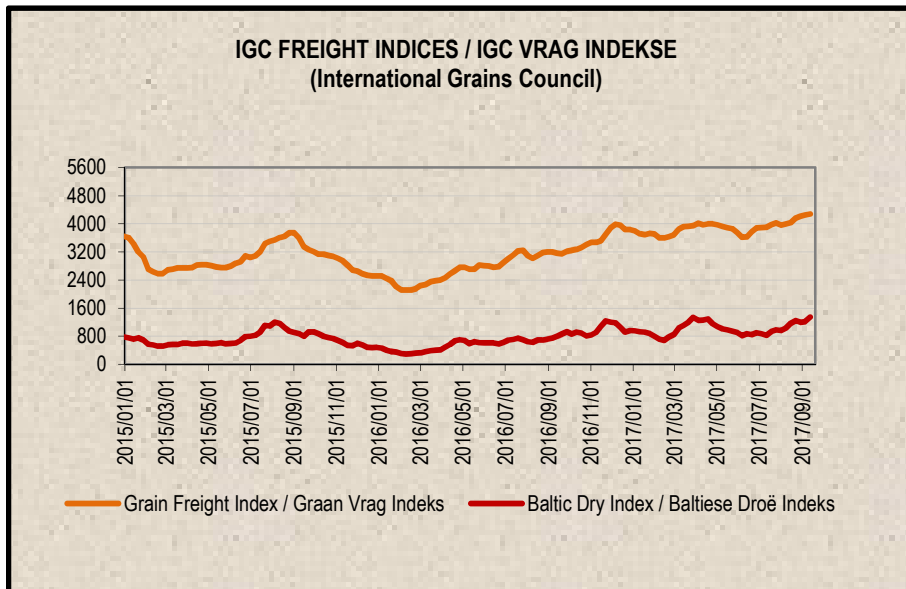
**9. IGC FREIGHT INDICES (b)**

**9. IGC VRAG INDEKSE (b)**

IGC FREIGHT INDICES / IGC VRAG INDEKSE							
	2017/08/15	2017/08/22	2017/08/29	2017/09/05	2017/09/12	2017/09/19	
Grain Freight Index*	4037	4164	4213	4252	4281	4398	Graan Vrag Indeks*
Baltic Dry Index	1169	1249	1203	1215	1344	1415	Baltiese Droë Indeks

\* IGC Grain Freight Index represents 15 major grain routes, including five from the United States of America, and two each from other main exporting nations (including Argentina, Black Sea, Europe and Canada); with base an average of the four weeks ending 11 May 2005 = 6000. The updated indices will be available on Thursdays on SAGIS' website.

\* IGC Graan Vrag Indeks verteenwoordig 15 hoof graanroetes, insluitende vyf vanaf die Verenigde State van Amerika, en twee elk van ander hoof uitvoemasies (insluitende Argentinië, Swart See, Europa en Kanada); met basis 'n gemiddeld van die vier weke geëindig 11 Mei 2005 = 6000. Die opgedateerde indekse sal Donderdae op SAGIS se webwerf beskikbaar



10. IMPORT PARITY PRICES – SUMMER GRAINS (b)

10. INVOERPARITEITPRYSE - SOMERGRANE (b)

INVOERPARITEITPRYSE VAN SOMERGRANE (BTW UITGESLT)				2017/09/21			IMPORT PARITY PRICES OF SUMMER GRAINS (VAT EXCL)			
ITEM	Nota/ Note	Mielies/Maize	Mielies/Maize	Sorghum	Sorghum	Sorghum	ITEM			
		VSA/ USA Golf/Gulf (no.3Y) \$/t	Argentynse/ Argentine Up River \$/t	VSA/ USA Golf/Gulf \$/t	Argentynse/ Argentine Up River \$/t	Australiese/ Australian Brisbane \$/t				
Internasionale VAB pryse	a	155.00	147.00	186.00	129.00	278.00	International FOB prices			
Vraggeld	b	37.00	28.00	37.00	28.00	17.00	Freight Rates			
Assuransie (0.3% van VAB)		0.47	0.44	0.56	0.39	0.83	Insurance (0.3% of FOB)			
1 KOSTE, ASSURANSIE EN VRAG (KAV) \$/T		192.47	175.44	223.56	157.39	295.83	1 COST, INSURANCE AND FREIGHT (CIF) \$/T			
R/\$ Wisselkoers op: 2017/09/19		13.3274	13.3274	13.3274	13.3274	13.3274	Converted to R/t			
2 KOSTE, ASSURANSIE EN VRAG (KAV) R/t		2565.12	2338.16	2979.47	2097.60	3942.64	2 COST, INSURANCE AND FREIGHT (CIF) R/t			
Finansieringskoste	c	21.61	19.70	25.10	17.67	33.22	Financing cost			
3 KOSTE, ASSURANSIE, VRAG EN FINANSIERING R/t		2586.73	2357.86	3004.57	2115.27	3975.86	3 COST, INSURANCE, FREIGHT AND FINANCING R/t			
Aflaaiikoste:	d, e						Discharging cost:			
- Kaapstad		191.47	191.47	n/a	n/a	n/a	- Cape Town			
- Durban		185.45	185.45	190.57	190.57	190.57	- Durban			
Invoertarif	f	0.00	0.00	74.37	51.58	111.15	Import Tariff			
4 VRY OP SPOOR (VOS) R/t							4 FREE ON RAIL (FOR) R/t			
- Kaapstad		2778.20	2549.33	n/a	n/a	n/a	- Cape Town			
- Durban		2772.18	2543.31	3078.94	2166.85	4087.01	- Durban			
Spoornragkoste	g						Railage cost			
- Durban na Randfontein		460.20	460.20	460.20	460.20	460.20	- Durban to Randfontein			
<b>5 GELEWER:</b>							<b>5 DELIVERED:</b>			
<b>- Durban na Randfontein R/ton</b>		<b>3232.38</b>	<b>3003.51</b>	<b>3539.14</b>	<b>2627.05</b>	<b>4547.21</b>	<b>- Durban to Randfontein R/ton</b>			

Notas/Notes:

a Bron van pryse en vraggeld : IGC GMI  
Source of prices and freight rates: IGC GMI

2017/09/19

Termyn / Term	US\$/ton (VAB/FOB)	Vraggeld/Freight Rate:	US\$/ton
Mielies/Maize: VSA/USA (Golf/Gulf No.3Y)	155.00	US Golf / Gulf	37.00
Mielies/Maize: Argentinië/Argentina (Up River)	147.00	Argentinië / Argentina	28.00
Sorghum: VSA/USA (Golf / Gulf Milo)	186.00	Australië/Australia	17.00
Sorghum: Argentinië/Argentina (Up River)	129.00		
Sorghum: Australië/Australia (Brisbane)	278.00		

b Vraggeld: bereken vir vragte van +/- 20 000 - 30 000t / Freight rates: calculated for freights of +/- 20 000 - 30 000t

c Finansieringskoste: 30 000t @ KAV @ primakoers vir 30 dae. Bron/Source: SARB 10.25% 2016/07/21  
Financing cost: 30 000t @ CIF @ prime rate for 30 days.

d Aflaaiikoste / Discharging costs (R/ton):

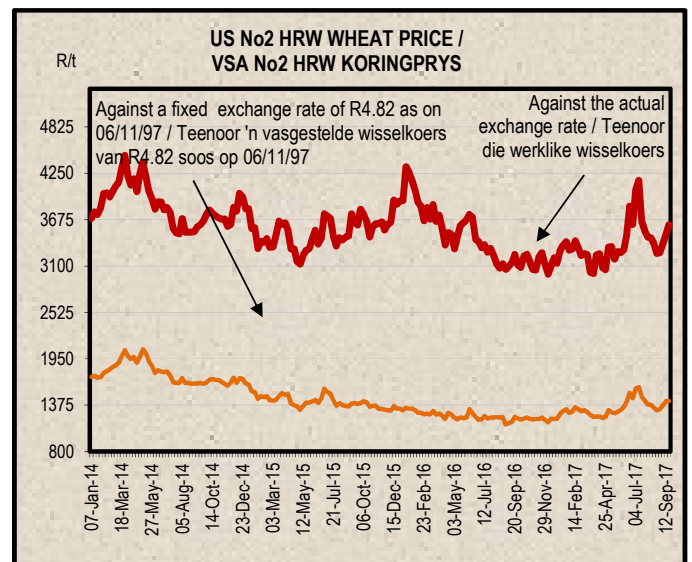
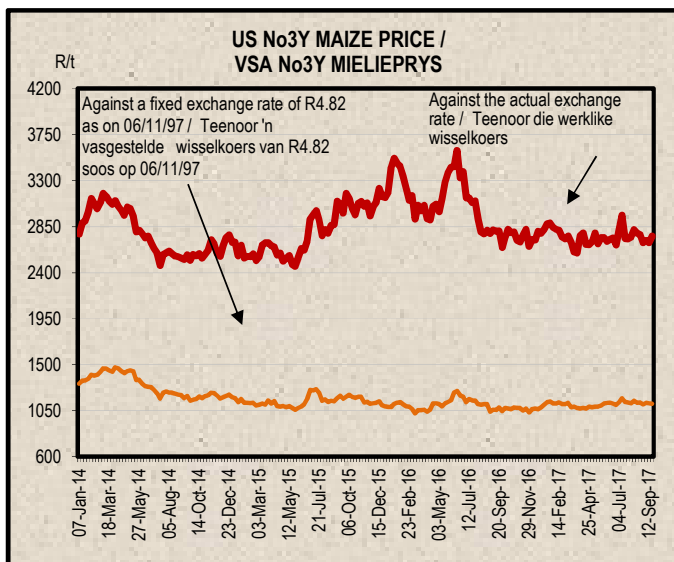
	Mielies/Maize:	Sorghum
Kaapstad / Cape Town:	191.47	n/a
Durban:	185.45	190.57

Bron / Source: Mainport Africa Shipping

e Ingesluit: Kaai gelde, hantering, kaaitbesig, agente/dokumentasie, logistiek & opname (inspeksie van skeepsvrag) / Included: Wharfage, handling, wharf supervision, agent/documentation, logistic & survey (inspection of shipload).  
Uitgesluit: Gesondheidsinspeksie-, skeepsagentskapfooi, strookbetsingsfooi vir GMO, opebergingskoste asook BTW en invoerbelasting / Excluded: Health inspection fee, Ship agency fee, strip testing fees for GMO, storage costs as well as VAT and import duty.  
N.B: Slegs 'n aanduiding, aangesien koste van opname beding kan word / N.B: Indication only, as cost of survey can be negotiated.

f Invoertarif / Import Tariff:  
Mielies/Maize = Vry / Free  
Sorghum = 3% op VAB / on FOB

g Neem asb. kennis dat Spoornet se standaard spoorvrag op 1 April 2017 verhoog het na R460.20.  
Please note that Spoornet's standard railage cost has increased on 1 April 2017 to R460.20.



11. IMPORT PARITY PRICES – WINTER CEREALS (b)

11. INVOERPARITEITPARYSE - WINTERGRANE (b)

INVOERPARITEITPRYSE VAN WINTERGRANE (BTW UITGESLT)			2017/09/21				IMPORT PARITY PRICES OF WINTER CEREALS (VAT EXCL)		
ITEM	Nota/ Note	Koring/Wheat	Koring/Wheat	Koring/Wheat	Koring/Wheat	Gars/Barley	Gars/Barley	ITEM	
		VSA/ USA Golf/Gulf  HRW	VSA/ USA PNW  DNS	Argentynse/ Argentine Up River  Trigo Pan	EU Duitsland/ Germany  B kwaliteit/ quality	Australiese/ Australian Fremantle  Mout/Malting	Fransse/ French Rouen  Mout/Malting		
Internasionale VAB pryse	a	218.00	280.00	181.00	201.00	229.00	240.00	International FOB prices	
Vraggeld	b	37.00	37.00	28.00	23.00	18.00	24.00	Freight Rates	
Assuransie (0.3% van VAB)		0.65	0.84	0.54	0.60	0.69	0.72	Insurance (0.3% of FOB)	
1 KOSTE, ASSURANSIE EN VRAG (KAV) \$/T		255.65	317.84	209.54	224.60	247.69	264.72	1 COST, INSURANCE AND FREIGHT (CIF) \$/T	
<i>Omskakel na R/t</i>								<i>Converted to R/t</i>	
R/\$ Wisselkoers op: 2017/09/19		13.3274	13.3274	13.3274	13.3274	13.3274	13.3274	R/\$ Exchange rate on: 2017/09/19	
2 KOSTE, ASSURANSIE EN VRAG (KAV) R/t		3407.15	4235.98	2792.62	2993.33	3301.06	3528.03	2 COST, INSURANCE AND FREIGHT (CIF) R/t	
Finansieringskoste	c	28.70	35.69	23.53	25.22	27.81	29.72	Financing cost	
3 KOSTE, ASSURANSIE, VRAG EN FINANSIERING R/t		3435.85	4271.67	2816.15	3018.55	3328.87	3557.75	3 COST, INSURANCE, FREIGHT AND FINANCING R/t	
Afhaalikoste	d, e							Discharging cost	
3.1 Kaapstad (Hoofsaaklik kaaihykraan metode)		191.47	191.47	191.47	191.47	199.17	199.17	3.1 Cape Town (Mainly shore cranes method)	
3.2 Durban (Hoofsaaklik suig-in-silo metode)		189.30	189.30	189.30	189.30	190.57	190.57	3.2 Durban (Mainly suction into silo method)	
Invoertarif op koring	f	379.30	379.30	379.30	379.30	0.00	0.00	Import Tariff on wheat	
4 VRYOP SPOOR (VOS) R/t								4 FREE ON RAIL (FOR) R/t	
4.1 Kaapstadhawe		4006.62	4842.44	3386.92	3589.32	3528.04	3756.92	4.1 Cape Town Harbour	
4.2 Durbanhawe		4004.45	4840.27	3384.75	3587.15	3519.44	3748.32	4.2 Durban Harbour	
Spoorvragkoste	g							Railage cost	
- Kaapstad na Paarl		119.27	119.27	119.27	119.27	n/a	n/a	- Cape Town to Paarl	
- Durban na Randfontein		460.20	460.20	460.20	460.20	460.20	460.20	- Durban to Randfontein	
<b>5 GELEWER:</b>								<b>5 DELIVERED:</b>	
- Kaapstad na Paarl R/ton		4125.89	4961.71	3506.19	3708.59	n/a	n/a	- Cape Town to Paarl R/ton	
- Durban na Randfontein R/ton		4464.65	5300.47	3844.95	4047.35	3979.64	4208.52	- Durban to Randfontein R/ton	

Notas/Notes: 2017/09/19

a Bron van pryse en vraggeld : IGC GMI  
Source of prices and freight rates: IGC GMI

Termyn / Term	VAB/FOB US\$/bn	Vraggeld / Freight Rate: US\$/bn	Gars/Barley = US\$ + 1
Koring/Wheat HRW No 2 (Hard Red Winter) Golf / Gulf	218.00	US (Golf / Gulf)	37.00
Koring/Wheat DNS 14% No 2 (Dark Northern Spring) Golf / Gulf	280.00	Argentinië / Argentine (Upriver)	28.00
Koring/Wheat Argentinië / Argentine (Up River) Trigo Pan	181.00	EEC (Bordeaux Hamburg)	23.00
Koring/Wheat EU (Duitsland / Germany) B kwaliteit / quality	201.00	Australië / Australia (Eastern)	17.00
Gars/Barley: Australiese moutgars/Australian malting barley (Fremantle)	229.00		18.00
Gars/Barley: Fransse moutgars/French malting barley (Rouen)	240.00		

b Vraggeld: bereken vir vragte van +/- 20 000 - 30 000t / Freight rates: calculated for freights of +/- 20 000 - 30 000t

c Finansieringskoste: 30 000t @ KAV @ primakoers vir 30 dae. Bron/Source: SARB 10.25% 2016/07/21  
Financing cost: 30 000t @ CIF @ prime rate for 30 days.

d Afhaalikoste / Discharging cost (R/bn):

	Koring/Wheat:	Gars/Barley:
Kaapstad /		
Cape Town:	191.47	199.17
Durban:	189.30	190.57

e Ingesluit: Kaagelde, hantering, kaaibesig, agente/dokumentasie, logistiek & opnames (inspeksie van skeepsvrag).  
Included: Wharfage, handling, wharf supervision, agent/documentation, logistic & survey (inspection of shipload).  
Uitgesluit: Gesondheidsinspeksie-, skeepagentskapfooi, strookbetsingsfooi vir GMO, obergingskoste asook BTW en invoerbelasting.  
Excluded: Health inspection fee, Ship agency fee, strip testing fees for GMO, storage costs as well as VAT and import duty.  
N.B: Slegs 'n aanduiding, aangesien koste van opname beding kan word / N.B: Indication only, as cost of survey can be negotiated.

f Invoertarif / Import Tariff:  
Koring/Wheat = R379.30 p/ton  
Gars/Barley = Vry/Free

g Neem asb. Kennis dat Spoomet se standaard spoorvrag op 1 April 2017 verhoog het soos volg:  
Kaapstad na Paarl R119.27 en Durban na Randfontein R460.20.  
Please note that on 1 April 2017 Spoomet's standard railage cost has increased as follows:  
Cape Town to Paarl R119.27 and Durban to Randfontein R460.20.

12. IMPORT PARITY PRICES – OIL SEEDS (b)(e)(f)

12. INVOERPARITEITPRYSE - OLIESADE (b)(e)(f)

INVOERPARITEITPRYSE VAN OLIESADE (BTW UITGESLT)										2017-09-21										IMPORT PARITY PRICES OF OIL SEEDS (VAT EXCL)									
ITEM	Nota/ Note	Sojabone/ Soybeans	Sojabone/ Soybeans	Sojabone/ Soybeans	Sonneblom/ Sunflower	Canola	Grondbone/ Groundnuts	Grondbone/ Groundnuts	ITEM																				
		VSA/ USA	Argentynse/ Argentine	Brazilië/ Brazil	EU Franse/ French	Kanadese/ Canadian	Argentynse/ Argentine	VSA/ USA																					
		Golf/Gulf	Up River	Paranagua	Bordeaux	Vancouver	Raw Runners 40/50	Raw Runners 40/50																					
Internasionale VAB pryse	a	\$/t	\$/t	\$/t	\$/t	\$/t	\$/t	\$/t	International FOB prices																				
Vraggeld	b	379.00	378.00	385.00	393.00	429.00	1335.00 *	1285.00 *	Freight Rates																				
Assuransie (0.3% van VAB)		37.00	28.00	28.00	23.00	31.00	90.00	37.00	Insurance (0.3% of FOB)																				
1 KOSTE, ASSURANSIE EN VRAG (KAV) \$/T		1.14	1.13	1.16	1.18	1.29	4.01	3.86	1 COST, INSURANCE AND FREIGHT (CIF) \$/T																				
Omskakel na R/t		417.14	407.13	414.16	417.18	461.29	1429.01	1325.86	Converted to R/t																				
R/\$ Wisselkoers op: 2017/09/19		13.3274	13.3274	13.3274	13.3274	13.3274	13.3274	13.3274	R/\$ Exchange rate on: 2017/09/19																				
2 KOSTE, ASSURANSIE EN VRAG (KAV) R/t		R/t	R/t	R/t	R/t	R/t	R/t	R/t	2 COST, INSURANCE AND FREIGHT (CIF) R/t																				
Finansieringskoste	c	5559.39	5425.98	5519.68	5559.92	6147.80	19044.99	17670.27	Financing cost																				
3 KOSTE, ASSURANSIE, VRAG EN FINANSIERING R/t		46.84	45.71	46.50	46.84	51.79	160.45	148.87	3 COST, INSURANCE, FREIGHT AND FINANCING R/t																				
Finansieringskoste		5606.23	5471.69	5566.18	5606.76	6199.59	19205.44	17819.14	Discharging cost Durban																				
Aflaaiikoste: Durban	d, e	190.57	190.57	190.57	190.57	190.57	612.66	612.66	Import Tariff																				
Invoertarif:	f	404.09	403.02	410.48	0.00	571.75	1779.21	1712.57	4 FREE ON RAIL (FOR) R/t Durban																				
4 VRY OP SPOOR (VOS) R/t Durban		6200.89	6065.28	6167.23	5797.33	6961.91	21597.31	20144.37	Railage cost																				
Spoorvragkoste	g								- Durban to Randfontein																				
- Durban na Randfontein		460.20	460.20	460.20	460.20	460.20	-	-	5 DELIVERED:																				
5 GELEWER:		6661.09	6525.48	6627.43	6257.53	7422.11	-	-	- Durban to Randfontein R/ton																				
- Durban na Randfontein R/ton																													

Notas/Notes:

a Bron van pryse en vraggeld / Source of prices and freight rates : IGC (GMI), Geogalos Peanut World & Oilworld  
2017/09/19

Termyn / Term	US\$/ton (VAB/FOB)	Vraggeld/Freight Rate:	US\$/ton	
Sojabone/Soybeans: VSA/USA (Golf/Gulf)	Okt/Oct 2017	379.00	US Golf / Gulf	37.00
Sojabone/Soybeans: Argentinië/Argentina (Up River)	Okt/Oct 2017	378.00	Argentinië / Argentina	28.00
Sojabone/Soybeans: Brazilië/Brazil (Paranagua)	Okt/Oct 2017	385.00	EEC (Bordeaux/Hamburg)	23.00
Sonneblom/Sunflower: EU Frankryk/France (Bordeaux)	Sep 2017	393.00	Kanada/Canada (North Pacific)	31.00
Canola: Kanada/Canada (Vancouver)	Sep 2017	429.00	Grondbone/Groundnuts (ARG)	90.00
Grondbone/Groundnuts: Argentinië/Argentina (Raw Runner 40/50)	Nov 2017	1335.00		
Grondbone/Groundnuts: VSA/USA (Runners 40/50)	Nov 2017	1285.00		

b Vraggeld: bereken vir vragte van +/- 20 000 - 30 000t / Freight rates: calculated for freights of +/- 20 000 - 30 000t

c Finansieringskoste: 30 000t @ KAV @ primakoers vir 30 dae. Bron/Source: SARB 10.25% 2016/07/21  
Financing cost 30 000t @ CIF @ prime rate for 30 days.

d Aflaaiikoste / Discharging costs (R/ton):

	Sojabone/ Soybeans	Sonneblom/ Sunflower	Canola	Grondbone/ Groundnuts
Durban:	190.57	190.57	190.57	612.66

e Aflaaiikoste / Discharging fees:

Ingesluit: Kaaigelde, hantering, kaaibesig, agente/dokumentasie, logistiek & opnames (inspeksie van skeepsvrag) /  
Included: Wharfage, handling, wharf supervision, agent/documentation, logistic & survey (inspection of shipload).  
Uitgesluit: Gesondheidsinspeksie-, skeepagentskapfooi, strooktoetsingsfooi vir GMO, opbergingskoste asook BTW en invoerbelasting /  
Excluded: Health inspection fee, Ship agency fee, strip testing fees for GMO, storage costs as well as VAT and import duty.  
N.B: Slegs 'n aanduiding, aangesien koste van opname beding kan word / N.B: Indication only, as cost of survey can be negotiated.

f Invoertarif / Import Tariff:

Sojabone/Soybeans = 8% op VAB / on FOB  
Sonneblom/Sunflower = Vry / Free  
Canola = 10% op VAB / on FOB  
Grondbone/Groundnuts = 10% op VAB / on FOB

g Neem asb. Kennis dat Spoorwet se standaard spoorvrag op 1 April 2017 verhoog het na R460.20.

Please note that on 1 April 2017 Spoorwet's standard railage cost has increased to R460.20.

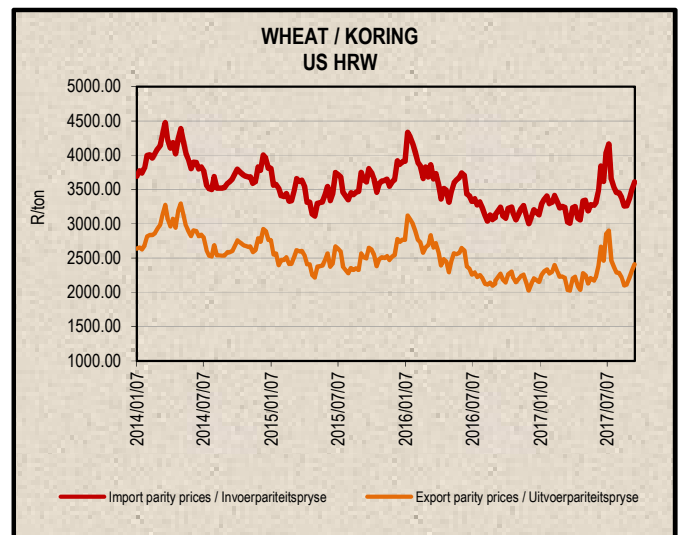
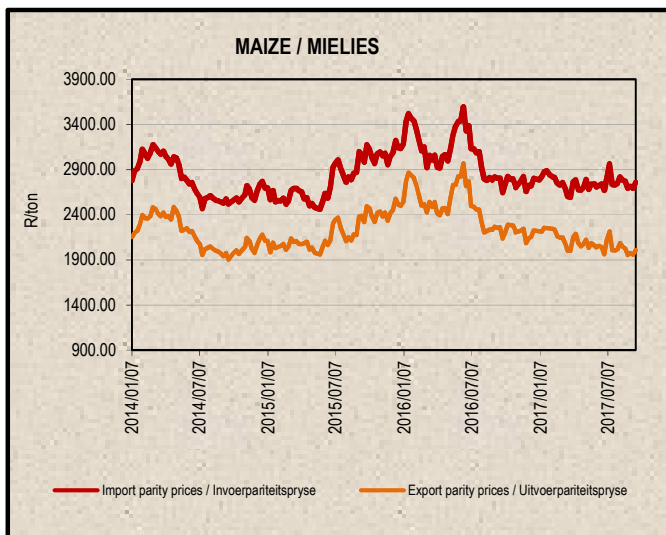
\* Kwotasies is k.a.v. pryse. VAB pryse dus berekende pryse (kav minus vraggeld) / Quotes are c.i.f. prices. FOB prices are therefore calculated prices (cif minus freight rates).



13. EXPORT PARITY PRICES (b)

13. UITVOERPARITEITPRYSE (b)

INDICATIVE EXPORT PARITY PRICES				2017/09/21		AANDUIDENDE UITVOERPARITEITSPRYSE	
This is <b>only an example</b> of how an export parity price can be calculated - it can vary according to need	US No3Y Maize/ Mielies Gulf/Golf (b)	US HRW Wheat/Koring Gulf/Golf (b)	US DNS 14% Wheat/Koring PNW (b)	Argentine Raw Runner 40/50 Groundnuts/ Grondbone (f) Nov 2017	Hierdie is <b>slegs 'n voorbeeld</b> van hoe 'n uitvoerpariteitsprys bereken kan word - dit kan varieer volgens behoefte		
	Oct/Okt 2017	Oct/Okt 2017	Oct/Okt 2017				
FOB Gulf value (\$/t)	155.00	218.00	280.00	1335.00	VAB Golfwaarde (\$/t)		
Difference in quality and locality of SA <sup>1</sup> Maize: Plus US\$10 (\$/t) Groundnuts: Less 3,5% of fob value	\$10.00			96,5%	Kwaliteits- en liggingsverskil van SA <sup>1</sup> Mielies: Plus VS\$10 (\$/t) Grondbone: Min 3,5% van vab waarde		
SA fob price (\$/t)	165.00	218.00	280.00	1288.28	SA vab prys (\$/t)		
Exchange rate (1\$=): (2017/09/19)	13.3274	13.3274	13.3274	13.3274	Wisselkoers (1\$=): (2017/09/19)		
FOB Gulf value (R/t)	2199.02	2905.37	3731.67	17169.42	VAB Golfwaarde (R/t)		
<b>Marketing costs:</b>					<b>Bemerkings koste:</b>		
Financing (Prime rate 10.25% - 30 days) (R/t)	18.98	25.07	32.20	148.17	Finansieringskoste (Primakoers 10.25% - 30 dae) (R/t)		
Railage: <sup>2</sup> Randfontein – Durban harbour	460.20	460.20	460.20	-	Spoorvrag: <sup>2</sup> Randfontein – Durbanhawe		
Loading costs: (R/t) <sup>3</sup> Durban Harbour (Mainly spout method)	170.98	182.97	182.97	508.83	Oplaaikoste: (R/t) <sup>3</sup> Durbanhawe (Hoofsaaklik tregter metode)		
<b>EXPORT REALISATION (R/t):</b>					<b>UITVOER REALISASIE (R/t):</b>		
<b>Randfontein</b>	<b>1548.86</b>	<b>2237.13</b>	<b>3056.30</b>	<b>16512.42</b>	<b>Randfontein</b>		
<i>Difference in quality and locality of SA (As requested by the industry)</i>				1	<i>Kwaliteits- en liggingsverskil van SA (Soos deur die bedryf versoek)</i>		
<i>As from 14 June 2012, the discount/rebate will no longer be used to calculate the export parity price on US HRW and a new calculation will be added for US DNS, also without the discount/rebate.</i>					<i>Vanaf 14 Junie 2012 sal die diskonto/premie nie meer gebruik word by die berekening van die uitvoerpariteitsprys van US HRW nie en 'n nuwe berekening word nou vir US DNS gedoen, ook sonder diskonto/premie.</i>		
<i>Railage costs: Please note that on 1 April 2017 Spoornet's standard railage cost has increased to R460.20.</i>				2	<i>Spoorvrag koste: Neem asb. Kennis dat Spoornet se standaard spoorvrag op 1 April 2017 verhoog het na R460.20.</i>		
<i>Loading costs, received from Mainport Africa Shipping: Included: Cargo dues, handling, wharf supervision, agency/documentation, logistics &amp; surveys (inspection of cargo). Excluded: Ship agent fees, health &amp; PPECB inspections, storage facility &amp; transport costs to storage facility, VAT &amp; duties.</i>				3	<i>Oplaaikoste, ontvang van Mainport Africa Shipping: Ingesluit: Kaaigelde, hantering, kaaitoesig, agente/dokumentasie, logistiek &amp; opnames (inspeksie van skeepsvrag) Uitgesluit: Skeepsagentskaps-, inspeksie-, opbergings- en vervoerkoste na opbergingsfasiliteit, BTW &amp; invoerbelasting.</i>		



#### 14. WEATHER

For local weather, please follow the link below:  
[www.weathersa.co.za](http://www.weathersa.co.za)

#### 14. WEER

Vir plaaslike weer, volg asseblief die onderstaande skakel:  
[www.weathersa.co.za](http://www.weathersa.co.za)

#### **Sources /Bronne:**

(a) = Safex; (b) = International Grains Council; (c) = CBOT; (d) = KCBT;  
(e) = Oil World; (f) = Georganos Peanut World.

\* Formula according to ITAC (International Trade Administration Commission of South Africa)/  
Formule volgens ITAC (International Trade Administration Commission of South Africa)

SAGIS

Nico Hawkins

General Manager / Hoofbestuurder

**Indemnity/Vrywaring:** Although everything has been done to ensure the accuracy of the information, neither SAGIS nor any of its directors or employees takes any responsibility for actions or losses that might occur as a result of the usage of this information. / Alhoewel alles gedoen is om te verseker dat die inligting korrek is, aanvaar nie SAGIS of enige van sy direkteure of werknemers verantwoordelikheid vir enige aksies of verliese as gevolg van die inligting wat gebruik is nie.