

**SAGIS WEEKLY BULLETIN / SAGIS WEEKLIKSE BULLETIN**

1. Producer Deliveries (ton):			1. Produsentelewerings (ton):	
Commodity	Latest week/ Jongste week: 19 - 25 Aug 2017	Total: current marketing year/ Totaal: huidige bemarkingsjaar	Total: same period previous marketing year/ Totaal: selfde periode vorige bemarkingsjaar	Kommoditeit
White maize	121 014	8 388 472	2 650 894	Witmielies
Yellow maize	43 590	5 721 314	3 285 847	Geelmielies
Total: maize	164 604	14 109 786	5 936 741	Totaal: mielies
Wheat	539	1 867 692	1 397 892	Koring

2. Imports (ton):			2. Invoere (ton):	
2.1 Imports for RSA			2.1 Invoere vir RSA	
Commodity	Latest week/ Jongste week: 19 - 25 Aug 2017	Total: current marketing year/ Totaal: huidige bemarkingsjaar	Total: same period previous marketing year/ Totaal: selfde periode vorige bemarkingsjaar	Kommoditeit
White maize	0	0	175 053	Witmielies
Yellow maize	0	0	457 420	Geelmielies
Maize Total	0	0	632 473	Mielies Totaal
Wheat	14 569	773 868	1 801 076	Koring

**Origin of imports / Oorsprong van invoere**

White maize/Witmielies	Yellow maize/Geelmielies	Wheat/Koring
		Argentina
		Canada
		Czech Republic
		Germany
		Poland
		Romania
		Russia
		USA

2.2 Imports for other countries			2.2 Invoere vir ander lande	
Commodity	Latest week/ Jongste week: 19 - 25 Aug 2017	Total: current marketing year/ Totaal: huidige bemarkingsjaar	Total: same period previous marketing year/ Totaal: selfde periode vorige bemarkingsjaar	Kommoditeit
White maize	0	0	100 292	Witmielies
Yellow maize	0	0	870	Geelmielies
Maize Total	0	0	101 162	Mielies Totaal
Wheat	0	196 076	215 008	Koring

**Origin of imports / Oorsprong van invoere**

White maize/Witmielies	Yellow maize/Geelmielies	Wheat/Koring
		Argentina
		Canada
		Czech Republic
		Germany
		Poland
		Romania
		Russia
		USA

### 3. Exports (ton):

#### 3.1 RSA Exports

Commodity	Latest week/ Jongste week: 19 - 25 Aug 2017	Total: current marketing year/ Totaal: huidige bemarkingsjaar	Total: same period previous marketing year/ Totaal: selfde periode vorige bemarkingsjaar	Kommoditeit
White maize	8 799	364 153	160 518	Witmielies
Yellow maize	25 400	737 945	84 869	Geelmielies
Maize Total	34 199	1 102 098	245 387	Mielies Totaal
Wheat	981	90 494	49 984	Koring

#### Destination of exports / Bestemming van uitvoere

White maize/Witmielies	Yellow maize/Geelmielies	Wheat/Koring
Botswana	Angola	Botswana
Kenya	Botswana	Lesotho
Lesotho	Japan	Mozambique
Mozambique	North Korea	Namibia
Namibia	South Korea	Swaziland
Swaziland	Lesotho	Zambia
Zimbabwe	Mozambique	Zimbabwe
	Namibia	
	Swaziland	
	Taiwan	
	Zimbabwe	

#### 3.2 Imports for Exports

Commodity	Latest week/ Jongste week: 19 - 25 Aug 2017	Total: current marketing year/ Totaal: huidige bemarkingsjaar	Total: same period previous marketing year/ Totaal: selfde periode vorige bemarkingsjaar	Kommoditeit
White maize	2 375	25 353	37 967	Witmielies
Yellow maize	0	0	4 264	Geelmielies
Maize Total	2 375	25 353	42 231	Mielies Totaal
Wheat	0	199 649	214 747	Koring

#### Destination of exports / Bestemming van uitvoere

White maize/Witmielies	Yellow maize/Geelmielies	Wheat/Koring
Botswana		Botswana
Zimbabwe		Lesotho
		Swaziland
		Zambia
		Zimbabwe

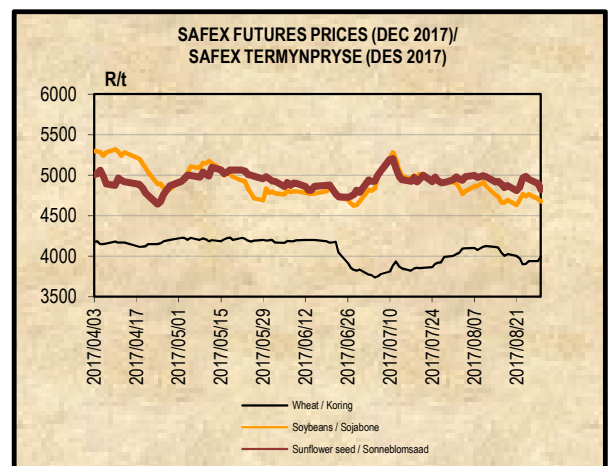
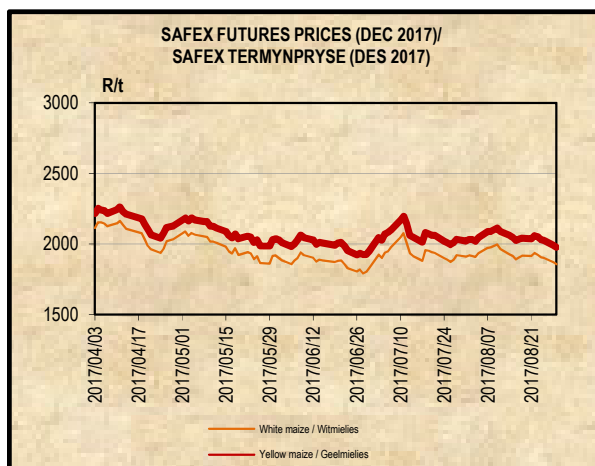
### 3. Uitvoere (ton):

#### 3.1 RSA Uitvoere

### 4. DOMESTIC PRICES PER SAFEX (R/t)(a)

### 4. PLAASLIKE PRYSE VOLGENS SAFEX (R/t)(a)

Commodity	Future Prices / Termynpryse (2017/08/29) R/ton					Kommoditeit
	Sep-17	Dec-17	Mar-18	May-18	Jul-18	
White maize	1774.00	1856.00	1902.00	1953.00	2011.00	Witmielies
Yellow maize	1898.00	1978.00	2022.00	2056.00	2090.00	Geelmielies
Wheat	4091.00	3994.00	4069.00	4104.00	4100.00	Koring
Sunflower	4690.00	4824.00	4952.00	4900.00	4950.00	Sonneblom
Soybeans	4540.00	4675.00	4794.00	4850.00	4947.00	Sojabone
Sorghum	2550.00	3170.00	3330.00	3050.00	3396.00	Sorghum



**5. IMPORT TARIFF ON MAIZE (b)\***
**5. INVOERTARIEF OP MIELIES (b)\***

Derived US No2Y Yellow Maize fob (Gulf) (b)	2017-08-23	2017-08-24	2017-08-25	2017-08-28	2017-08-29	Afgeleide VSA No2Y Geelmielies vab (Gulf) (b)
RSA Initial Reference Price	<b>\$110.00</b>					RSA Oorspronklike Verwysingsprys
Base price (\$/t)	117.65	117.65	117.65	117.65	117.65	Basisprys (\$/t)
Daily price (\$/t) (IGC)	158.60	157.60	156.60	155.60	155.60	Daaglikse prys (\$/t) (IGC)
Average of 21 days (\$/t)	161.27	161.03	160.74	160.41	160.12	Gemiddeld van 21 dae (\$/t)
Deviation from base price (\$/t)	-43.62	-43.38	-43.09	-42.76	-42.47	Afwyking van basisprys (\$/t)
Duty on maize (\$/t)	-51.27	-51.03	-50.74	-50.41	-50.12	Reg op mielies (\$/t)
R/\$ Exchange rate (average of 21 days)	13.2420	13.2493	13.2606	13.2618	13.2620	R/\$ Wisselkoers (gemiddeld van 21 dae)
Duty on maize before adjustment (R/t)	-678.92	-676.11	-672.84	-668.53	-664.69	Reg op mielies voor aanpassing (R/t)
Real effective exchange rate index	0.8808	0.8808	0.8808	0.8808	0.8808	Reële effektiewe wisselkoersindeks
Duty on maize (R/t)	-597.99	-595.52	-592.64	-588.84	-585.46	Reg op mielies (R/t)
<b>Tariff Gazetted 2006/12/08</b>	<b>R0.00/t</b>					<b>Tarief gepubliseer 2006/12/08</b>

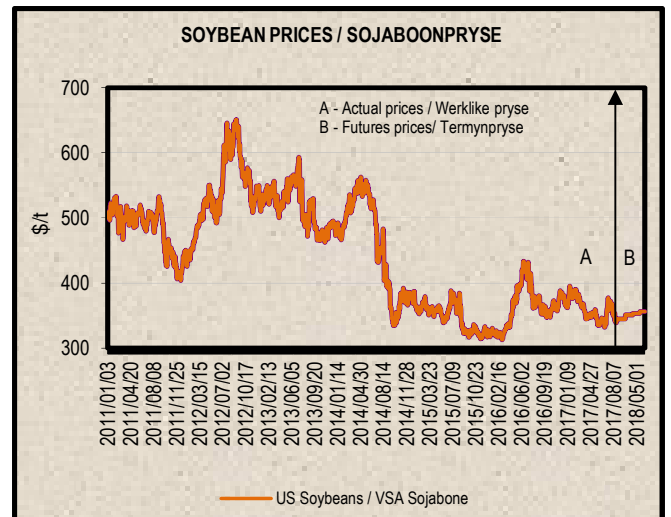
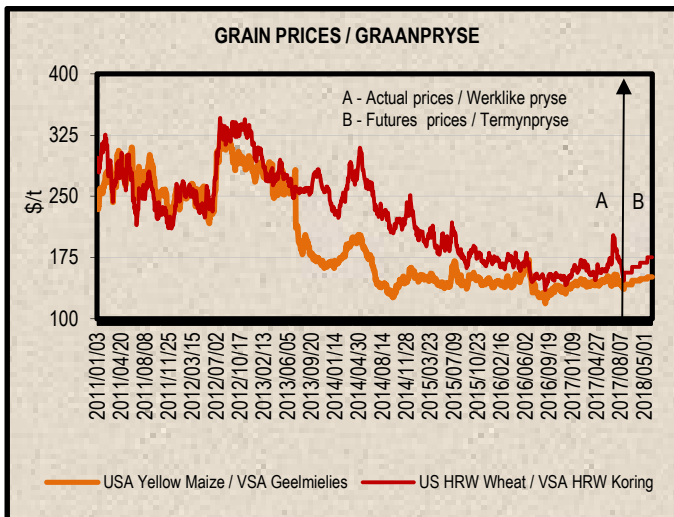
**6. IMPORT TARIFF ON WHEAT (b)\***
**6. INVOERTARIEF OP KORING (b)\***

US No2 HRW fob (Gulf)	2017/08/01	2017/08/08	2017/08/15	2017/08/22	2017/08/29	VSA No2 HRW vab (Gulf)
RSA Initial Reference Price	279.00	279.00	279.00	279.00	279.00	RSA Oorspronklike Verwysingsprys
Base price (\$/t)	246.33	246.33	213.00	213.00	213.00	Basis prys (\$/t)
Weekly price (\$/t) (IGC)	210.00	209.00	202.00	194.00	197.00	Weeklikse prys (\$/t) (IGC)
3 Weeks moving average (\$/t)	220.00	213.00	207.00	201.67	197.67	3 Weke skuiwende gemiddeld (\$/t)
Number of weeks that the deviation is more than \$10	2	3		1	2	Aantal weke wat die afwyking meer as \$10 is
Deviation from base price (\$/t)	26.33	33.33	6.00	11.33	15.33	Afwyking van basisprys (\$/t)
Calculated duty on wheat (\$/t)	59.00	66.00	72.00	77.33	81.33	Berekende reg op koring (\$/t)
R/\$ exchange rate	13.1918	13.2272	13.3194	13.1933	13.0524	R/\$ wisselkoers
Calculated duty before adjustment (R/t)	778.32	873.00	959.00	1020.24	1061.55	Berekende reg voor aanpassing (R/t)
Real effective exchange rate Index	0.8618	0.8618	0.8618	0.8618	0.8808	Reële effektiewe wisselkoersindeks
Calculated duty on wheat (R/t)	670.75	752.35	826.46	879.24	935.02	Berekende reg op koring (R/t)
<b>Tariff Gazetted 2017/06/23 (R/t)</b>	<b>R 947.20</b>					<b>Tarief gepubliseer 2017/06/23 (R/t)</b>

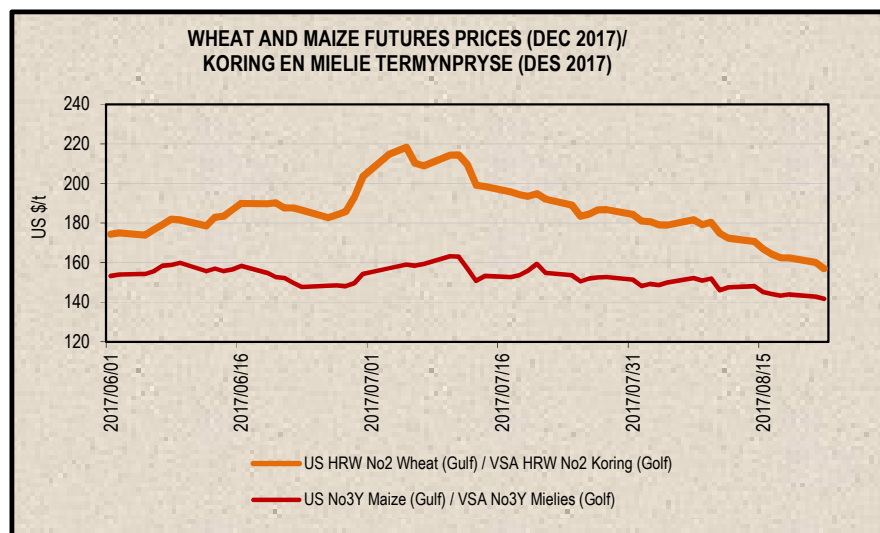
7. PRICES – INTERNATIONAL (US\$/t)

7. PRYSE - INTERNASIONAAL (VSA\$/t)

FOB (US\$/t)	Export Quotations/ Uitvoerkwotasie (b)(e)(f)				VAB (VSA\$/t)
	2017/08/29	2017/08/22	2017/08/15	2017/08/08	
US No 2 HRW Wheat (Gulf)	197.00	194.00	202.00	209.00	VSA No 2 HRW Koring (Golf)
US DNS Wheat 14% PNW	298.00	289.00	290.00	318.00	VSA DNS Koring 14% PNW
Argentine Wheat (Up River)	190.00	190.00	190.00	190.00	Argentynse Koring (Up River)
EC (France) Wheat (grade 1)	186.00	184.00	190.00	192.00	EU (Frankryk) Koring (graad 1)
EC (Germany) B Quality Wheat	200.00	198.00	202.00	207.00	EU (Duitsland) B Kwaliteit Koring
Black Sea Milling Wheat	183.00	187.00	193.00	194.00	Swart See Maalkoring
US No 3Y Maize (Gulf)	154.00	158.00	158.00	162.00	VSA No3Y Mielies (Golf)
Argentine Maize (Up River)	144.00	148.00	151.00	153.00	Argentynse Mielies (Up River)
US Sorghum (Gulf)	179.00	185.00	186.00	192.00	VSA Sorghum (Golf)
Argentine Sorghum (Up River)	128.00	129.00	129.00	129.00	Argentynse Sorghum (Up River)
US Soybeans (Gulf)	373.00	373.00	363.00	378.00	VSA Sojabone (Gulf)
Argentine Soybeans (Up River)	368.00	366.00	361.00	371.00	Argentynse Sojabone (Up River)
Canadian Canola	427.00	432.00	419.00	426.00	Kanadese Canola
Argentine Groundnuts Runners 40/50	1360.00	1381.00	1381.00	1381.00	Argentynse Grondbone 40/50 Runners
US Groundnuts Runners 40/50 shelled	1310.00	1331.00	1331.00	1381.00	VSA Grondbone 40/50 Runners uitgedop
Australian Malting Barley (South. Cross Malt)	212.00	211.00	214.00	223.00	Australiese Moutgars (South. Cross Malt)



Futures prices (US\$/t) / Termynpryse (VSA\$/t) (c)(d) (2017/08/29)							
Commodity	Sep-17	Dec-17	Mar-18	May-18	Jul-18	Sep-18	Kommoditeit
US No3 Yellow maize	131.25	137.24	142.28	145.27	147.87	150.39	VSA No3 Geelmielies
US No2 HRW wheat	145.94	156.60	163.29	168.50	175.12	183.13	VSA No2 HRW koring
US Soybeans	341.94	n/a	351.05	354.06	356.56	353.62	VSA Sojabone



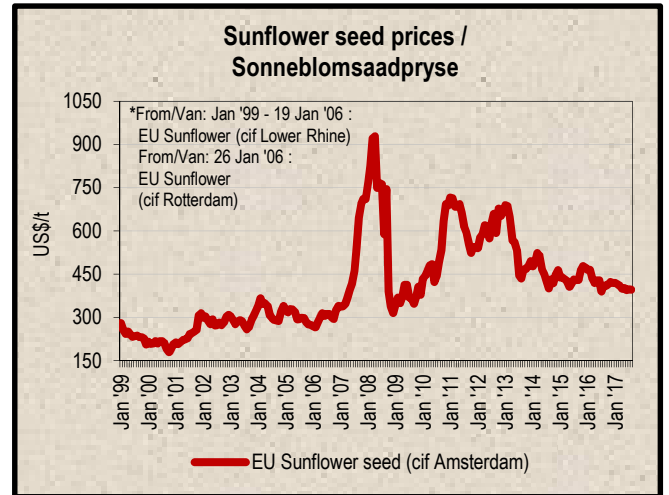
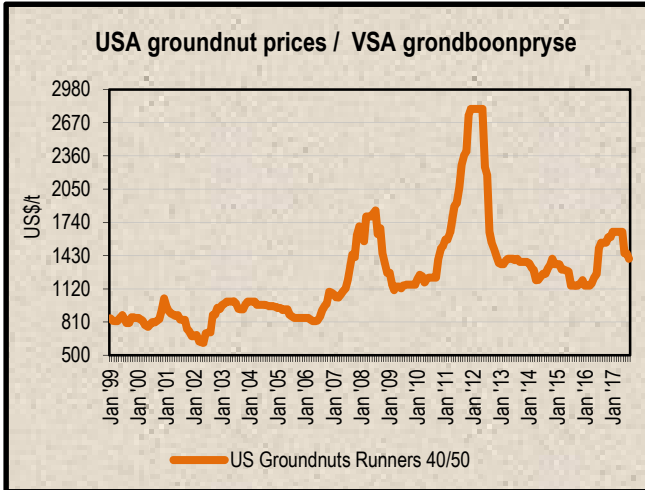
**8. LOWEST REPRESENTATIVE ASKING PRICES**  
(US\$/t)(e)(f)(Prices of previous week)

**8. LAAGSTE VERTEENWOORDIGENDE PRYSE GEVRA**  
(Pryse van vorige week)(VSA\$/t)(e)(f)

US\$/t	2017/08/24	2017/08/17	Change/ Verandering	VSA\$/t
Soybeans, Brazil, c.i.f. Rotterdam	402	415	-3.1%	Sojabone, Brasilië, k.a.v. Rotterdam
Soybeans, USA, c.i.f. Rotterdam	388	384	1.0%	Sojabone, VSA, k.a.v. Rotterdam
Groundnuts, USA Runners 40/50*	1400	1400	0.0%	Grondbone, VSA Runners 40/50*
Groundnuts, Argentine Runners 40/50*	1450	1450	0.0%	Grondbone, Argentynse Runners 40/50*
Groundnut-oil, c.i.f. Rotterdam	1470	1480	-0.7%	Grondboon-olie, k.a.v. Rotterdam
Sunflower seed, EU c.i.f. Amsterdam	396	397	-0.3%	Sonneblomsaad, EU k.a.v. Amsterdam
Sunflower-oil, EU (fob) N.W. Europe	818	803	1.9%	Sonneblom-olie, EU (vab) N.W. Eur.
Rapeseed, Europe, 00, c.i.f. Hamburg	431	422	2.1%	Raapsaad, Europa, 00, k.a.v. Hamburg

\* Shelled, c.i.f. Rotterdam

\* Uitgedop k a v Rotterdam



**9. IGC FREIGHT INDICES (b)**

**9. IGC VRAG INDEKSE (b)**

**IGC FREIGHT INDICES / IGC VRAG INDEKSE**

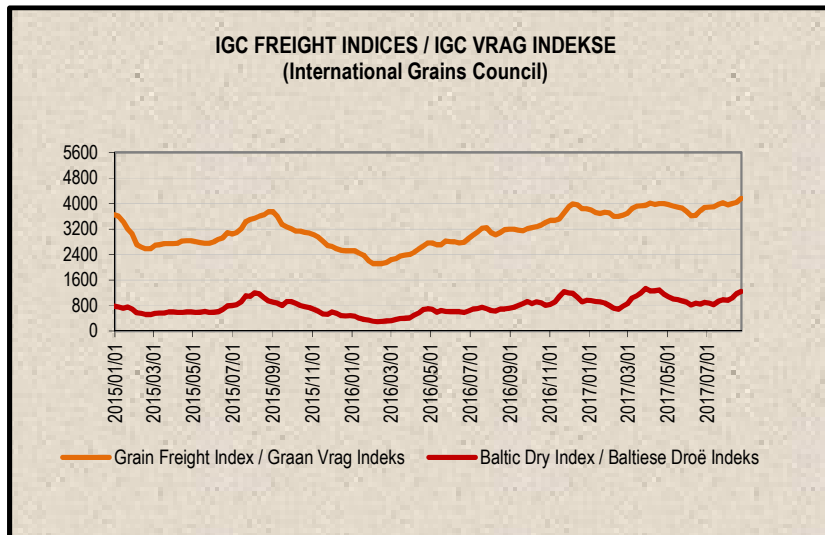
	2017/07/25	2017/08/01	2017/08/08	2017/08/15	2017/08/22	2017/08/29	
Grain Freight Index*	4028	3959	3998	4037	4164	4213	Graan Vrag Indeks*
Baltic Dry Index	980	965	1038	1169	1249	1203	Baltiese Droë Indeks

\* IGC Grain Freight Index represents 15 major grain routes, including five from the United States of America, and two each from other main exporting nations (including Argentina, Black Sea, Europe and Canada); with base an average of the four weeks ending 11 May 2005 = 6000.

The updated indices will be available on Thursdays on SAGIS' website.

\* IGC Graan Vrag Indeks verteenwoordig 15 hoof graanroetes, insluitende vyf vanaf die Verenigde State van Amerika, en twee elk van ander hoof uitvoermasies (insluitende Argentinië, Swart See, Europa en Kanada); met basis 'n gemiddeld van die vier weke geëindig 11 Mei 2005 = 6000.

Die opgedateerde indekse sal Donderdae op SAGIS se webwerf beskikbaar



10. IMPORT PARITY PRICES – SUMMER GRAINS (b)

10. INVOERPARITEITPRYSE - SOMERGRANE (b)

INVOERPARITEITPRYSE VAN SOMERGRANE (BTW UITGESLT)			2017/08/31		IMPORT PARITY PRICES OF SUMMER GRAINS (VAT EXCL)		
ITEM	Nota/ Note	Mielies/Maize	Mielies/Maize	Sorghum	Sorghum	Sorghum	ITEM
		VSA/ USA Golf/Gulf (no.3Y) \$/t	Argentynse/ Argentine Up River \$/t	VSA/ USA Golf/Gulf \$/t	Argentynse/ Argentine Up River \$/t	Australiese/ Australian Brisbane \$/t	
Internasionale VAB pryse	a	154.00	144.00	179.00	128.00	263.00	International FOB prices
Vraggeld	b	36.00	27.00	36.00	27.00	15.00	Freight Rates
Assuransie (0.3% van VAB)		0.46	0.43	0.54	0.38	0.79	Insurance (0.3% of FOB)
1 KOSTE, ASSURANSIE EN VRAG (KAV) \$/T		190.46	171.43	215.54	155.38	278.79	1 COST, INSURANCE AND FREIGHT (CIF) \$/T
R/\$ Wisselkoers op: 2017/08/29		13.0524	13.0524	13.0524	13.0524	13.0524	Converted to R/t
2 KOSTE, ASSURANSIE EN VRAG (KAV) R/t		2485.96	2237.57	2813.31	2028.08	3638.88	2 COST, INSURANCE AND FREIGHT (CIF) R/t
Finansieringskoste	c	20.94	18.85	23.70	17.09	30.66	Financing cost
3 KOSTE, ASSURANSIE, VRAG EN FINANSIERING R/t		2506.90	2256.42	2837.01	2045.17	3669.54	3 COST, INSURANCE, FREIGHT AND FINANCING R/t
Aflaaiikoste:	d, e						Discharging cost:
- Kaapstad		191.47	191.47	n/a	n/a	n/a	- Cape Town
- Durban		185.45	185.45	190.57	190.57	190.57	- Durban
Invoertarif	f	0.00	0.00	70.09	50.12	102.98	Import Tariff
4 VRY OP SPOOR (VOS) R/t		2698.37	2447.89	n/a	n/a	n/a	4 FREE ON RAIL (FOR) R/t
- Kaapstad		2692.35	2441.87	2907.10	2095.29	3772.52	- Cape Town
- Durban							- Durban
Spoorvragkoste	g	460.20	460.20	460.20	460.20	460.20	Railage cost
- Durban na Randfontein							- Durban to Randfontein
<b>5 GELEWER:</b>		<b>3152.55</b>	<b>2902.07</b>	<b>3367.30</b>	<b>2555.49</b>	<b>4232.72</b>	<b>5 DELIVERED:</b>
- Durban na Randfontein R/ton							- Durban to Randfontein R/ton

Notas/Notes:

a Bron van pryse en vraggeld : IGC GMI  
Source of prices and freight rates: IGC GMI

2017/08/29

Termyn / Term	US\$/ton (VAB/FOB)	Vraggeld/Freight Rate:	US\$/ton
Sep 2017	154.00	US Golf / Gulf	36.00
Aug 2017	144.00	Argentinië / Argentina	27.00
Sep 2017	179.00	Australië/Australia	15.00
Aug 2017	128.00		
Aug 2017	263.00		

b Vraggeld: bereken vir vragte van +/- 20 000 - 30 000t / Freight rates: calculated for freights of +/- 20 000 - 30 000t

c Finansieringskoste: 30 000t @ KAV @ primakoers vir 30 dae. Bron/Source: SARB 10.25% 2016/07/21  
Financing cost: 30 000t @ CIF @ prime rate for 30 days.

d Aflaaiikoste / Discharging costs (R/ton):

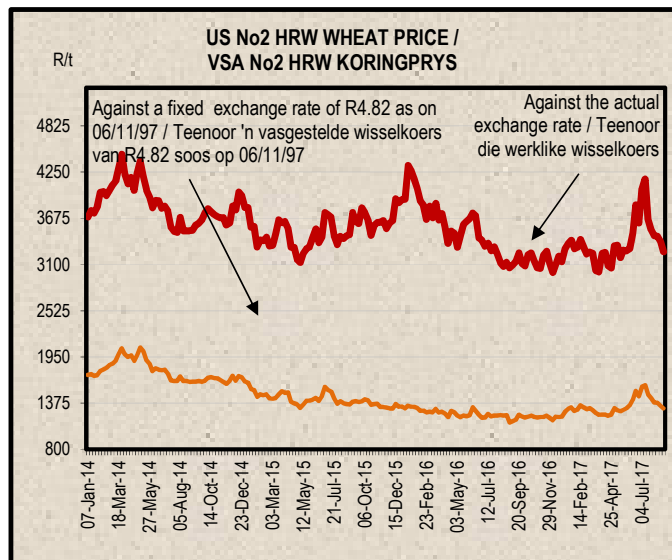
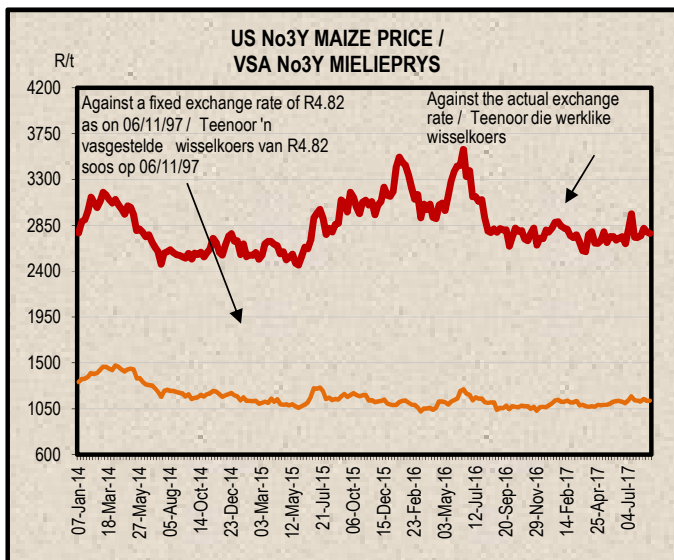
	Mielies/Maize:	Sorghum
Kaapstad / Cape Town:	191.47	n/a
Durban:	185.45	190.57

Bron / Source: Mainport Africa Shipping

e Ingesluit: Kaai gelde, hantering, kaaibesig, agente/dokumentasie, logistiek & opnames (inspeksie van skeepsvrag) / Included: Wharfage, handling, wharf supervision, agent/documentation, logistic & survey (inspection of shipload).  
Uitgesluit: Gesondheidsinspeksie-, skeepsaentskapfooi, strooktoetsingsfooi vir GMO, opbergingskoste asook BTW en invoerbelasting / Excluded: Health inspection fee, Ship agency fee, strip testing fees for GMO, storage costs as well as VAT and import duty.  
N.B: Slegs 'n aanduiding, aangesien koste van opname beding kan word / N.B: Indication only, as cost of survey can be negotiated.

f Invoertarif / Import Tariff:  
Mielies/Maize = Vry / Free  
Sorghum = 3% op VAB / on FOB

g Neem asb. kennis dat Spoornet se standaard spoorvrag op 1 April 2017 verhoog het na R460.20.  
Please note that Spoornet's standard railage cost has increased on 1 April 2017 to R460.20.



11. IMPORT PARITY PRICES – WINTER CEREALS (b)

11. INVOERPARITEITPARYSE - WINTERGRANE (b)

INVOERPARITEITPRYSSE VAN WINTERGRANE (BTW UITGESLT)			2017/08/31				IMPORT PARITY PRICES OF WINTER CEREALS (VAT EXCL)		
ITEM	Nota/ Note	Koring/Wheat	Koring/Wheat	Koring/Wheat	Koring/Wheat	Gars/Barley	Gars/Barley	ITEM	
		VSA/ USA Golf/Gulf  HRW	VSA/ USA PNW  DNS	Argentynse/ Argentine Up River  Trigo Pan	EU Duitsland/ Germany  B kwaliteit/ quality	Australiese/ Australian Fremantle  Mout/Malting	Fransse/ French Rouen  Mout/Malting		
Internasionale VAB pryse	a	197.00	298.00	190.00	200.00	212.00	240.00	International FOB prices	
Vraggeld	b	36.00	36.00	27.00	22.00	16.00	23.00	Freight Rates	
Assuransie (0.3% van VAB)		0.59	0.89	0.57	0.60	0.64	0.72	Insurance (0.3% of FOB)	
1 KOSTE, ASSURANSIE EN VRAG (KAV) \$/T		233.59	334.89	217.57	222.60	228.64	263.72	1 COST, INSURANCE AND FREIGHT (CIF) \$/T	
<i>Omskakel na R/t</i>								<i>Converted to R/t</i>	
R/\$ Wisselkoers op: 2017/08/29		13.0524	13.0524	13.0524	13.0524	13.0524	13.0524	R/\$ Exchange rate on: 2017/08/29	
2 KOSTE, ASSURANSIE EN VRAG (KAV) R/t		3048.91	4371.12	2839.81	2905.46	2984.30	3442.18	2 COST, INSURANCE AND FREIGHT (CIF) R/t	
Finansieringskoste	c	25.69	36.83	23.92	24.48	25.14	29.00	Financing cost	
3 KOSTE, ASSURANSIE, VRAG EN FINANSIERING R/t		3074.60	4407.95	2863.73	2929.94	3009.44	3471.18	3 COST, INSURANCE, FREIGHT AND FINANCING R/t	
Afvaalkoste	d, e							Discharging cost	
3.1 Kaapstad (Hoofsaaklik kaaihykraan metode)		191.47	191.47	191.47	191.47	199.17	199.17	3.1 Cape Town (Mainly shore cranes method)	
3.2 Durban (Hoofsaaklik suig-in-silo metode)		189.30	189.30	189.30	189.30	190.57	190.57	3.2 Durban (Mainly suction into silo method)	
Invoertarif op koring	f	947.20	947.20	947.20	947.20	0.00	0.00	Import Tariff on wheat	
4 VRY OP SPOOR (VOS) R/t								4 FREE ON RAIL (FOR) R/t	
4.1 Kaapstadhawe		4213.27	5546.62	4002.40	4068.61	3208.61	3670.35	4.1 Cape Town Harbour	
4.2 Durbanhawe		4211.10	5544.45	4000.23	4066.44	3200.01	3661.75	4.2 Durban Harbour	
Spoorvragkoste	g							Railage cost	
- Kaapstad na Paarl		119.27	119.27	119.27	119.27	n/a	n/a	- Cape Town to Paarl	
- Durban na Randfontein		460.20	460.20	460.20	460.20	460.20	460.20	- Durban to Randfontein	
<b>5 GELEWER:</b>								<b>5 DELIVERED:</b>	
- Kaapstad na Paarl R/ton		4332.54	5665.89	4121.67	4187.88	n/a	n/a	- Cape Town to Paarl R/ton	
- Durban na Randfontein R/ton		4671.30	6004.65	4460.43	4526.64	3660.21	4121.95	- Durban to Randfontein R/ton	

Notas/Notes:

2017/08/29

a Bron van pryse en vraggeld : IGC GMI  
Source of prices and freight rates: IGC GMI

Termyn / Term	VAB/FOB US\$/ton	Vraggeld / Freight Rate: US\$/ton	Gars/Barley = US\$ + 1
Sep 2017	197.00	US (Golf / Gulf)	36.00
Sep 2017	298.00	Argentinië / Argentine (Upriver)	27.00
Des/Dec 2017	190.00	EEC (Bordeaux Hamburg)	22.00
Aug 2017	200.00	Australië / Australia (Eastern)	15.00
Aug 2017	212.00		16.00
Aug 2017	240.00		

b Vraggeld: bereken vir vragte van +/- 20 000 - 30 000t. / Freight rates: calculated for freights of +/- 20 000 - 30 000t.

c Finansieringskoste: 30 000t @ KAV @ primakoers vir 30 dae. Bron/Source: SARB 10.25% 2016/07/21  
Financing cost: 30 000t @ CIF @ prime rate for 30 days.

d Afvaalkoste / Discharging cost (R/ton):

	Koring/Wheat	Gars/Barley
Kaapstad /		
Cape Town:	191.47	199.17
Durban:	189.30	190.57

e Ingesluit: Kaagelde, hantering, kaaibesig, agente/dokumentasie, logistiek & opnames (inspeksie van skeepsvrag).

Included: Wharfage, handling, wharf supervision, agent/documentation, logistic & survey (inspection of shipload).

Uitgesluit: Gesondheidsinspeksie, skeepagentskapboei, strookbetsingsfooi vir GMO, obergingskoste asook BTW en invoerbelasting.

Excluded: Health inspection fee, Ship agency fee, strip testing fees for GMO, storage costs as well as VAT and import duty.

N.B: Slegs 'n aanduiding, aangesien koste van opname beding kan word / N.B: Indication only, as cost of survey can be negotiated.

f Invoertarif / Import Tariff:

Koring/Wheat = R947.20 p/ton

Gars/Barley = Vry/Free

g Neem asb. Kennis dat Spooimetse standaard spoorvrag op 1 April 2017 verhoog het soos volg:

Kaapstad na Paarl R119.27 en Durban na Randfontein R460.20.

Please note that on 1 April 2017 Spooimeets standard railage cost has increased as follows:

Cape Town to Paarl R119.27 and Durban to Randfontein R460.20.

12. IMPORT PARITY PRICES – OIL SEEDS (b)(e)(f)

12. INVOERPARITEITPRYSE - OLIESADE (b)(e)(f)

INVOERPARITEITPRYSE VAN OLIESADE (BTW UITGESLT)		2017-08-31							IMPORT PARITY PRICES OF OIL SEEDS (VAT EXCL)	
ITEM	Nota/ Note	Sojabone/ Soybeans	Sojabone/ Soybeans	Sojabone/ Soybeans	Sonneblom/ Sunflower	Canola	Grondbone/ Groundnuts	Grondbone/ Groundnuts	ITEM	
		VSA/ USA Golf/Gulf	Argentynse/ Argentine Up River	Brazilië/ Brazil Paranagua	EU Franse/ French Bordeaux	Kanadese/ Canadian Vancouver	Argentynse/ Argentine Raw Runners 40/50	VSA/ USA Raw Runners 40/50		
		\$/t	\$/t	\$/t	\$/t	\$/t	\$/t	\$/t		
Internasionale VAB pryse	a	373.00	368.00	373.00	404.00	427.00	1360.00 *	1310.00 *	International FOB prices	
Vraggeld	b	36.00	27.00	27.00	22.00	31.00	90.00	36.00	Freight Rates	
Assuransie (0.3% van VAB)		1.12	1.10	1.12	1.21	1.28	4.08	3.93	Insurance (0.3% of FOB)	
1 KOSTE, ASSURANSIE EN VRAG (KAV) \$/T Omskakel na R/t R/\$ Wisselkoers op: 2017/08/29		410.12	396.10	401.12	427.21	459.28	1454.08	1349.93	1 COST, INSURANCE AND FREIGHT (CIF) \$/T Converted to R/t R/\$ Exchange rate on: 2017/08/29	
2 KOSTE, ASSURANSIE EN VRAG (KAV) R/t		13.0524	13.0524	13.0524	13.0524	13.0524	13.0524	13.0524	2 COST, INSURANCE AND FREIGHT (CIF) R/t	
3 KOSTE, ASSURANSIE, VRAG EN FINANSIERING R/t	c	5353.05	5170.06	5235.58	5576.12	5994.71	18979.23	17619.83	3 COST, INSURANCE, FREIGHT AND FINANCING R/t	
Finansieringskoste		45.10	43.56	44.11	46.98	50.50	159.89	148.44	Financing cost	
4 VRY OP SPOOR (VOS) R/t Durban	d, e	5398.15	5213.62	5279.69	5623.10	6045.21	19139.12	17768.27	4 FREE ON RAIL (FOR) R/t Durban	
Aflaaiikoste: Durban	f	190.57	190.57	190.57	190.57	190.57	612.66	612.66	Discharging cost Durban	
Invoertarif:		389.48	384.26	389.48	0.00	557.34	1775.13	1709.86	Import Tariff	
5 GELEWER: - Durban na Randfontein R/ton	g	5978.20	5788.45	5859.74	5813.67	6793.12	21526.91	20090.79	5 DELIVERED: - Durban to Randfontein R/ton	
		460.20	460.20	460.20	460.20	460.20	-	-	Railage cost - Durban to Randfontein	
		6438.40	6248.65	6319.94	6273.87	7253.32	-	-		

Notas/Notes:

a Bron van pryse en vraggeld / Source of prices and freight rates : IGC (GMI), Geogalos Peanut World & Oilworld

2017/08/29

Termyn / Term	US\$/ton (VAB/FOB)	Vraggeld/Freight Rate:	US\$/ton
Sjabone/Soybeans: VSA/USA (Golf/Gulf)	Sep 2017 373.00	US Golf / Gulf	36.00
Sjabone/Soybeans: Argentinië/Argentina (Up River)	Sep 2017 368.00	Argentinië / Argentina	27.00
Sjabone/Soybeans: Brazilië/Brazil (Paranagua)	Sep 2017 373.00	EEC (Bordeaux/Hamburg)	22.00
Sonneblom/Sunflower: EU Frankryk/France (Bordeaux)	Sep 2017 404.00	Kanada/Canada (North Pacific)	31.00
Canola: Kanada/Canada (Vancouver)	Aug 2017 427.00	Grondbone/Groundnuts (ARG)	90.00
Grondbone/Groundnuts: Argentinië/Argentina (Raw Runner 40/50)	Sep 2017 1360.00		
Grondbone/Groundnuts: VSA/USA (Runners 40/50)	Nov 2017 1310.00		

b Vraggeld: bereken vir vragte van +/- 20 000 - 30 000t / Freight rates: calculated for freights of +/- 20 000 - 30 000t

c Finansieringskoste: 30 000t @ KAV @ primakoers vir 30 dae. Bron/Source: SARB 10.25% 2016/07/21

Financing cost 30 000t @ CIF @ prime rate for 30 days.

d Aflaaiikoste / Discharging costs (R/ton):

Bron / Source: Mainport Africa Shipping

	Sojabone/ Soybeans	Sonneblom/ Sunflower	Canola	Grondbone/ Groundnuts
Durban:	190.57	190.57	190.57	612.66

e Aflaaiikoste / Discharging fees:

Ingesluit: Kaagelde, hantering, kaaibesig, agente/dokumentasie, logistiek & opnames (inspeksie van skeepsvrag) /

Included: Wharfage, handling, wharf supervision, agent/documentation, logistic & survey (inspection of shipload).

Uitgesluit: Gesondheidsinspeksie-, skeepagentskapfooi, strooktoetsingsfooi vir GMO, opbergingskoste asook BTW en invoerbelasting /

Excluded: Health inspection fee, Ship agency fee, strip testing fees for GMO, storage costs as well as VAT and import duty.

N.B: Slegs 'n aanduiding, aangesien koste van opname beding kan word / N.B: Indication only, as cost of survey can be negotiated.

f Invoertarif / Import Tariff:

Sojabone/Soybeans = 8% op VAB / on FOB

Sonneblom/Sunflower = Vry / Free

Canola = 10% op VAB / on FOB

Grondbone/Groundnuts = 10% op VAB / on FOB

g Neem asb. Kennis dat Spoorwet se standaard spoorvrag op 1 April 2017 verhoog het na R460.20.

Please note that on 1 April 2017 Spoorwet's standard railage cost has increased to R460.20.

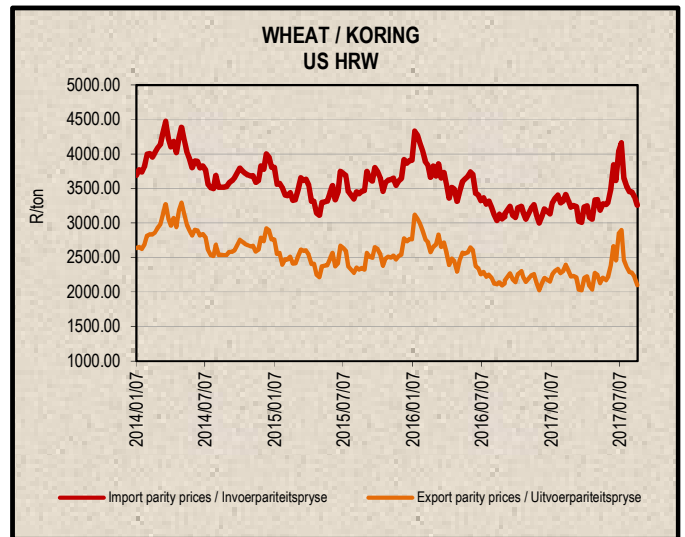
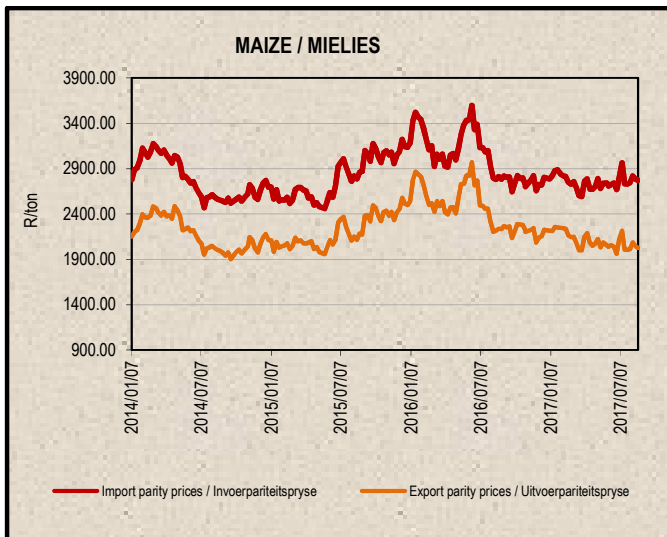
\* Kwotasies is k.a.v. pryse. VAB pryse dus berekende pryse (kav minus vraggeld) / Quotes are c.i.f. prices. FOB prices are therefore calculated prices (cif minus freight rates).



13. EXPORT PARITY PRICES (b)

13. UITVOERPARITEITPRYSE (b)

INDICATIVE EXPORT PARITY PRICES				2017/08/31		AANDUIDENDE UITVOERPARITEITSPRYSE	
This is <b>only an example</b> of how an export parity price can be calculated - it can vary according to need	US No3Y Maize/ Mielies Gulf/Golf (b)	US HRW Wheat/Koring Gulf/Golf (b)	US DNS 14% Wheat/Koring PNW (b)	Argentine Raw Runner 40/50 Groundnuts/ Grondbone (f)	Hierdie is slegs 'n voorbeeld van hoe 'n uitvoerpariteitsprys bereken kan word - dit kan varieer volgens behoefte		
	Sep 2017	Sep 2017	Sep 2017	Sep 2017			
FOB Gulf value (\$/t)	154.00	197.00	298.00	1360.00	VAB Golfwaarde (\$/t)		
Difference in quality and locality of SA <sup>1</sup> Maize: Plus US\$10 (\$/t) Groundnuts: Less 3,5% of fob value	\$10.00			96,5%	Kwaliteits- en liggingsverskil van SA <sup>1</sup> Mielies: Plus VSA\$10 (\$/t) Grondbone: Min 3,5% van vab waarde		
SA fob price (\$/t)	164.00	197.00	298.00	1312.40	SA vab prys (\$/t)		
Exchange rate (1\$=): (2017/08/29)	13.0524	13.0524	13.0524	13.0524	Wisselkoers (1\$=): (2017/08/29)		
FOB Gulf value (R/t)	2140.59	2571.32	3889.62	17129.97	VAB Golfwaarde (R/t)		
<b>Marketing costs:</b>					<b>Bemerkings koste:</b>		
Financing (Prime rate 10.25% - 30 days) (R/t)	18.47	22.19	33.57	147.83	Finansieringskoste (Primakoers 10.25% - 30 dae) (R/t)		
Railage: <sup>2</sup> Randfontein – Durban harbour	460.20	460.20	460.20	-	Spoorvrag: <sup>2</sup> Randfontein – Durbanhawe		
Loading costs: (R/t) <sup>3</sup> Durban Harbour (Mainly spout method)	170.98	182.97	182.97	508.83	Oplaai-koste: (R/t) <sup>3</sup> Durbanhawe (Hoofsaaklik tregter metode)		
<b>EXPORT REALISATION (R/t):</b>					<b>UITVOER REALISASIE (R/t):</b>		
<b>Randfontein</b>	<b>1490.94</b>	<b>1905.96</b>	<b>3212.88</b>	<b>16473.31</b>	<b>Randfontein</b>		
<i>Difference in quality and locality of SA (As requested by the industry)</i>				1	<i>Kwaliteits- en liggingsverskil van SA (Soos deur die bedryf versoek)</i>		
<i>As from 14 June 2012, the discount/rebate will no longer be used to calculate the export parity price on US HRW and a new calculation will be added for US DNS, also without the discount/rebate.</i>					<i>Vanaf 14 Junie 2012 sal die diskonto/premie nie meer gebruik word by die berekening van die uitvoerpariteitprys van US HRW nie en 'n nuwe berekening word nou vir US DNS gedoen, ook sonder diskonto/premie.</i>		
<i>Railage costs: Please note that on 1 April 2017 Spoornet's standard railage cost has increased to R460.20.</i>				2	<i>Spoorvrag koste: Neem asb. Kennis dat Spoornet se standaard spoorvrag op 1 April 2017 verhoog het na R460.20.</i>		
<i>Loading costs, received from Mainport Africa Shipping: Included: Cargo dues, handling, wharf supervision, agency/documentation, logistics &amp; surveys (inspection of cargo). Excluded: Ship agent fees, health &amp; PPECB inspections, storage facility &amp; transport costs to storage facility, VAT &amp; duties.</i>				3	<i>Oplaai-koste, ontvang van Mainport Africa Shipping: Ingesluit: Kaagelde, hantering, kaaitoesig, agente/dokumentasie, logistiek &amp; opnames (inspeksie van skeepsvrag) Uitgesluit: Skeepagentskaps-, inspeksie-, opbergings- en vervoerkoste na opbergingsfasiliteit, BTW &amp; invoerbelasting.</i>		



**14. WEATHER**

For local weather, please follow the link below:  
[www.weathersa.co.za](http://www.weathersa.co.za)

**14. WEER**

Vir plaaslike weer, volg asseblief die onderstaande skakel:  
[www.weathersa.co.za](http://www.weathersa.co.za)

**15. SUNDRIES (g)**

**15. DIVERSE (g)**

**RSA GRAIN & OILSEED POSITION / RSA GRAAN & OLIESAAD POSISIE**

		White Maize / Witmielies	Yellow Maize / Geelmielies	Total Maize / Totaal Mielies	Barley / Gars	Oats / hawer	Wheat / Koring
From:		2017/05	2017/05	2017/05	2016/10	2016/10	2016/10
Until:		2017/07	2017/07	2017/07	2017/07	2017/07	2017/07
Opening stock / beginvoorraad		597 837	496 801	1 094 638	169 892	15 346	827 232
Deliveries / Lewerings	(a)	7 544 956	5 322 260	12 867 216	352 445	54 959	1 867 811
Imports / Invoere		0	0	0	57 252	24 230	679 753
Utilisation / Aanwending	(b)	1 476 561	1 108 452	2 585 013	319 435	56 829	2 638 759
Exports / Uitvoere		347 701	522 264	869 965	28 939	34	97 597
Sundries / Diverse	(c)	1 273	-2 439	-1 166	-6 228	276	3 978
Unutilised stock/ Onaangewende voorraad		6 317 258	4 190 784	10 508 042	237 443	37 396	634 462

		Sorghum	Canola	Groundnuts / Grondbone	Soybeans / Sojabone	Sunflower / Sonneblom
From:		2017/03	2016/10	2017/03	2017/03	2017/03
Until:		2017/07	2017/07	2017/07	2017/07	2017/07
Opening stock / beginvoorraad		35 238	16 386	8 253	84 792	163 086
Deliveries / Lewerings	(a)	134 015	103 996	84 771	1 247 547	845 470
Imports / Invoere		55 801	0	11 584	13 028	356
Utilisation / Aanwending	(b)	65 706	98 780	24 876	418 428	302 337
Exports / Uitvoere		4 242	0	2 814	312	117
Sundries / Diverse	(c)	1 724	-1 030	16	-933	-7 793
Unutilised stock/ Onaangewende voorraad		153 382	22 632	76 902	927 560	714 251

Notes:

- (a) Deliveries directly from farms. / Lewerings direk vanaf plase.
- (b) Includes withdrawn by farmers, end-consumers and seed (d). / Ingesluit onttrekking deur produsente, eindverbruikers en saad vir plantdoeleindes (d).
- (c) Includes surplus and shortages. / Ingesluit surplusse en tekorte.
- (d) Seed: No seed information for maize and sorghum. / Saad: Geen saad inligting vir mielies en sorghum nie.

**Sources /Bronne:**

(a) = Safex; (b) = International Grains Council; (c) = CBOT; (d) = KCBT;  
 (e) = Oil World; (f) = Georgalos Peanut World; (g) = SAGIS.

\* Formula according to ITAC (International Trade Administration Commission of South Africa)/  
 Formule volgens ITAC (International Trade Administration Commission of South Africa)

SAGIS  
 Nico Hawkins  
 General Manager / Hoofbestuurder

**Indemnity/Vrywaring:** Although everything has been done to ensure the accuracy of the information, neither SAGIS nor any of its directors or employees takes any responsibility for actions or losses that might occur as a result of the usage of this information. / Alhoewel alles gedoen is om te verseker dat die inligting korrek is, aanvaar nie SAGIS of enige van sy direkteure of werknemers verantwoordelikheid vir enige aksies of verliese as gevolg van die inligting wat gebruik is nie.