

SAGIS WEEKLY BULLETIN / SAGIS WEEKLIKSE BULLETIN

1. Producer Deliveries (ton):			1. Produsentelewerings (ton):	
Commodity	Latest week/ Jongste week: 26 Aug - 1 Sep 2017	Total: current marketing year/ Totaal: huidige bemarkingsjaar	Total: same period previous marketing year/ Totaal: selfde periode vorige bemarkingsjaar	Kommoditeit
White maize	46 551	8 479 888	2 689 503	Witmielies
Yellow maize	20 302	5 760 377	3 312 205	Geelmielies
Total: maize	66 853	14 240 265	6 001 708	Totaal: mielies
Wheat	376	1 868 468	1 401 307	Koring

2. Imports (ton):			2. Invoere (ton):	
2.1 Imports for RSA			2.1 Invoere vir RSA	
Commodity	Latest week/ Jongste week: 26 Aug - 1 Sep 2017	Total: current marketing year/ Totaal: huidige bemarkingsjaar	Total: same period previous marketing year/ Totaal: selfde periode vorige bemarkingsjaar	Kommoditeit
White maize	0	0	191 636	Witmielies
Yellow maize	0	0	514 105	Geelmielies
Maize Total	0	0	705 741	Mielies Totaal
Wheat	25 552	799 420	1 834 712	Koring

Origin of imports / Oorsprong van invoere

White maize/Witmielies	Yellow maize/Geelmielies	Wheat/Koring
		Argentina
		Canada
		Czech Republic
		Germany
		Poland
		Romania
		Russia
		USA

2.2 Imports for other countries			2.2 Invoere vir ander lande	
Commodity	Latest week/ Jongste week: 26 Aug - 1 Sep 2017	Total: current marketing year/ Totaal: huidige bemarkingsjaar	Total: same period previous marketing year/ Totaal: selfde periode vorige bemarkingsjaar	Kommoditeit
White maize	0	0	102 300	Witmielies
Yellow maize	0	0	870	Geelmielies
Maize Total	0	0	103 170	Mielies Totaal
Wheat	9 050	205 126	229 431	Koring

Origin of imports / Oorsprong van invoere

White maize/Witmielies	Yellow maize/Geelmielies	Wheat/Koring
		Argentina
		Canada
		Czech Republic
		Germany
		Poland
		Romania
		Russia
		USA

3. Exports (ton):
3.1 RSA Exports

Commodity	Latest week/ Jongste week: 26 Aug - 1 Sep 2017	Total: current marketing year/ Totaal: huidige bemarkingsjaar	Total: same period previous marketing year/ Totaal: selfde periode vorige bemarkingsjaar	Kommoditeit
White maize	27 460	394 156	171 233	Witmielies
Yellow maize	54 771	790 692	88 162	Geelmielies
Maize Total	82 231	1 184 848	259 395	Mielies Totaal
Wheat	106	90 600	50 600	Koring

Destination of exports / Bestemming van uitvoere

White maize/Witmielies	Yellow maize/Geelmielies	Wheat/Koring
Botswana	Angola	Botswana
Kenya	Botswana	Lesotho
Lesotho	Japan	Mozambique
Mozambique	North Korea	Namibia
Namibia	South Korea	Swaziland
Swaziland	Lesotho	Zambia
Zimbabwe	Mozambique	Zimbabwe
	Namibia	
	Swaziland	
	Taiwan	
	Zimbabwe	

3.2 Imports for Exports

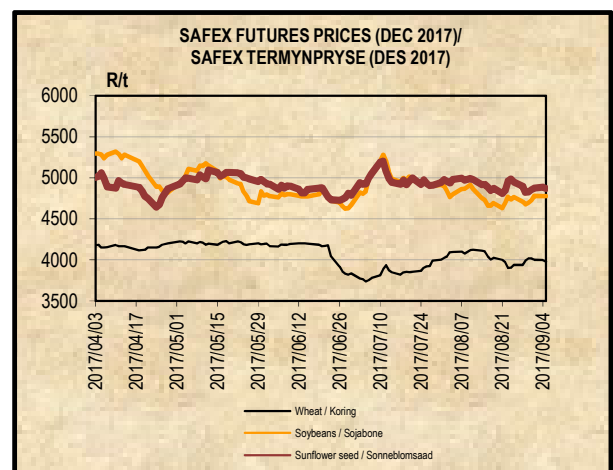
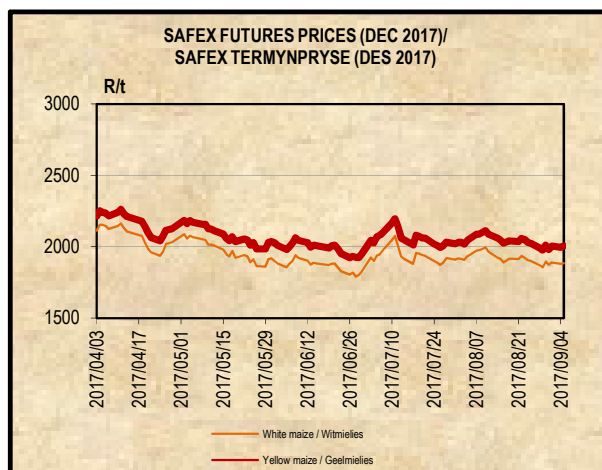
Commodity	Latest week/ Jongste week: 26 Aug - 1 Sep 2017	Total: current marketing year/ Totaal: huidige bemarkingsjaar	Total: same period previous marketing year/ Totaal: selfde periode vorige bemarkingsjaar	Kommoditeit
White maize	705	24 782	45 825	Witmielies
Yellow maize	0	0	4 264	Geelmielies
Maize Total	705	24 782	50 089	Mielies Totaal
Wheat	9 050	208 699	220 018	Koring

Destination of exports / Bestemming van uitvoere

White maize/Witmielies	Yellow maize/Geelmielies	Wheat/Koring
Botswana		Botswana
Zimbabwe		Lesotho
		Swaziland
		Zambia
		Zimbabwe

3.2 Invoere vir Uitvoere
4. DOMESTIC PRICES PER SAFEX (R/t)(a)
4. PLAASLIKE PRYSE VOLGENS SAFEX (R/t)(a)

Commodity	Future Prices / Termynpryse (2017/09/05) R/ton					Kommoditeit
	Sep-17	Dec-17	Mar-18	May-18	Jul-18	
White maize	1804.00	1885.00	1929.00	1975.00	2035.00	Witmielies
Yellow maize	1924.00	2004.00	2045.00	2058.00	2111.00	Geelmielies
Wheat	4139.00	3981.00	4062.00	4131.00	4100.00	Koring
Sunflower	4723.00	4872.00	4991.00	4995.00	5102.00	Sonneblom
Soybeans	4645.00	4775.00	4880.00	4926.00	4950.00	Sojabone
Sorghum	2500.00	2880.00	2900.00	2650.00	3396.00	Sorghum



5. IMPORT TARIFF ON MAIZE (b)*

5. INVOERTARIEF OP MIELIES (b)*

Derived US No2Y Yellow Maize fob (Gulf) (b)	2017-08-30	2017-08-31	2017-09-01	2017-09-04	2017-09-05	Afgeleide VSA No2Y Geelmielies vab (Golf) (b)
RSA Initial Reference Price	\$110.00					RSA Oorspronklike Verwysingsprys
Base price (\$/t)	117.65	117.65	117.65	117.65	117.65	Basisprys (\$/t)
Daily price (\$/t) (IGC)	154.60	159.60	157.60	157.60	158.60	Daaglikse prys (\$/t) (IGC)
Average of 21 days (\$/t)	159.93	159.89	159.79	159.55	159.27	Gemiddeld van 21 dae (\$/t)
Deviation from base price (\$/t)	-42.28	-42.24	-42.14	-41.90	-41.62	Afwyking van basisprys (\$/t)
Duty on maize (\$/t)	-49.93	-49.89	-49.79	-49.55	-49.27	Reg op mielies (\$/t)
R/\$ Exchange rate (average of 21 days)	13.2542	13.2422	13.2274	13.2084	13.1879	R/\$ Wisselkoers (gemiddeld van 21 dae)
Duty on maize before adjustment (R/t)	-661.78	-660.65	-658.59	-654.48	-649.77	Reg op mielies voor aanpassing (R/t)
Real effective exchange rate index	0.8808	0.8808	0.8808	0.8808	0.8808	Reële effektiewe wisselkoersindeks
Duty on maize (R/t)	-582.9	-581.9	-580.09	-576.47	-572.32	Reg op mielies (R/t)
Tariff Gazetted 2006/12/08	R0.00/t					Tarief gepubliseer 2006/12/08

6. IMPORT TARIFF ON WHEAT (b)*

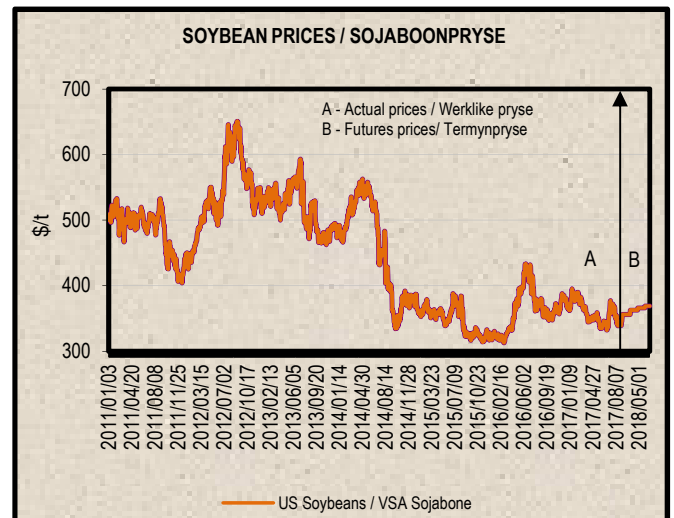
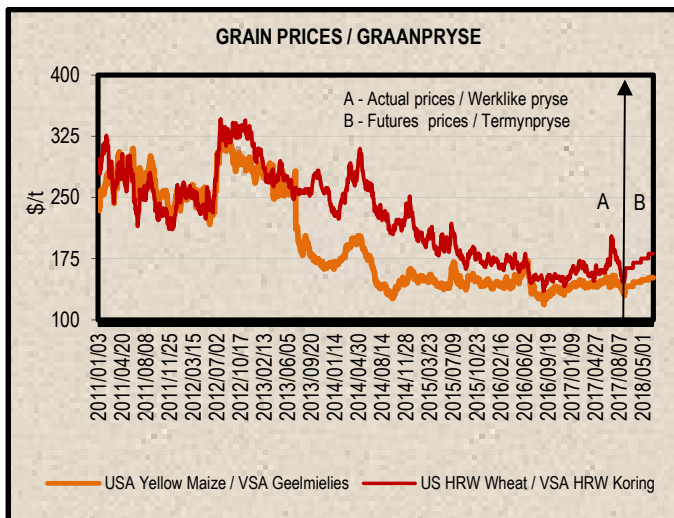
6. INVOERTARIEF OP KORING (b)*

US No2 HRW fob (Gulf)	2017/08/08	2017/08/15	2017/08/22	2017/08/29	2017/09/05	VSA No2 HRW vab (Golf)
RSA Initial Reference Price	279.00	279.00	279.00	279.00	279.00	RSA Oorspronklike Verwysingsprys
Base price (\$/t)	246.33	213.00	213.00	213.00	213.00	Basis prys (\$/t)
Weekly price (\$/t) (IGC)	209.00	202.00	194.00	197.00	207.00	Weeklikse prys (\$/t) (IGC)
3 Weeks moving average (\$/t)	213.00	207.00	201.67	197.67	199.33	3 Weke skuiwende gemiddeld (\$/t)
Number of weeks that the deviation is more than \$10	3		1	2	3	Aantal weke wat die afwyking meer as \$10 is
Deviation from base price (\$/t)	33.33	6.00	11.33	15.33	13.67	Afwyking van basisprys (\$/t)
Calculated duty on wheat (\$/t)	66.00	72.00	77.33	81.33	79.67	Berekende reg op koring (\$/t)
R/\$ exchange rate	13.2272	13.3194	13.1933	13.0524	12.9677	R/\$ wisselkoers
Calculated duty before adjustment (R/t)	873.00	959.00	1020.24	1061.55	1033.14	Berekende reg voor aanpassing (R/t)
Real effective exchange rate Index	0.8618	0.8618	0.8618	0.8808	0.8808	Reële effektiewe wisselkoersindeks
Calculated duty on wheat (R/t)	752.35	826.46	879.24	935.02	909.99	Berekende reg op koring (R/t)
Tariff Gazetted 2017/06/23 (R/t)	R 947.20					Tarief gepubliseer 2017/06/23 (R/t)

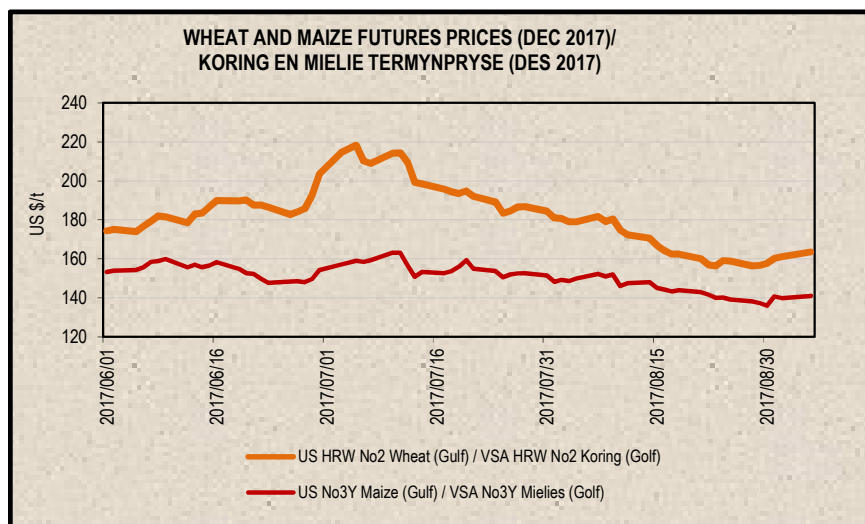
7. PRICES – INTERNATIONAL (US\$/t)

7. PRYSE - INTERNASIONAAL (VSA\$/t)

FOB (US\$/t)	Export Quotations/ Uitvoerkwotasie (b)(e)(f)				VAB (VSA\$/t)
	2017/09/05	2017/08/29	2017/08/22	2017/08/15	
US No 2 HRW Wheat (Gulf)	207.00	197.00	194.00	202.00	VSA No 2 HRW Koring (Golf)
US DNS Wheat 14% PNW	275.00	298.00	289.00	290.00	VSA DNS Koring 14% PNW
Argentine Wheat (Up River)	183.00	190.00	190.00	190.00	Argentynse Koring (Up River)
EC (France) Wheat (grade 1)	190.00	186.00	184.00	190.00	EU (Frankryk) Koring (graad 1)
EC (Germany) B Quality Wheat	203.00	200.00	198.00	202.00	EU (Duitsland) B Kwaliteit Koring
Black Sea Milling Wheat	184.00	183.00	187.00	193.00	Swart See Maalkoring
US No 3Y Maize (Gulf)	157.00	154.00	158.00	158.00	VSA No3Y Mielies (Golf)
Argentine Maize (Up River)	151.00	144.00	148.00	151.00	Argentynse Mielies (Up River)
US Sorghum (Gulf)	184.00	179.00	185.00	186.00	VSA Sorghum (Golf)
Argentine Sorghum (Up River)	130.00	128.00	129.00	129.00	Argentynse Sorghum (Up River)
US Soybeans (Gulf)	383.00	373.00	373.00	363.00	VSA Sojabone (Gulf)
Argentine Soybeans (Up River)	380.00	368.00	366.00	361.00	Argentynse Sojabone (Up River)
Canadian Canola	431.00	427.00	432.00	419.00	Kanadese Canola
Argentine Groundnuts Runners 40/50	1360.00	1360.00	1381.00	1381.00	Argentynse Grondbone 40/50 Runners
US Groundnuts Runners 40/50 shelled	1285.00	1310.00	1331.00	1331.00	VSA Grondbone 40/50 Runners uitgedop
Australian Malting Barley (South. Cross Malt)	218.00	212.00	211.00	214.00	Australiese Moutgars (South. Cross Malt)



Futures prices (US\$/t) / Termynpryse (VSA\$/t) (c)(d) (2017/09/05)							
Commodity	Sep-17	Dec-17	Mar-18	May-18	Jul-18	Sep-18	Kommoditeit
US No3 Yellow maize	135.51	141.10	14606.00	148.97	151.57	154.01	VSA No3 Geelmielies
US No2 HRW wheat	154.10	163.51	169.90	174.97	181.00	188.64	VSA No2 HRW koring
US Soybeans	352.89	n/a	362.81	366.04	368.61	365.75	VSA Sojabone



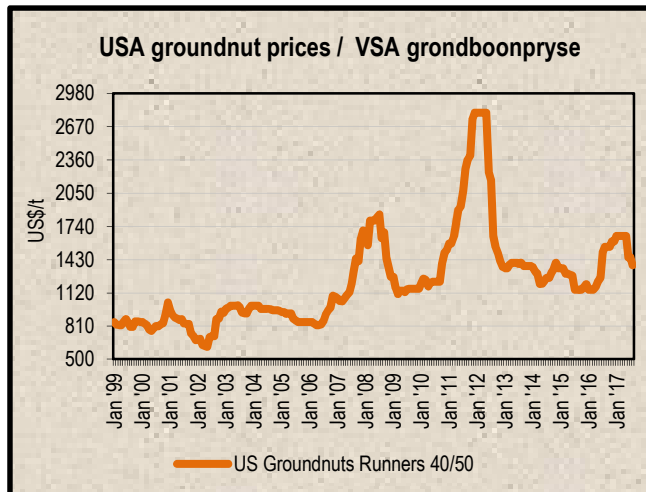
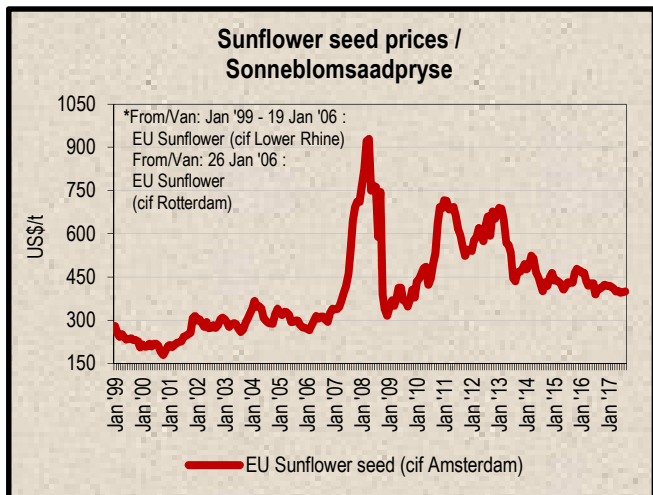
8. LOWEST REPRESENTATIVE ASKING PRICES
(US\$/t)(e)(f)(Prices of previous week)

8. LAAGSTE VERTEENWOORDIGENDE PRYSE GEVRA
(Pryse van vorige week)(VSA\$/t)(e)(f)

US\$/t	2017/08/31	2017/08/24	Change/ Verandering	VSA\$/t
Soybeans, Brazil, c.i.f. Rotterdam	399	402	-0.7%	Sojabone, Brasilië, k.a.v. Rotterdam
Soybeans, USA, c.i.f. Rotterdam	384	388	-1.0%	Sojabone, VSA, k.a.v. Rotterdam
Groundnuts, USA Runners 40/50*	1375	1400	-1.8%	Grondbone, VSA Runners 40/50*
Groundnuts, Argentine Runners 40/50*	1450	1450	0.0%	Grondbone, Argentynse Runners 40/50*
Groundnut-oil, c.i.f. Rotterdam	1470	1470	0.0%	Grondboon-olie, k.a.v. Rotterdam
Sunflower seed, EU c.i.f. Amsterdam	400	396	1.0%	Sonneblomsaad, EU k.a.v. Amsterdam
Sunflower-oil, EU (fob) N.W. Europe	807	818	-1.3%	Sonneblom-olie, EU (vab) N.W. Eur.
Rapeseed, Europe, 00, c.i.f. Hamburg	432	431	0.2%	Raapsaad, Europa, 00, k.a.v. Hamburg

* Shelled, c.i.f. Rotterdam

* Uitgedop k a v Rotterdam



9. IGC FREIGHT INDICES (b)

9. IGC VRAG INDEKSE (b)

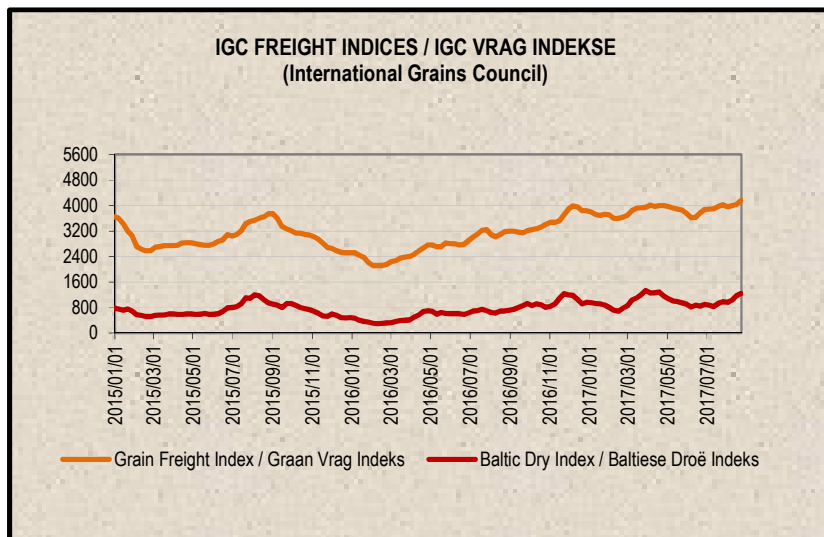
IGC FREIGHT INDICES / IGC VRAG INDEKSE							
	2017/07/25	2017/08/01	2017/08/08	2017/08/15	2017/08/22	2017/08/29	
Grain Freight Index*	4028	3959	3998	4037	4164	4213	Graan Vrag Indeks*
Baltic Dry Index	980	965	1038	1169	1249	1203	Baltiese Droë Indeks

* IGC Grain Freight Index represents 15 major grain routes, including five from the United States of America, and two each from other main exporting nations (including Argentina, Black Sea, Europe and Canada); with base an average of the four weeks ending 11 May 2005 = 6000.

The updated indices will be available on Thursdays on SAGIS' website.

* IGC Graan Vrag Indeks verteenwoordig 15 hoof graanroetes, insluitende vyf vanaf die Verenigde State van Amerika, en twee elk van ander hoof uitvoermasies (insluitende Argentinië, Swart See, Europa en Kanada); met basis 'n gemiddeld van die vier weke geëindig 11 Mei 2005 = 6000.

Die opgedateerde indekse sal Donderdae op SAGIS se webwerf beskikbaar



10. IMPORT PARITY PRICES – SUMMER GRAINS (b)

10. INVOERPARITEITPRYSE - SOMERGRANE (b)

INVOERPARITEITPRYSE VAN SOMERGRANE (BTW UITGESLT)			2017/09/07			IMPORT PARITY PRICES OF SUMMER GRAINS (VAT EXCL)		
ITEM	Nota/ Note	Mielies/Maize	Mielies/Maize	Sorghum	Sorghum	Sorghum	ITEM	
		VSA/ USA Golf/Gulf (no.3Y) \$/t	Argentynse/ Argentine Up River \$/t	VSA/ USA Golf/Gulf \$/t	Argentynse/ Argentine Up River \$/t	Australiese/ Australian Brisbane \$/t		
Internasionale VAB pryse	a	157.00	151.00	184.00	130.00	271.00	International FOB prices	
Vraggeld	b	36.00	27.00	36.00	27.00	16.00	Freight Rates	
Assuransie (0.3% van VAB)		0.47	0.45	0.55	0.39	0.81	Insurance (0.3% of FOB)	
1 KOSTE, ASSURANSIE EN VRAG (KAV) \$/T		193.47	178.45	220.55	157.39	287.81	1 COST, INSURANCE AND FREIGHT (CIF) \$/T	
R/\$ Wisselkoers op: 2017/09/05		12.9677	12.9677	12.9677	12.9677	12.9677	Converted to R/t	
2 KOSTE, ASSURANSIE EN VRAG (KAV) R/t		2508.86	2314.09	2860.03	2040.99	3732.23	2 COST, INSURANCE AND FREIGHT (CIF) R/t	
Finansieringskoste	c	21.14	19.50	24.09	17.19	31.44	Financing cost	
3 KOSTE, ASSURANSIE, VRAG EN FINANSIERING R/t		2530.00	2333.59	2884.12	2058.18	3763.67	3 COST, INSURANCE, FREIGHT AND FINANCING R/t	
Aflaaiikoste:	d, e						Discharging cost:	
- Kaapstad		191.47	191.47	n/a	n/a	n/a	- Cape Town	
- Durban		185.45	185.45	190.57	190.57	190.57	- Durban	
Invoertarif	f	0.00	0.00	71.58	50.57	105.43	Import T tariff	
4 VRY OP SPOOR (VOS) R/t		2721.47	2525.06	n/a	n/a	n/a	4 FREE ON RAIL (FOR) R/t	
- Kaapstad		2715.45	2519.04	2955.70	2108.75	3869.10	- Cape Town	
- Durban							- Durban	
Spoorvragkoste	g	460.20	460.20	460.20	460.20	460.20	Railage cost	
- Durban na Randfontein							- Durban to Randfontein	
5 GELEWER:							5 DELIVERED:	
- Durban na Randfontein R/ton		3175.65	2979.24	3415.90	2568.95	4329.30	- Durban to Randfontein R/ton	

Notas/Notes:

a Bron van pryse en vraggeld : IGC GMI
Source of prices and freight rates: IGC GMI

2017/09/05

Termyn / Term	US\$/ton (VAB/FOB)	Vraggeld/FreightRate:	US\$/ton
Mielies/Maize: VSA/USA (Golf/Gulf No.3Y)	Sep 2017 157.00	US Golf / Gulf	36.00
Mielies/Maize: Argentynië/Argentina (Up River)	Sep 2017 151.00	Argentynië / Argentina	27.00
Sorghum: VSA/USA (Golf / Gulf Milo)	Sep 2017 184.00	Australië/Australia	16.00
Sorghum: Argentynië/Argentina (Up River)	Sep 2017 130.00		
Sorghum: Australië/Australia (Brisbane)	Sep 2017 271.00		

b Vraggeld: bereken vir vragte van +/- 20 000 - 30 000t. / Freight rates: calculated for freights of +/- 20 000 - 30 000t.

c Finansieringskoste: 30 000t @ KAV @ primakoers vir 30 dae. Bron/Source: SARB 10.25% 2016/07/21
Financing cost: 30 000t @ CIF @ prime rate for 30 days.

d Aflaaiikoste / Discharging costs (R/ton):

	Mielies/Maize:	Sorghum
Kaapstad / Cape Town:	191.47	n/a
Durban:	185.45	190.57

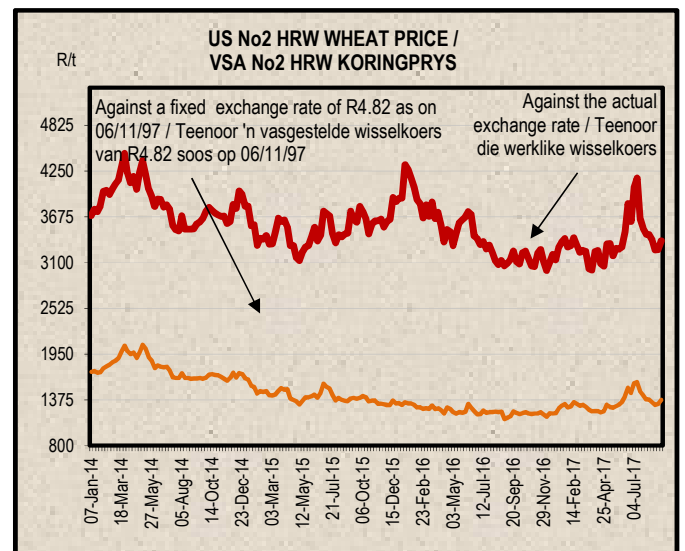
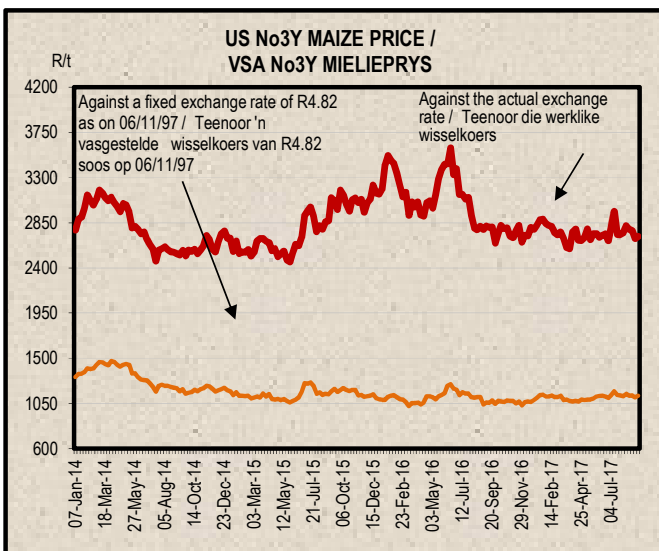
Bron / Source: Mainport Africa Shipping

e Ingesluit: Kaai gelde, hantering, kaaitoeg, agente/dokumentasie, logistiek & opnames (inspeksie van skeepsvrag) / Included: Wharfage, handling, wharf supervision, agent/documentation, logistic & survey (inspection of shipload).
Uitgesluit: Gesondheidsinspeksie-, skeepsagentskapfooi, strookbetsingsfooi vir GMO, obergingskoste asook BTW en invoerbelasting / Excluded: Health inspection fee, Ship agency fee, strip testing fees for GMO, storage costs as well as VAT and import duty.
N.B: Slegs 'n aanduiding, aangesien koste van opname beding kan word / N.B: Indication only, as cost of survey can be negotiated.

f Invoertarif / Import Tariff:

Mielies/Maize = Vry / Free
Sorghum = 3% op VAB / on FOB

g Neem asb. kennis dat Spoorwet se standaard spoorvrag op 1 April 2017 verhoog het na R460.20.
Please note that Spoornets standard railage cost has increased on 1 April 2017 to R460.20.



11. IMPORT PARITY PRICES – WINTER CEREALS (b)

11. INVOERPARITEITPARYSE - WINTERGRANE (b)

INVOERPARITEITPARYSE VAN WINTERGRANE (BTW UITGESLT)		2017/09/07						IMPORT PARITY PRICES OF WINTER CEREALS (VAT EXCL)	
ITEM	Nota/ Note	Koring/Wheat	Koring/Wheat	Koring/Wheat	Koring/Wheat	Gars/Barley	Gars/Barley	ITEM	
		VSA/ USA Golf/Gulf	VSA/ USA PNW	Argentynse/ Argentine Up River	EU Duitsland/ Germany B kwaliteit/ quality	Australiese/ Australian Fremantle	Frans/ French Rouen		
		HRW	DNS	Trigo Pan		Mout/Malting	Mout/Malting		
Internasionale VAB pryse	a	\$/t	\$/t	\$/t	\$/t	\$/t	\$/t	International FOB prices	
Vraggeld	b	207.00	275.00	183.00	203.00	218.00	240.00	Freight Rates	
Assuransie (0.3% van VAB)		36.00	36.00	27.00	22.00	17.00	23.00	Insurance (0.3% of FOB)	
1 KOSTE, ASSURANSIE EN VRAG (KAV) \$/T		0.62	0.83	0.55	0.61	0.65	0.72	1 COST, INSURANCE AND FREIGHT (CIF) \$/T	
<i>Omskakel na R/t</i>		243.62	311.83	210.55	225.61	235.65	263.72	<i>Converted to R/t</i>	
R/\$ Wisselkoers op: 2017/09/05		12.9677	12.9677	12.9677	12.9677	12.9677	12.9677	R/\$ Exchange rate on: 2017/09/05	
2 KOSTE, ASSURANSIE EN VRAG (KAV) R/t		R/t	R/t	R/t	R/t	R/t	R/t	2 COST, INSURANCE AND FREIGHT (CIF) R/t	
		3159.19	4043.72	2730.35	2925.64	3055.84	3419.84		
Finansieringskoste	c	26.62	34.07	23.00	24.65	25.74	28.81	Financing cost	
3 KOSTE, ASSURANSIE, VRAG EN FINANSIERING R/t		3185.81	4077.79	2753.35	2950.29	3081.58	3448.65	3 COST, INSURANCE, FREIGHT AND FINANCING R/t	
Aflaaikoste	d, e							Discharging cost	
3.1 Kaapstad (Hoofsaaklik kaaihyskraan metode)		191.47	191.47	191.47	191.47	199.17	199.17	3.1 Cape Town (Mainly shore cranes method)	
3.2 Durban (Hoofsaaklik suig-in-silo metode)		189.30	189.30	189.30	189.30	190.57	190.57	3.2 Durban (Mainly suction into silo method)	
Invoertarif op koring	f	947.20	947.20	947.20	947.20	0.00	0.00	Import Tariff on wheat	
4 VRY OP SPOOR (VOS) R/t								4 FREE ON RAIL (FOR) R/t	
4.1 Kaapstadhawe		4324.48	5216.46	3892.02	4088.96	3280.75	3647.82	4.1 Cape Town Harbour	
4.2 Durbanhawe		4322.31	5214.29	3889.85	4086.79	3272.15	3639.22	4.2 Durban Harbour	
Spoorvragkoste	g							Railage cost	
- Kaapstad na Paarl		119.27	119.27	119.27	119.27	n/a	n/a	- Cape Town to Paarl	
- Durban na Randfontein		460.20	460.20	460.20	460.20	460.20	460.20	- Durban to Randfontein	
5 GELEWER:								5 DELIVERED:	
- Kaapstad na Paarl R/ton		4443.75	5335.73	4011.29	4208.23	n/a	n/a	- Cape Town to Paarl R/ton	
- Durban na Randfontein R/ton		4782.51	5674.49	4350.05	4546.99	3732.35	4099.42	- Durban to Randfontein R/ton	

Notas/Notes: 2017/09/05

a Bron van pryse en vraggeld : IGC GMI
Source of prices and freight rates: IGC GMI

Termyn / Term	VAB/FOB US\$/tn	Vraggeld / Freight Rate: US\$/tn	Gars/Barley = US\$ + 1
Sep 2017	207.00	US (Golf / Gulf)	36.00
Sep 2017	275.00	Argenië / Argentine (Upriver)	27.00
Des/Dec 2017	183.00	EEC (Bordeaux Hamburg)	22.00
Sep 2017	203.00	Australië / Australia (Eastern)	16.00
Sep 2017	218.00		23.00
Sep 2017	240.00		17.00

b Vraggeld: bereken vir vrage van +/- 20 000 - 30 000t. / Freight rates: calculated for freights of +/- 20 000 - 30 000t.

c Finansieringskoste: 30 000t @ KAV @ primakoers vir 30 dae. Bron/Source: SARB 10.25% 2016/07/21
Financing cost: 30 000t @ CIF @ prime rate for 30 days.

d Aflaaikoste / Discharging cost (R/ton):

	Koring/Wheat	Gars/Barley:
Kaapstad /		
Cape Town:	191.47	199.17
Durban:	189.30	190.57

Bron / Source: Mainport Africa Shipping

e Ingesluit: Kaai gelde, hantering, kaai besig, agente/dokumentasie, logistiek & opnames (inspeksie van skeepsvrage).
Included: Wharfage, handling, wharf supervision, agent documentation, logistic & survey (inspection of shipload).
Uitgesluit: Gesondheidsinspeksie-, skeepsagentskapfoei, strookbetsingsfoei vir GMO, obergingskoste asook BTW en invoerbelasting.
Excluded: Health inspection fee, Ship agency fee, strip testing fees for GMO, storage costs as well as VAT and import duty.
N.B: Stegs 'n aanduiding, aangesien koste van opname beding kan word / N.B: Indication only, as cost of survey can be negotiated.

f Invoertarif / Import Tariff:
Koring/Wheat = R947.20 p/tn
Gars/Barley = Vry/Free

g Neem asb. Kennis dat Spoorsetse standaard spoorvrag op 1 April 2017 verhoog het soos volg:
Kaapstad na Paarl R119.27 en Durban na Randfontein R460.20.
Please note that on 1 April 2017 Spoorset's standard railage cost has increased as follows:
Cape Town to Paarl R119.27 and Durban to Randfontein R460.20.

12. IMPORT PARITY PRICES – OIL SEEDS (b)(e)(f)

12. INVOERPARITEITPRYSE - OLIESADE (b)(e)(f)

INVOERPARITEITPRYSE VAN OLIESADE (BTW UITGESLT)		2017-09-07							IMPORT PARITY PRICES OF OIL SEEDS (VAT EXCL)	
ITEM	Nota/ Note	Sojabone/ Soybeans	Sojabone/ Soybeans	Sojabone/ Soybeans	Sonneblom/ Sunflower	Canola	Grondbone/ Groundnuts	Grondbone/ Groundnuts	ITEM	
		VSA/ USA Golf/Gulf	Argentynse/ Argentine Up River	Brazilië/ Brazil Paranagua	EU Franse/ French Bordeaux	Kanadese/ Canadian Vancouver	Argentynse/ Argentine Raw Runners 40/50	VSA/ USA Raw Runners 40/50		
		\$/t	\$/t	\$/t	\$/t	\$/t	\$/t	\$/t		
Internasionale VAB pryse	a	383.00	380.00	383.00	404.00	431.00	1360.00 *	1285.00 *	International FOB prices	
Vraggeld	b	36.00	27.00	27.00	22.00	31.00	90.00	36.00	Freight Rates	
Assuransie (0.3% van VAB)		1.15	1.14	1.15	1.21	1.29	4.08	3.86	Insurance (0.3% of FOB)	
1 KOSTE, ASSURANSIE EN VRAG (KAV) \$/T Omskakel na R/t R/\$ Wisselkoers op: 2017/09/05		420.15	408.14	411.15	427.21	463.29	1454.08	1324.86	1 COST, INSURANCE AND FREIGHT (CIF) \$/T Converted to R/t R/\$ Exchange rate on: 2017/09/05	
2 KOSTE, ASSURANSIE EN VRAG (KAV) R/t		12.9677	12.9677	12.9677	12.9677	12.9677	12.9677	12.9677	2 COST, INSURANCE AND FREIGHT (CIF) R/t	
3 KOSTE, ASSURANSIE, VRAG EN FINANSIERING R/t	c	5448.38	5292.64	5331.67	5539.93	6007.81	18856.07	17180.39	3 COST, INSURANCE, FREIGHT AND FINANCING R/t	
Finansieringskoste		45.90	44.59	44.92	46.67	50.61	158.86	144.74	Financing cost	
4 VRY OP SPOOR (VOS) R/t Durban	d, e	5494.28	5337.23	5376.59	5586.60	6058.42	19014.93	17325.13	4 FREE ON RAIL (FOR) R/t Durban	
Aflaaikoste: Durban	f	190.57	190.57	190.57	190.57	190.57	612.66	612.66	Discharging cost Durban	
Invoertarif:		397.33	394.22	397.33	0.00	558.91	1763.61	1666.35	Import Tariff:	
5 GELEWER: - Durban na Randfontein R/ton	g	6082.18	5922.02	5964.49	5777.17	6807.90	21391.20	19604.14	5 DELIVERED: - Durban to Randfontein R/ton	
		460.20	460.20	460.20	460.20	460.20	-	-	Railage cost - Durban to Randfontein	
		6542.38	6382.22	6424.69	6237.37	7268.10	-	-		

Notas/Notes:

a Bron van pryse en vraggeld / Source of prices and freight rates : IGC (GMI), Geogalos Peanut World & Oilworld
2017/09/05

Termyn / Term	US\$/ton (VAB/FOB)	Vraggeld/Freight Rate:	US\$/ton	
Sjabone/Soybeans: VSA/USA (Golf/Gulf)	Sep 2017	383.00	US Golf / Gulf	36.00
Sjabone/Soybeans: Argentinië/Argentina (Up River)	Sep 2017	380.00	Argentinië / Argentina	27.00
Sjabone/Soybeans: Brazilië/Brazil (Paranagua)	Sep 2017	383.00	EEC (Bordeaux/Hamburg)	22.00
Sonneblom/Sunflower: EU Frankryk/France (Bordeaux)	Okt/Oct 2017	404.00	Kanada/Canada (North Pacific)	31.00
Canola: Kanada/Canada (Vancouver)	Sep 2017	431.00	Grondbone/Groundnuts (ARG)	90.00
Grondbone/Groundnuts: Argentinië/Argentina (Raw Runner 40/50)	Okt/Oct 2017	1360.00		
Grondbone/Groundnuts: VSA/USA (Runners 40/50)	Nov 2017	1285.00		

b Vraggeld: bereken vir vragte van +/- 20 000 - 30 000t / Freight rates: calculated for freights of +/- 20 000 - 30 000t

c Finansieringskoste: 30 000t @ KAV @ primakoers vir 30 dae. Bron/Source: SARB 10.25% 2016/07/21
Financing cost 30 000t @ CIF @ prime rate for 30 days.

d Aflaaikoste / Discharging costs (R/ton):

	Sojabone/ Soybeans	Sonneblom/ Sunflower	Canola	Grondbone/ Groundnuts
Durban:	190.57	190.57	190.57	612.66

e Aflaaikoste / Discharging fees:

Ingesluit: Kaaigelde, hantering, kaaibesig, agente/dokumentasie, logistiek & opnames (inspeksie van skeepsvrag) /
Included: Wharfage, handling, wharf supervision, agent/documentation, logistic & survey (inspection of shipload).
Uitgesluit: Gesondheidsinspeksie-, skeepagentskapfooi, strooktoetsingsfooi vir GMO, opbergingskoste asook BTW en invoerbelasting /
Excluded: Health inspection fee, Ship agency fee, strip testing fees for GMO, storage costs as well as VAT and import duty.
N.B: Slegs 'n aanduiding, aangesien koste van opname beding kan word / N.B: Indication only, as cost of survey can be negotiated.

f Invoertarif / Import Tariff:

Sojabone/Soybeans = 8% op VAB / on FOB
Sonneblom/Sunflower = Vry / Free
Canola = 10% op VAB / on FOB
Grondbone/Groundnuts = 10% op VAB / on FOB

g Neem asb. Kennis dat Spoorwet se standaard spoorvrag op 1 April 2017 verhoog het na R460.20.

Please note that on 1 April 2017 Spoorwet's standard railage cost has increased to R460.20.

* Kwotasies is k.a.v. pryse. VAB pryse dus berekende pryse (kav minus vraggeld) / Quotes are c.i.f. prices. FOB prices are therefore calculated prices (cif minus freight rates).

13. EXPORT PARITY PRICES (b)

13. UITVOERPARITEITPRYSE (b)

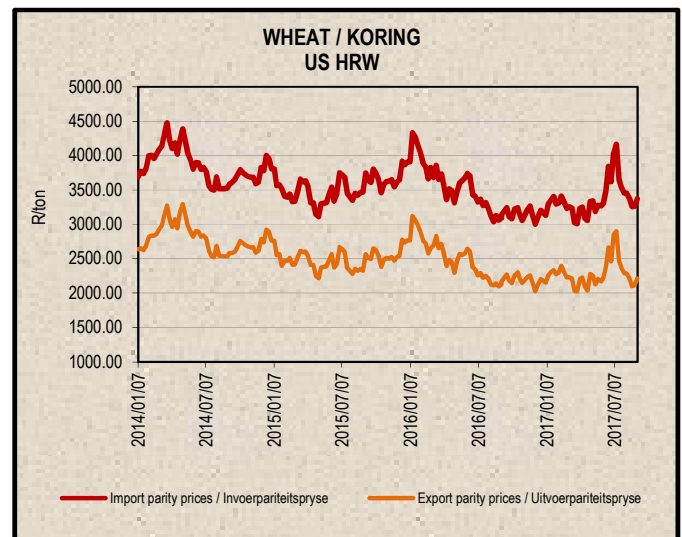
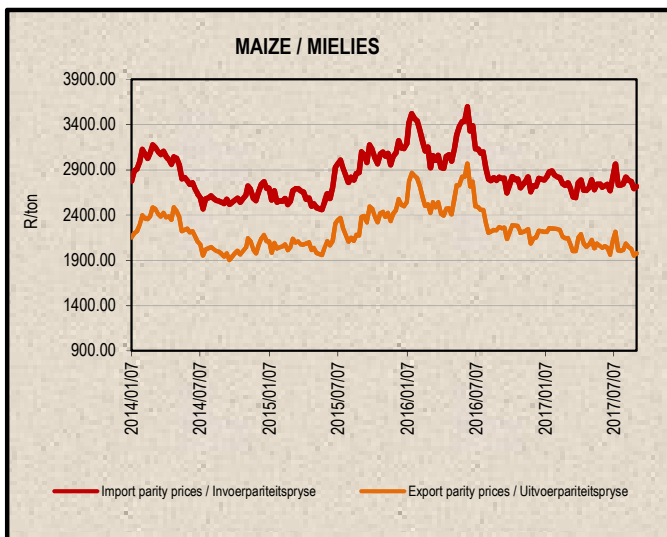
INDICATIVE EXPORT PARITY PRICES				2017/09/07		AANDUIDENDE UITVOERPARITEITSPRYSE	
This is only an example of how an export parity price can be calculated - it can vary according to need	US No3Y Maize/ Mielies Gulf/Golf (b)	US HRW Wheat/Koring Gulf/Golf (b)	US DNS 14% Wheat/Koring PNW (b)	Argentine Raw Runner 40/50 Groundnuts/ Grondbone (f)	Hierdie is slegs 'n voorbeeld van hoe 'n uitvoerpariteitsprys bereken kan word - dit kan varieer volgens behoefte		
	Sep 2017	Sep 2017	Sep 2017	Oct/Okt 2017			
FOB Gulf value (\$/t)	157.00	207.00	275.00	1360.00	VAB Golfwaarde (\$/t)		
Difference in quality and locality of SA ¹ Maize: Plus US\$10 (\$/t)	\$10.00				Kwaliteits- en liggingsverskil van SA ¹ Mielies: Plus VS\$10 (\$/t)		
Groundnuts: Less 3,5% of fob value				96,5%	Grondbone: Min 3,5% van vab waarde		
SA fob price (\$/t)	167.00	207.00	275.00	1312.40	SA vab prys (\$/t)		
Exchange rate (1\$=): (2017/09/05)	12.9677	12.9677	12.9677	12.9677	Wisselkoers (1\$=): (2017/09/05)		
FOB Gulf value (R/t)	2165.61	2684.31	3566.12	17018.81	VAB Golfwaarde (R/t)		
Marketing costs:					Bemerkings koste:		
Financing (Prime rate 10.25% - 30 days) (R/t)	18.69	23.17	30.78	146.87	Finansieringskoste (Primakoers 10.25% - 30 dae) (R/t)		
Railage: ²					Spoorvrag: ²		
Randfontein – Durban harbour	460.20	460.20	460.20	-	Randfontein – Durbanhawe		
Loading costs: (R/t) ³					Oplaai-koste: (R/t) ³		
Durban Harbour (Mainly spout method)	170.98	182.97	182.97	508.83	Durbanhawe (Hoofsaaklik tregter metode)		
EXPORT REALISATION (R/t):					UITVOER REALISASIE (R/t):		
Randfontein	1515.74	2017.97	2892.17	16363.11	Randfontein		

Difference in quality and locality of SA (As requested by the industry) 1 *Kwaliteits- en liggingsverskil van SA (Soos deur die bedryf versoek)*

As from 14 June 2012, the discount/rebate will no longer be used to calculate the export parity price on US HRW and a new calculation will be added for US DNS, also without the discount/rebate. Vanaf 14 Junie 2012 sal die diskonto/premie nie meer gebruik word by die berekening van die uitvoerpariteitsprys van US HRW nie en 'n nuwe berekening word nou vir US DNS gedoen, ook sonder diskonto/premie.

Railage costs: Please note that on 1 April 2017 Spoornet's standard railage cost has increased to R460.20. 2 *Spoorvrag koste: Neem asb. Kennis dat Spoornet se standaard spoorvrag op 1 April 2017 verhoog het na R460.20.*

Loading costs, received from Mainport Africa Shipping: Included: Cargo dues, handling, wharf supervision, agency/documentation, logistics & surveys (inspection of cargo). Excluded: Ship agent fees, health & PPECB inspections, storage facility & transport costs to storage facility, VAT & duties. 3 *Oplaai-koste, ontvang van Mainport Africa Shipping: Ingesluit: Kaaigelde, hantering, kaaitoesig, agente/dokumentasie, logistiek & opnames (inspeksie van skeepsvrag) Uitgesluit: Skeepsagentskaps-, inspeksie-, opbergings- en vervoerkoste na opbergingsfasiliteit, BTW & invoerbelasting.*



14. WEATHER

For local weather, please follow the link below:
www.weathersa.co.za

14. WEER

Vir plaaslike weer, volg asseblief die onderstaande skakel:
www.weathersa.co.za

Sources /Bronne:

(a) = Safex; (b) = International Grains Council; (c) = CBOT; (d) = KCBT;
(e) = Oil World; (f) = Georgalos Peanut World.

* Formula according to ITAC (International Trade Administration Commission of South Africa)/
Formule volgens ITAC (International Trade Administration Commission of South Africa)

SAGIS
Nico Hawkins
General Manager / Hoofbestuurder

Indemnity/Vrywaring: Although everything has been done to ensure the accuracy of the information, neither SAGIS nor any of its directors or employees takes any responsibility for actions or losses that might occur as a result of the usage of this information. / Alhoewel alles gedoen is om te verseker dat die inligting korrek is, aanvaar nie SAGIS of enige van sy direkteure of werknemers verantwoordelikheid vir enige aksies of verliese as gevolg van die inligting wat gebruik is nie.