

SAGIS WEEKLY BULLETIN / SAGIS WEEKLIKSE BULLETIN

1. Producer Deliveries (ton):			1. Produsentelewerings (ton):	
Commodity	Latest week/ Jongste week: 30 Sep - 6 Okt 2017	Total: current marketing year/ Totaal: huidige bemarkingsjaar	Total: same period previous marketing year/ Totaal: selfde periode vorige bemarkingsjaar	Kommoditeit
White maize	20 522	8 808 248	2 828 024	Witmielies
Yellow maize	12 464	5 919 537	3 397 638	Geelmielies
Total: maize	32 986	14 727 785	6 225 662	Totaal: mielies
Wheat	660	660	226	Koring

2. Imports (ton):			2. Invoere (ton):	
2.1 Imports for RSA			2.1 Invoere vir RSA	
Commodity	Latest week/ Jongste week: 30 Sep - 6 Okt 2017	Total: current marketing year/ Totaal: huidige bemarkingsjaar	Total: same period previous marketing year/ Totaal: selfde periode vorige bemarkingsjaar	Kommoditeit
White maize	0	0	287 226	Witmielies
Yellow maize	0	0	750 220	Geelmielies
Maize Total	0	0	1 037 446	Mielies Totaal
Wheat	37 337	37 337	1 900	Koring
Origin of imports / Oorsprong van invoere				
White maize/Witmielies		Yellow maize/Geelmielies		Wheat/Koring
				Ukraine
2.2 Imports for other countries			2.2 Invoere vir ander lande	
White maize	0	0	152 565	Witmielies
Yellow maize	0	0	1 124	Geelmielies
Maize Total	0	0	153 689	Mielies Totaal
Wheat	0	0	0	Koring
Origin of imports / Oorsprong van invoere				
White maize/Witmielies		Yellow maize/Geelmielies		Wheat/Koring

3. Exports (ton):

3.1 RSA Exports

Commodity	Latest week/ Jongste week: 30 Sep - 6 Okt 2017	Total: current marketing year/ Totaal: huidige bemarkingsjaar	Total: same period previous marketing year/ Totaal: selfde periode vorige bemarkingsjaar	Kommoditeit
White maize	7 942	473 468	220 816	Witmielies
Yellow maize	54 041	902 266	115 109	Geelmielies
Maize Total	61 983	1 375 734	335 925	Mielies Totaal
Wheat	67	67	622	Koring

Destination of exports / Bestemming van uitvoere

White maize/Witmielies	Yellow maize/Geelmielies	Wheat/Koring
Botswana	Angola	Botswana
Kenya	Botswana	
Lesotho	Japan	
Mozambique	North Korea	
Namibia	South Korea	
Swaziland	Lesotho	
Uganda	Mozambique	
Zimbabwe	Namibia	
	Swaziland	
	Taiwan	
	Zimbabwe	

3.2 Imports for Exports

Commodity	Latest week/ Jongste week: 30 Sep - 6 Okt 2017	Total: current marketing year/ Totaal: huidige bemarkingsjaar	Total: same period previous marketing year/ Totaal: selfde periode vorige bemarkingsjaar	Kommoditeit
White maize	0	24 666	70 096	Witmielies
Yellow maize	0	0	4 603	Geelmielies
Maize Total	0	24 666	74 699	Mielies Totaal
Wheat	0	0	1 237	Koring

Destination of exports / Bestemming van uitvoere

White maize/Witmielies	Yellow maize/Geelmielies	Wheat/Koring
Botswana		
Zimbabwe		

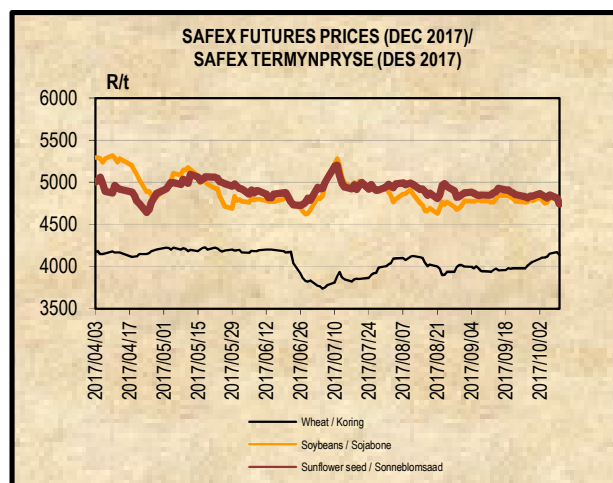
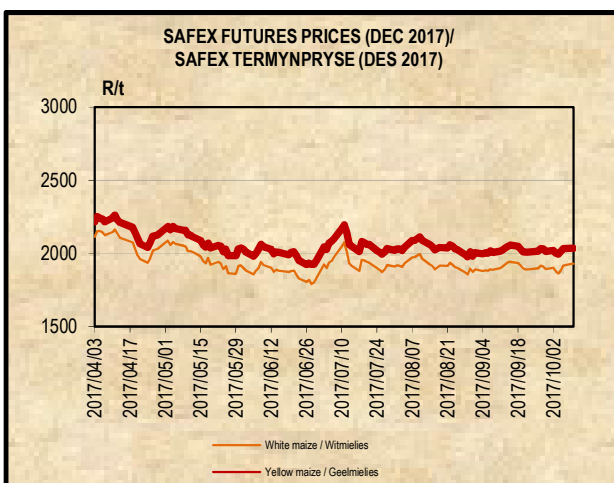
3. Uitvoere (ton):

3.1 RSA Uitvoere

4. DOMESTIC PRICES PER SAFEX (R/t)(a)

Commodity	Future Prices / Termynpryse (2017/10/10) R/ton					Kommoditeit
	Oct-17	Dec-17	Mar-18	May-18	Jul-18	
White maize	1878.00	1931.00	1975.00	2023.00	2076.00	Witmielies
Yellow maize	1977.00	2034.00	2083.00	2110.00	2154.00	Geelmielies
Wheat	4130.00	4139.00	4215.00	4217.00	4217.00	Koring
Sunflower	4675.00	4744.00	4831.00	4862.00	4990.00	Sonneblom
Soybeans	4705.00	4805.00	4888.00	4946.00	5037.00	Sojabone
Sorghum	N/A	2570.00	2850.00	2650.00	3396.00	Sorghum

4. PLAASLIKE PRYSE VOLGENS SAFEX (R/t)(a)



5. IMPORT TARIFF ON MAIZE (b)*
5. INVOERTARIEF OP MIELIES (b)*

Derived US No2Y Yellow Maize fob (Gulf) (b)	2017-10-04	2017-10-05	2017-10-06	2017-10-09	2017-10-10	Afgeleide VSA No2Y Geelmielies vab (Golf) (b)
RSA Initial Reference Price	\$110.00					RSA Oorspronklike Verwysingsprys
Base price (\$/t)	117.65	117.65	117.65	117.65	117.65	Basisprys (\$/t)
Daily price (\$/t) (IGC)	160.60	160.60	160.60	159.60	159.60	Daaglikse prys (\$/t) (IGC)
Average of 21 days (\$/t)	158.98	159.03	159.22	159.31	159.31	Gemiddeld van 21 dae (\$/t)
Deviation from base price (\$/t)	-41.33	-41.38	-41.57	-41.66	-41.66	Afwyking van basisprys (\$/t)
Duty on maize (\$/t)	-48.98	-49.03	-49.22	-49.31	-49.31	Reg op mielies (\$/t)
R/\$ Exchange rate (average of 21 days)	13.2437	13.2757	13.3176	13.3636	13.4047	R/\$ Wisselkoers (gemiddeld van 21 dae)
Duty on maize before adjustment (R/t)	-648.68	-650.91	-655.49	-658.96	-660.98	Reg op mielies voor aanpassing (R/t)
Real effective exchange rate index	0.8604	0.8604	0.8604	0.8604	0.8604	Reële effektiewe wisselkoersindeks
Duty on maize (R/t)	-558.12	-560.04	-563.98	-566.97	-568.71	Reg op mielies (R/t)
Tariff Gazetted 2006/12/08	R0.00/t					Tarief gepubliseer 2006/12/08

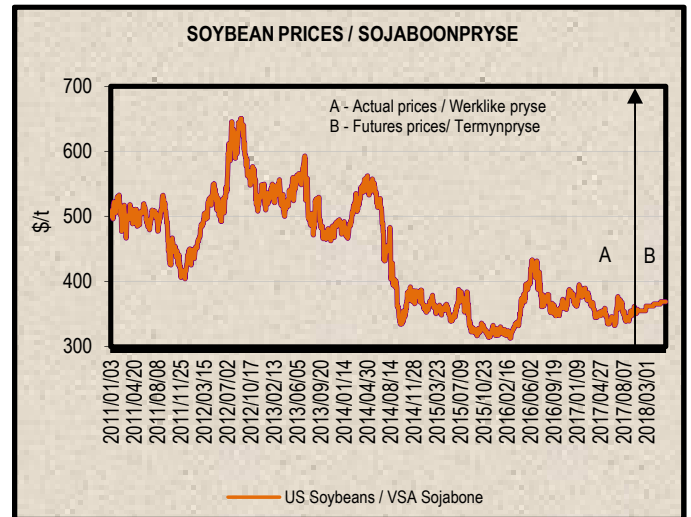
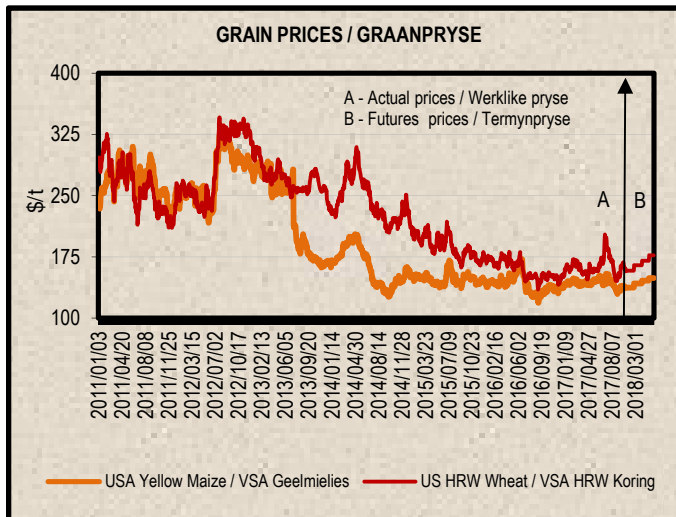
6. IMPORT TARIFF ON WHEAT (b)*
6. INVOERTARIEF OP KORING (b)*

US No2 HRW fob (Gulf)	2017/09/12	2017/09/19	2017/09/26	2017/10/03	2017/10/10	VSA No2 HRW vab (Golf)
RSA Initial Reference Price	279.00	279.00	279.00	279.00	279.00	RSA Oorspronklike Verwysingsprys
Base price (\$/t)	199.33	199.33	199.33	199.33	218.00	Basis prys (\$/t)
Weekly price (\$/t) (IGC)	217.00	218.00	219.00	217.00	212.00	Weeklikse prys (\$/t) (IGC)
3 Weeks moving average (\$/t)	207.00	214.00	218.00	218.00	216.00	3 Weke skuiwende gemiddeld (\$/t)
Number of weeks that the deviation is more than \$10		1	2	3		Aantal weke wat die afwyking meer as \$10 is
Deviation from base price (\$/t)	-7.67	-14.67	-18.67	-18.67	2.00	Afwyking van basisprys (\$/t)
Calculated duty on wheat (\$/t)	72.00	65.00	61.00	61.00	63.00	Berekende reg op koring (\$/t)
R/\$ exchange rate	12.9233	13.3274	13.2977	13.6485	13.7365	R/\$ wisselkoers
Calculated duty before adjustment (R/t)	930.48	866.28	811.16	832.56	865.40	Berekende reg voor aanpassing (R/t)
Real effective exchange rate Index	0.8808	0.8808	0.8808	0.8604	0.8604	Reële effektiewe wisselkoersindeks
Calculated duty on wheat (R/t)	819.57	763.02	714.47	716.33	744.59	Berekende reg op koring (R/t)
Tariff Gazetted 2017/09/29 (R/t)	R 752.40					Tarief gepubliseer 2017/09/29 (R/t)

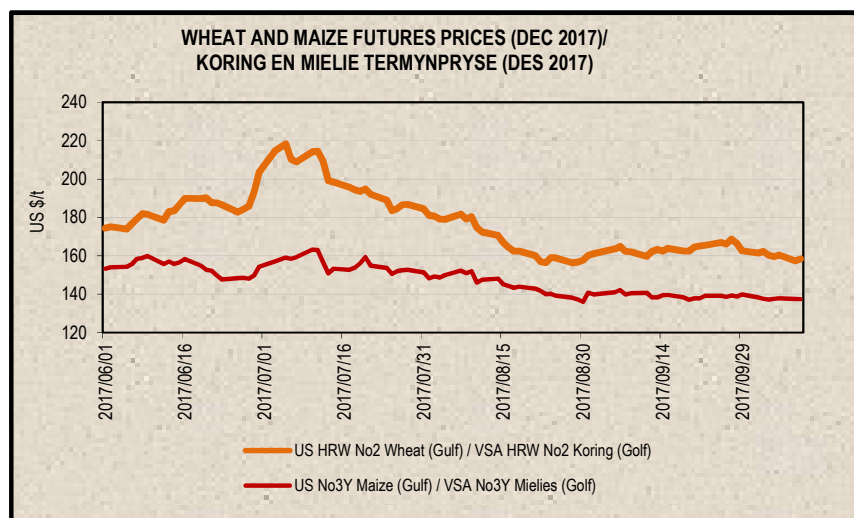
7. PRICES – INTERNATIONAL (US\$/t)

7. PRYSE - INTERNASIONAAL (VSA\$/t)

FOB (US\$/t)	Export Quotations/ Uitvoerkwotasie (b)(e)(f)				VAB (VSA\$/t)
	2017/10/10	2017/10/03	2017/09/26	2017/09/19	
US No 2 HRW Wheat (Gulf)	212.00	217.00	219.00	218.00	VSA No 2 HRW Koring (Golf)
US DNS Wheat 14% PNW	278.00	276.00	291.00	280.00	VSA DNS Koring 14% PNW
Argentine Wheat (Up River)	184.00	182.00	180.00	181.00	Argentynse Koring (Up River)
EC (France) Wheat (grade 1)	192.00	194.00	192.00	190.00	EU (Frankryk) Koring (graad 1)
EC (Germany) B Quality Wheat	202.00	203.00	204.00	201.00	EU (Duitsland) B Kwaliteit Koring
Black Sea Milling Wheat	195.00	195.00	191.00	188.00	Swart See Maalkoring
US No 3Y Maize (Gulf)	158.00	159.00	157.00	155.00	VSA No3Y Mielies (Golf)
Argentine Maize (Up River)	149.00	149.00	149.00	147.00	Argentynse Mielies (Up River)
US Sorghum (Gulf)	188.00	191.00	188.00	186.00	VSA Sorghum (Golf)
Argentine Sorghum (Up River)	129.00	129.00	130.00	129.00	Argentynse Sorghum (Up River)
US Soybeans (Gulf)	374.00	373.00	374.00	379.00	VSA Sojabone (Gulf)
Argentine Soybeans (Up River)	375.00	376.00	379.00	378.00	Argentynse Sojabone (Up River)
Canadian Canola	424.00	422.00	425.00	429.00	Kanadese Canola
Argentine Groundnuts Runners 40/50	1285.00	1285.00	1335.00	1335.00	Argentynse Grondbone 40/50 Runners
US Groundnuts Runners 40/50 shelled	1210.00	1235.00	1235.00	1285.00	VSA Grondbone 40/50 Runners uitgedop
Australian Malting Barley (South. Cross Malt)	215.00	218.00	235.00	229.00	Australiese Moutgars (South. Cross Malt)



Futures prices (US\$/t) / Termynpryse (VSA\$/t) (c)(d) (2017/10/10)							
Commodity	Dec-17	Mar-18	May-18	Jul-18	Sep-18	Dec-18	Kommoditeit
US No3 Yellow maize	137.47	142.75	146.21	149.28	151.96	155.58	VSA No3 Geelmielies
US No2 HRW wheat	158.44	165.05	170.27	176.96	183.94	194.08	VSA No2 HRW koring
US Soybeans	n/a	362.15	365.60	368.69	365.23	n/a	VSA Sojabone

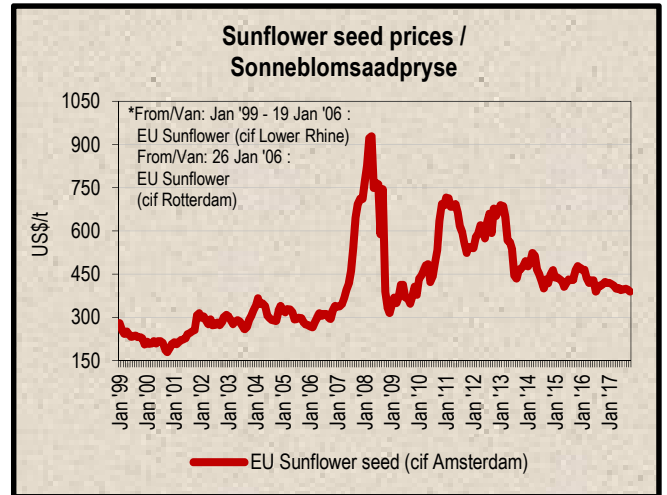
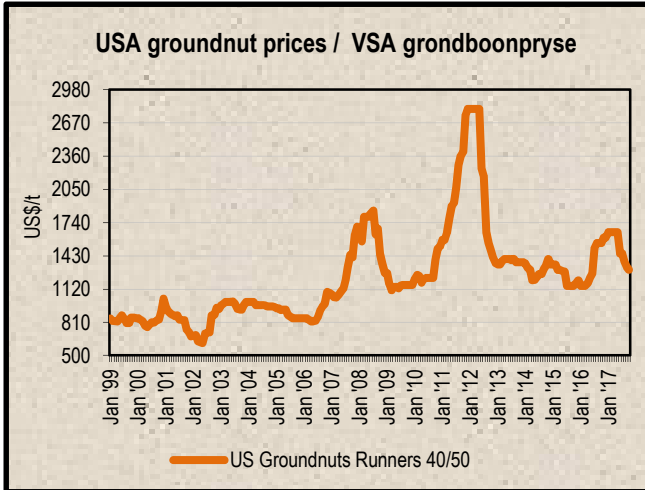


8. LOWEST REPRESENTATIVE ASKING PRICES
(US\$/t)(e)(f)(Prices of previous week)

8. LAAGSTE VERTEENWOORDIGENDE PRYSE GEVRA
(Pryse van vorige week)(VSA\$/t)(e)(f)

US\$/t	2017/10/05	2017/09/28	Change/ Verandering	VSA\$/t
Soybeans, Brazil, c.i.f. Rotterdam	413	409	1.0%	Sojabone, Brasilië, k.a.v. Rotterdam
Soybeans, USA, c.i.f. Rotterdam	393	391	0.5%	Sojabone, VSA, k.a.v. Rotterdam
Groundnuts, USA Runners 40/50*	1300	1325	-1.9%	Grondbone, VSA Runners 40/50*
Groundnuts, Argentine Runners 40/50*	1375	1375	0.0%	Grondbone, Argentynse Runners 40/50*
Groundnut-oil, c.i.f. Rotterdam	1430	1430	0.0%	Grondboon-olie, k.a.v. Rotterdam
Sunflower seed, EU c.i.f. Amsterdam	390	396	-1.5%	Sonneblomsaad, EU k.a.v. Amsterdam
Sunflower-oil, EU (fob) N.W. Europe	788	797	-1.1%	Sonneblom-olie, EU (vab) N.W. Eur.
Rapeseed, Europe, 00, c.i.f. Hamburg	427	430	-0.7%	Raapsaad, Europa, 00, k.a.v. Hamburg

* Shelled, c.i.f. Rotterdam * Uitgedop k a v Rotterdam



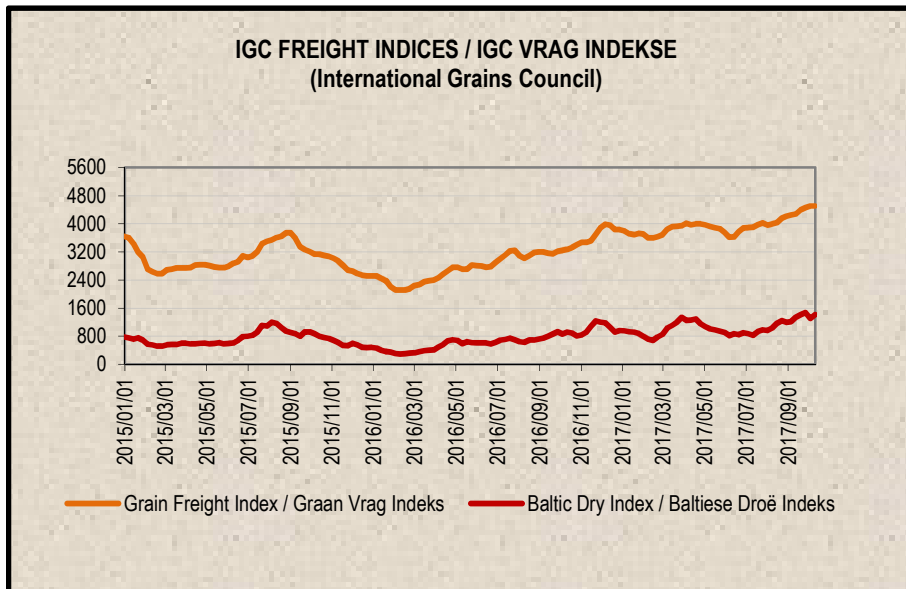
9. IGC FREIGHT INDICES (b)

9. IGC VRAG INDEKSE (b)

IGC FREIGHT INDICES / IGC VRAG INDEKSE							
	2017/09/05	2017/09/12	2017/09/19	2017/09/26	2017/10/03	2017/10/10	
Grain Freight Index*	4252	4281	4398	4457	4505	4505	Graan Vrag Indeks*
Baltic Dry Index	1215	1344	1415	1476	1308	1418	Baltiese Droë Indeks

* IGC Grain Freight Index represents 15 major grain routes, including five from the United States of America, and two each from other main exporting nations (including Argentina, Black Sea, Europe and Canada); with base an average of the four weeks ending 11 May 2005 = 6000. The updated indices will be available on Thursdays on SAGIS' website.

* IGC Graan Vrag Indeks verteenwoordig 15 hoof graanroetes, insluitende vyf vanaf die Verenigde State van Amerika, en twee elk van ander hoof uitvoermasies (insluitende Argentinië, Swart See, Europa en Kanada); met basis 'n gemiddeld van die vier weke geëindig 11 Mei 2005 = 6000. Die opgedateerde indekse sal Donderdae op SAGIS se webwerf beskikbaar



10. IMPORT PARITY PRICES – SUMMER GRAINS (b)

10. INVOERPARITEITPRYSE - SOMERGRANE (b)

INVOERPARITEITPRYSE VAN SOMERGRANE (BTW UITGESLT)				2017/10/12			IMPORT PARITY PRICES OF SUMMER GRAINS (VAT EXCL)	
ITEM	Nota/ Note	Mielies/Maize	Mielies/Maize	Sorghum	Sorghum	Sorghum	ITEM	
		VSA/ USA Golf/Gulf (no.3Y) \$/t	Argentynse/ Argentine Up River \$/t	VSA/ USA Golf/Gulf \$/t	Argentynse/ Argentine Up River \$/t	Australiese/ Australian Brisbane \$/t		
Internasionale VAB pryse	a	158.00	149.00	188.00	129.00	266.00	International FOB prices	
Vruggeld	b	39.00	29.00	39.00	29.00	18.00	Freight Rates	
Assuransie (0.3% van VAB)		0.47	0.45	0.56	0.39	0.80	Insurance (0.3% of FOB)	
1 KOSTE, ASSURANSIE EN VRAG (KAV) \$/T		197.47	178.45	227.56	158.39	284.80	1 COST, INSURANCE AND FREIGHT (CIF) \$/T	
R/\$ Wisselkoers op: 2017/10/10		13.7365	13.7365	13.7365	13.7365	13.7365	Converted to R/t	
2 KOSTE, ASSURANSIE EN VRAG (KAV) R/t		2712.55	2451.28	3125.88	2175.72	3912.16	2 COST, INSURANCE AND FREIGHT (CIF) R/t	
Finansieringskoste	c	22.85	20.65	26.33	18.33	32.96	Financing cost	
3 KOSTE, ASSURANSIE, VRAG EN FINANSIERING R/t		2735.40	2471.93	3152.21	2194.05	3945.12	3 COST, INSURANCE, FREIGHT AND FINANCING R/t	
AfLaaikoste:	d, e	191.47	191.47	n/a	n/a	n/a	Discharging cost:	
- Kaapstad		185.45	185.45	190.57	190.57	190.57	- Cape Town	
- Durban		0.00	0.00	77.47	53.16	109.62	- Durban	
4 VRY OP SPOOR (VOS) R/t	f	2926.87	2663.40	n/a	n/a	n/a	4 FREE ON RAIL (FOR) R/t	
- Kaapstad		2920.85	2657.38	3229.68	2247.21	4054.74	- Cape Town	
- Durban							- Durban	
Spoorvragkoste	g	460.20	460.20	460.20	460.20	460.20	Railage cost	
- Durban na Randfontein							- Durban to Randfontein	
5 GELEWER:							5 DELIVERED:	
- Durban na Randfontein R/ton		3381.05	3117.58	3689.88	2707.41	4514.94	- Durban to Randfontein R/ton	

Notas/Notes:

a Bron van pryse en vruggeld : IGC GMI
Source of prices and freight rates: IGC GMI

2017/10/10

Termyn / Term	US\$/ton (VAB/FOB)	Vruggeld/Freight Rate:	US\$/ton
Nov 2017	158.00	US Golf / Gulf	39.00
Okt/Oct 2017	149.00	Argentinië / Argentina	29.00
Nov 2017	188.00	Australië/Australia	18.00
Okt/Oct 2017	129.00		
Okt/Oct 2017	266.00		

Mielies/Maize: VSA/USA (Golf/Gulf No.3Y)
Mielies/Maize: Argentinië/Argentina (Up River)
Sorghum: VSA/USA (Golf / Gulf/Milo)
Sorghum: Argentinië/Argentina (Up River)
Sorghum: Australië/Australia (Brisbane)

b Vruggeld: bereken vir vragte van +/- 20 000 - 30 000t. / Freight rates: calculated for freights of +/- 20 000 - 30 000t.

c Finansieringskoste: 30 000t @ KAV @ primakoers vir 30 dae. Bron/Source: SARB 10.25% 2017/07/21
Financing cost: 30 000t @ CIF @ prime rate for 30 days.

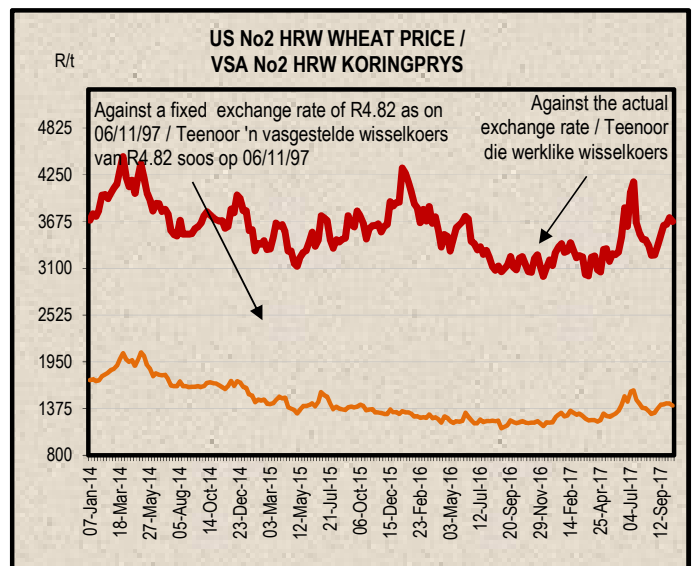
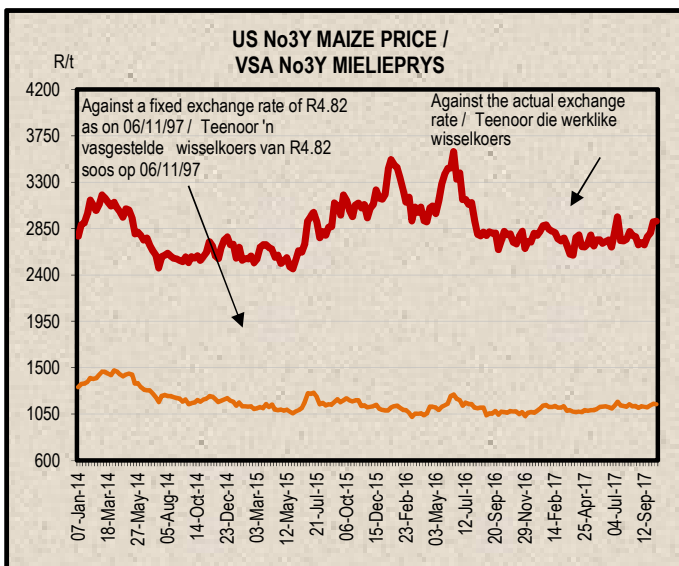
	Mielies/Maize:	Sorghum
Kaapstad / Cape Town:	191.47	n/a
Durban:	185.45	190.57

d AfLaaikoste / Discharging costs (R/ton):
Bron / Source: Mainport Africa Shipping

e Ingesluit: Kaaigelde, hantering, kaaibesig, agente/dokumentasie, logistiek & opname (inspeksie van skeepsvrag) / Included: Wharfage, handling, wharf supervision, agent/documentation, logistic & survey (inspection of shipload).
Uitgesluit: Gesondheidsinspeksie-, skeepsagentskapfooi, strookbetsingsfooi vir GMO, opbergingskoste asook BTW en invoerbelasting / Excluded: Health inspection fee, Ship agency fee, strip testing fees for GMO, storage costs as well as VAT and import duty.
N.B: Slegs 'n aanduiding, aangesien koste van opname beding kan word / N.B: Indication only, as cost of survey can be negotiated.

f Invoertarif / Import Tariff
Mielies/Maize = Vry / Free
Sorghum = 3% op VAB / on FOB

g Neem asb. kennis dat Spoorwet se standaard spoorvrag op 1 April 2017 verhoog het na R460.20.
Please note that Spoornets standard railage cost has increased on 1 April 2017 to R460.20.



11. IMPORT PARITY PRICES – WINTER CEREALS (b)

11. INVOERPARITEITPARYSE - WINTERGRANE (b)

INVOERPARITEITPARYSE VAN WINTERGRANE (BTW UITGESLT)		2017/10/12		IMPORT PARITY PRICES OF WINTER CEREALS (VAT EXCL)				
ITEM	Notas/ Note	Koring/Wheat	Koring/Wheat	Koring/Wheat	Koring/Wheat	Gars/Barley	Gars/Barley	ITEM
		VSA/ USA Golf/Gulf	VSA/ USA PNW	Argentynse/ Argentine Up River	EU Duitsland/ Germany B kwaliteit/ quality	Australiese/ Australian Fremantle	Frans/ French Rouen	
		HRW	DNS	Trigo Pan		Mout/Malting	Mout/Malting	
		\$/t	\$/t	\$/t	\$/t	\$/t	\$/t	
Internasionale VAB pryse	a	212.00	278.00	184.00	202.00	215.00	244.00	International FOB prices
Vraggeld	b	39.00	39.00	29.00	23.00	19.00	24.00	Freight Rates
Assuransie (0.3% van VAB)		0.64	0.83	0.55	0.61	0.65	0.73	Insurance (0.3% of FOB)
1 KOSTE, ASSURANSIE EN VRAG (KAV) \$/T		251.64	317.83	213.55	225.61	234.65	268.73	1 COST, INSURANCE AND FREIGHT (CIF) \$/T
<i>Omskakel na R/t</i>								<i>Converted to R/t</i>
R/\$ Wisselkoers op: 2017/10/10		13.7365	13.7365	13.7365	13.7365	13.7365	13.7365	R/\$ Exchange rate on: 2017/10/10
2 KOSTE, ASSURANSIE EN VRAG (KAV) R/t		3456.65	4365.87	2933.43	3099.09	3223.27	3691.41	2 COST, INSURANCE AND FREIGHT (CIF) R/t
Finansieringskoste	c	29.12	36.78	24.71	26.11	27.15	31.10	Financing cost
3 KOSTE, ASSURANSIE, VRAG EN FINANSIERING R/t		3485.77	4402.65	2958.14	3125.20	3250.42	3722.51	3 COST, INSURANCE, FREIGHT AND FINANCING R/t
Afhaalokoste	d, e							Discharging cost
3.1 Kaapstad (Hoofsaaklik kaaihykraan metode)		191.47	191.47	191.47	191.47	199.17	199.17	3.1 Cape Town (Mainly shore cranes method)
3.2 Durban (Hoofsaaklik suig-in-silo metode)		189.30	189.30	189.30	189.30	190.57	190.57	3.2 Durban (Mainly suction into silo method)
Invoertarif op koring	f	752.40	752.40	752.40	752.40	0.00	0.00	Import Tariff on wheat
4 VRY OP SPOOR (VOS) R/t								4 FREE ON RAIL (FOR) R/t
4.1 Kaapstadhawe		4429.64	5346.52	3902.01	4069.07	3449.59	3921.68	4.1 Cape Town Harbour
4.2 Durbanhawe		4427.47	5344.35	3899.84	4066.90	3440.99	3913.08	4.2 Durban Harbour
Spoorvragkoste	g							Railage cost
- Kaapstad na Paarl		119.27	119.27	119.27	119.27	n/a	n/a	- Cape Town to Paarl
- Durban na Randfontein		460.20	460.20	460.20	460.20	460.20	460.20	- Durban to Randfontein
5 GELEWER:								5 DELIVERED:
- Kaapstad na Paarl R/ton		4548.91	5465.79	4021.28	4188.34	n/a	n/a	- Cape Town to Paarl R/ton
- Durban na Randfontein R/ton		4887.67	5804.55	4360.04	4527.10	3901.19	4373.28	- Durban to Randfontein R/ton

Notas/Notes: 2017/10/10

a Bron van pryse en vraggeld : IGC GMI
Source of prices and freight rates: IGC GMI

Termyn / Term	VAB/FOB US\$/ton	Vraggeld / Freight Rate:	US\$/ton	Gars/Barley = US\$ + 1
Koring/Wheat: HRW No 2 (Hard Red Winter) Golf / Gulf	212.00	US (Golf / Gulf)	39.00	
Koring/Wheat: DNS 14% No 2 (Dark Northern Spring) Golf / Gulf	278.00	Argentinië / Argentine (Upriver)	29.00	
Koring/Wheat: Argentinië / Argentine (Up River) Trigo Pan	184.00	EEC (Bordeaux Hamburg)	23.00	24.00
Koring/Wheat: EU (Duitsland / Germany) B kwaliteit / quality	202.00	Australië / Australia (Eastern)	18.00	19.00
Gars/Barley: Australiese moutgars/Australian malting barley (Fremantle)	215.00			
Gars/Barley: Franse moutgars/French malting barley (Rouen)	244.00			

b Vraggeld: bereken vir vragte van +/- 20 000 - 30 000t / Freight rates: calculated for freights of +/- 20 000 - 30 000t

c Finansieringskoste: 30 000t @ KAV @ primakoers vir 30 dae. Bron/Source: SARB 10.25% 2017/07/21
Financing cost: 30 000t @ CIF @ prime rate for 30 days.

d Afhaalokoste / Discharging cost (R/ton):

	Koring/Wheat	Gars/Barley:
Kaapstad /		
Cape Town:	191.47	199.17
Durban:	189.30	190.57

Bron / Source: Mainport Africa Shipping

e Ingesluit: Kaaigelde, hantering, kaaibesig, agente/dokumentasie, logistiek & opnames (inspeksie van skeepsvrag).
Included: Wharfage, handling, wharf supervision, agent/documentation, logistic & survey (inspection of shipload).
Uitgesluit: Gesondheidsinspeksie-, skeepsagentskapfooi, strooktoetsingsfooi vir GMO, obergingskoste asook BTW en invoerbelasting.
Excluded: Health inspection fee, Ship agency fee, strip testing fees for GMO, storage costs as well as VAT and import duty.
N.B: Slegs 'n aanduiding, aangesien koste van opname beding kan word / N.B: Indication only, as cost of survey can be negotiated.

f Invoertarif / Import Tariff
Koring/Wheat = R752.40 p/ton
Gars/Barley = Vry/Free

g Neem asb. Kennis dat Spoorwet se standaard spoorvrag op 1 April 2017 verhoog het soos volg:
Kaapstad na Paarl R119.27 en Durban na Randfontein R460.20.
Please note that on 1 April 2017 Spoorwet's standard railage cost has increased as follows:
Cape Town to Paarl R119.27 and Durban to Randfontein R460.20.

12. IMPORT PARITY PRICES – OIL SEEDS (b)(e)(f)

12. INVOERPARITEITPRYSE - OLIESADE (b)(e)(f)

INVOERPARITEITPRYSE VAN OLIESADE (BTW UITGESLT)		2017/10/12							IMPORT PARITY PRICES OF OIL SEEDS (VAT EXCL)	
ITEM	Nota/ Note	Sojabone/ Soybeans	Sojabone/ Soybeans	Sojabone/ Soybeans	Sonneblom/ Sunflower	Canola	Grondbone/ Groundnuts	Grondbone/ Groundnuts	ITEM	
		VSA/ USA Golf/Gulf	Argentynse/ Argentine Up River	Brazilië/ Brazil Paranagua	EU Franse/ French Bordeaux	Kanadese/ Canadian Vancouver	Argentynse/ Argentine Raw Runners 40/50	VSA/ USA Raw Runners 40/50		
		\$/t	\$/t	\$/t	\$/t	\$/t	\$/t	\$/t		
Internasionale VAB pryse	a	374.00	375.00	383.00	388.00	424.00	1285.00 *	1210.00 *	International FOB prices	
Vraggeld	b	39.00	29.00	29.00	23.00	32.00	90.00	39.00	Freight Rates	
Assuransie (0.3% van VAB)		1.12	1.13	1.15	1.16	1.27	3.86	3.63	Insurance (0.3% of FOB)	
1 KOSTE, ASSURANSIE EN VRAG (KAV) \$/T Omskakel na R/t R/\$ Wisselkoers op: 2017/10/10		414.12	405.13	413.15	412.16	457.27	1378.86	1252.63	1 COST, INSURANCE AND FREIGHT (CIF) \$/T Converted to R/t R/\$ Exchange rate on: 2017/10/10	
2 KOSTE, ASSURANSIE EN VRAG (KAV) R/t		13.7365 R/t	13.7365 R/t	13.7365 R/t	13.7365 R/t	13.7365 R/t	13.7365 R/t	13.7365 R/t	2 COST, INSURANCE AND FREIGHT (CIF) R/t	
3 KOSTE, ASSURANSIE, VRAG EN FINANSIERING R/t	c	5688.56	5565.07	5675.23	5661.64	6281.29	18940.71	17206.75	3 COST, INSURANCE, FREIGHT AND FINANCING R/t	
Finansieringskoste		47.92	46.88	47.81	47.70	52.92	159.57	144.96	Financing cost	
4 VRY OP SPOOR (VOS) R/t Durban	d, e	5736.48	5611.95	5723.04	5709.34	6334.21	19100.28	17351.71	4 FREE ON RAIL (FOR) R/t Durban	
Aflaaikoste: Durban	f	190.57	190.57	190.57	190.57	190.57	612.66	612.66	Discharging cost Durban	
Invoertarief:		411.00	412.10	420.89	0.00	582.43	1765.14	1662.12	Import Tariff	
5 GELEWER: - Durban na Randfontein R/ton	g	6338.05	6214.62	6334.50	5899.91	7107.21	21478.08	19626.49	5 DELIVERED: - Durban to Randfontein R/ton	
		460.20	460.20	460.20	460.20	460.20	-	-	Railage cost - Durban to Randfontein	
		6798.25	6674.82	6794.70	6360.11	7567.41	-	-		

Notas/Notes:

a Bron van pryse en vraggeld / Source of prices and freight rates : IGC (GMI), Georgalos Peanut World & Oilworld
2017/10/10

Termyn / Term	US\$/ton (VAB/FOB)	Vraggeld/Freight Rate:	US\$/ton
Nov 2017	374.00	US Golf / Gulf	39.00
Okt/Oct 2017	375.00	Argentinië / Argentina	29.00
Okt/Oct 2017	383.00	EEC (Bordeaux/Hamburg)	23.00
Jan 2018	388.00	Kanada/Canada (North Pacific)	32.00
Okt/Oct 2017	424.00	Grondbone/Groundnuts (ARG)	90.00
Nov 2017	1285.00		
Nov 2017	1210.00		

b Vraggeld: bereken vir vragte van +/- 20 000 - 30 000t / Freight rates: calculated for freights of +/- 20 000 - 30 000t

c Finansieringskoste: 30 000t @ KAV @ primakoers vir 30 dae. Bron/Source: SARB 10.25% 2017/07/21

Financing cost: 30 000t @ CIF @ prime rate for 30 days.

d Aflaaikoste / Discharging costs (R/ton):

	Sojabone/ Soybeans	Sonneblom/ Sunflower	Canola	Grondbone/ Groundnuts
Durban:	190.57	190.57	190.57	612.66

e Aflaaikoste / Discharging fees:

Ingesluit Kaai gelde, hantering, kaaibesig, agente/dokumentasie, logistiek & opnames (inspeksie van skeepsvrag) /

Included: Wharfage, handling, wharf supervision, agent/documentation, logistic & survey (inspection of shipload).

Uitgesluit: Gesondheidsinspeksie-, skeepagentskapfooi, strooktoetsingsfooi vir GMO, obergingskoste asook BTW en invoerbelasting /

Excluded: Health inspection fee, Ship agency fee, strip testing fees for GMO, storage costs as well as VAT and import duty.

N.B: Slegs 'n aanduiding, aangesien koste van opname beding kan word / N.B: Indication only, as cost of survey can be negotiated.

f Invoertarief / Import Tariff:

Sojabone/Soybeans = 8% op VAB / on FOB

Sonneblom/Sunflower = Vry / Free

Canola = 10% op VAB / on FOB

Grondbone/Groundnuts = 10% op VAB / on FOB

g Neem asb. Kennis dat Spoornet se standaard spoorvrag op 1 April 2017 verhoog het na R460.20.

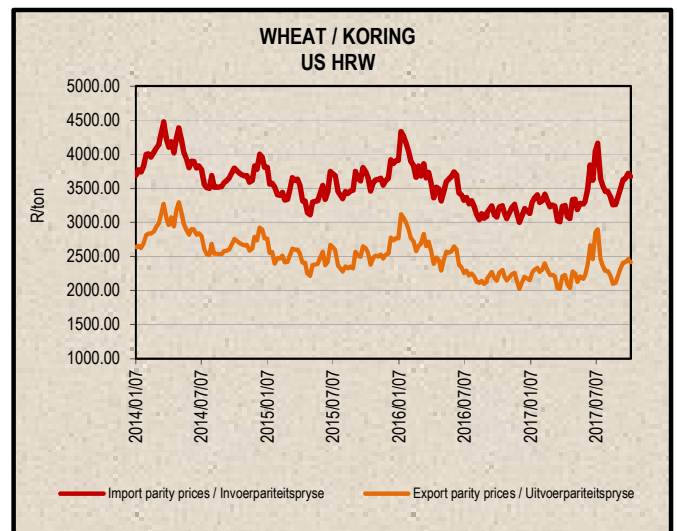
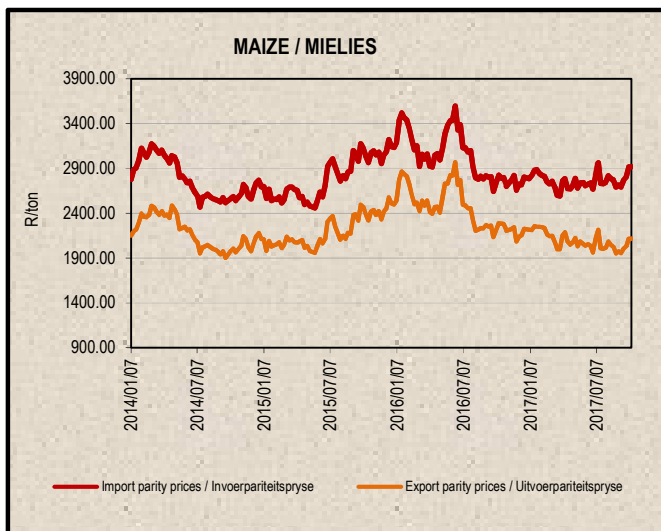
Please note that on 1 April 2017 Spoornet's standard railage cost has increased to R460.20.

* Kwotasies is k.a.v. pryse. VAB pryse dus berekende pryse (kav minus vraggeld) / Quotes are c.i.f. prices. FOB prices are therefore calculated prices (cif minus freight rates).

13. EXPORT PARITY PRICES (b)

13. UITVOERPARITEITSPRYSE (b)

INDICATIVE EXPORT PARITY PRICES		2017/10/12			AANDUIDENDE UITVOERPARITEITSPRYSE	
This is only an example of how an export parity price can be calculated - it can vary according to need	US No3Y Maize/ Mielies Gulf/Golf (b)	US HRW Wheat/Koring Gulf/Golf (b)	US DNS 14% Wheat/Koring PNW (b)	Argentine Raw Runner 40/50 Groundnuts/ Grondbone (f)	Hierdie is slegs 'n voorbeeld van hoe 'n uitvoerpariteitsprys bereken kan word - dit kan varieer volgens behoefte	
	Nov 2017	Nov 2017	Nov 2017	Nov 2017		
FOB Gulf value (\$/t)	158.00	212.00	278.00	1285.00	VAB Golfwaarde (\$/t)	
Difference in quality and locality of SA ¹ Maize: Plus US\$10 (\$/t) Groundnuts: Less 3,5% of fob value	\$10.00			96,5%	Kwaliteits- en liggingsverskil van SA ¹ Mielies: Plus VSA\$10 (\$/t) Grondbone: Min 3,5% van vab waarde	
SA fob price (\$/t)	168.00	212.00	278.00	1240.03	SA vab prys (\$/t)	
Exchange rate (1\$=): (2017/10/10)	13.7365	13.7365	13.7365	13.7365	Wisselkoers (1\$=): (2017/10/10)	
FOB Gulf value (R/t)	2307.73	2912.14	3818.75	17033.67	VAB Golfwaarde (R/t)	
Marketing costs:					Bemerkings koste:	
Financing (Prime rate 10.25% - 30 days) (R/t)	19.44	24.53	32.17	143.50	Finansieringskoste (Primakoers 10.25% - 30 dae) (R/t)	
Railage: ² Randfontein – Durban harbour	460.20	460.20	460.20	-	Spoorvrag: ² Randfontein – Durbanhawe	
Loading costs: (R/t) ³ Durban Harbour (Mainly spout method)	170.98	182.97	182.97	508.83	Oplaai-koste: (R/t) ³ Durbanhawe (Hoofsaaklik trechter metode)	
EXPORT REALISATION (R/t):					UITVOER REALISASIE (R/t):	
Randfontein	1657.11	2244.44	3143.41	16381.34	Randfontein	
<i>Difference in quality and locality of SA (As requested by the industry)</i>			1	<i>Kwaliteits- en liggingsverskil van SA (Soos deur die bedryf versoek)</i>		
<i>As from 14 June 2012, the discount/rebate will no longer be used to calculate the export parity price on US HRW and a new calculation will be added for US DNS, also without the discount/rebate.</i>				<i>Vanaf 14 Junie 2012 sal die diskonto/premie nie meer gebruik word by die berekening van die uitvoerpariteitsprys van US HRW nie en 'n nuwe berekening word nou vir US DNS gedoen, ook sonder diskonto/premie.</i>		
<i>Railage costs: Please note that on 1 April 2017 Spoomeet's standard railage cost has increased to R460.20.</i>			2	<i>Spoorvrag koste: Neem asb. Kennis dat Spoomeet se standaard spoorvrag op 1 April 2017 verhoog het na R460.20.</i>		
<i>Loading costs, received from Mainport Africa Shipping: Included: Cargo dues, handling, wharf supervision, agency/documentation, logistics & surveys (inspection of cargo). Excluded: Ship agent fees, health & PPECB inspections, storage facility & transport costs to storage facility, VAT & duties.</i>			3	<i>Oplaai-koste, ontvang van Mainport Africa Shipping: Ingesluit: Kaaigelde, hantering, kaaitoesig, agente/dokumentasie, logistiek & opnames (inspeksie van skeepsvrag) Uitgesluit: Skeepagentskaps-, inspeksie-, opbergings- en vervoerkoste na opbergingsfasiliteit, BTW & invoerbelasting.</i>		



14. WEATHER

For local weather, please follow the link below:

www.weathersa.co.za

14. WEER

Vir plaaslike weer, volg asseblief die onderstaande skakel:

www.weathersa.co.za

Sources /Bronne:

(a) = Safex; (b) = International Grains Council; (c) = CBOT; (d) = KCBT;

(e) = Oil World; (f) = Georgalos Peanut World.

* Formula according to ITAC (International Trade Administration Commission of South Africa)/
Formule volgens ITAC (International Trade Administration Commission of South Africa)

SAGIS

Nico Hawkins

General Manager / Hoofbestuurder

Indemnity/Vrywaring: Although everything has been done to ensure the accuracy of the information, neither SAGIS nor any of its directors or employees takes any responsibility for actions or losses that might occur as a result of the usage of this information. / Alhoewel alles gedoen is om te verseker dat die inligting korrek is, aanvaar nie SAGIS of enige van sy direkteure of werknemers verantwoordelikheid vir enige aksies of verliese as gevolg van die inligting wat gebruik is nie.