

SAGIS WEEKLY BULLETIN / SAGIS WEEKLIKSE BULLETIN

1. Producer Deliveries (ton):			1. Produsentelewerings (ton):	
Commodity	Latest week/ Jongste week: 7 - 13 Okt 2017	Total: current marketing year/ Totaal: huidige bemarkingsjaar	Total: same period previous marketing year/ Totaal: selfde periode vorige bemarkingsjaar	Kommoditeit
White maize	21 176	8 853 677	2 835 416	Witmielies
Yellow maize	10 165	5 980 857	3 408 831	Geelmielies
Total: maize	31 341	14 834 534	6 244 247	Totaal: mielies
Wheat	1 555	2 118	3 466	Koring

2. Imports (ton):			2. Invoere (ton):	
2.1 Imports for RSA			2.1 Invoere vir RSA	
Commodity	Latest week/ Jongste week: 7 - 13 Okt 2017	Total: current marketing year/ Totaal: huidige bemarkingsjaar	Total: same period previous marketing year/ Totaal: selfde periode vorige bemarkingsjaar	Kommoditeit
White maize	0	0	293 770	Witmielies
Yellow maize	0	0	793 356	Geelmielies
Maize Total	0	0	1 087 126	Mielies Totaal
Wheat	83 442	118 208	32 843	Koring
Origin of imports / Oorsprong van invoere				
	White maize/Witmielies	Yellow maize/Geelmielies	Wheat/Koring	
			Romania	
			Russia	
			Ukraine	
			USA	
2.2 Imports for other countries			2.2 Invoere vir ander lande	
White maize	0	0	152 565	Witmielies
Yellow maize	0	0	1 124	Geelmielies
Maize Total	0	0	153 689	Mielies Totaal
Wheat	6 000	6 000	10 596	Koring
Origin of imports / Oorsprong van invoere				
	White maize/Witmielies	Yellow maize/Geelmielies	Wheat/Koring	
			Russia	

3. Exports (ton):

3.1 RSA Exports

Commodity	Latest week/ Jongste week: 7 - 13 Okt 2017	Total: current marketing year/ Totaal: huidige bemarkingsjaar	Total: same period previous marketing year/ Totaal: selfde periode vorige bemarkingsjaar	Kommoditeit
White maize	6 281	479 749	229 976	Witmielies
Yellow maize	4 690	906 750	120 884	Geelmielies
Maize Total	10 971	1 386 499	350 860	Mielies Totaal
Wheat	766	833	622	Koring

Destination of exports / Bestemming van uitvoere

White maize/Witmielies	Yellow maize/Geelmielies	Wheat/Koring
Botswana	Angola	Botswana
Kenya	Botswana	Namibia
Lesotho	Japan	
Mozambique	North Korea	
Namibia	South Korea	
Swaziland	Lesotho	
Uganda	Mozambique	
Zimbabwe	Namibia	
	Swaziland	
	Taiwan	
	Zimbabwe	

3.2 Imports for Exports

3.2 Invoere vir Uitvoere

White maize	0	24 666	71 280	Witmielies
Yellow maize	0	0	4 603	Geelmielies
Maize Total	0	24 666	75 883	Mielies Totaal
Wheat	0	0	7 805	Koring

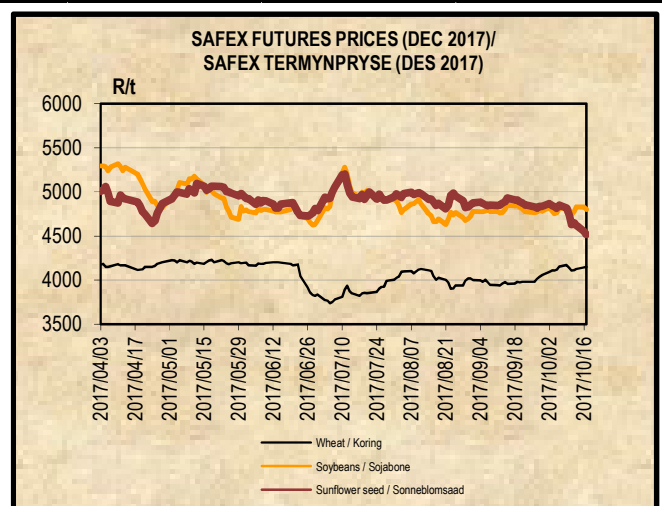
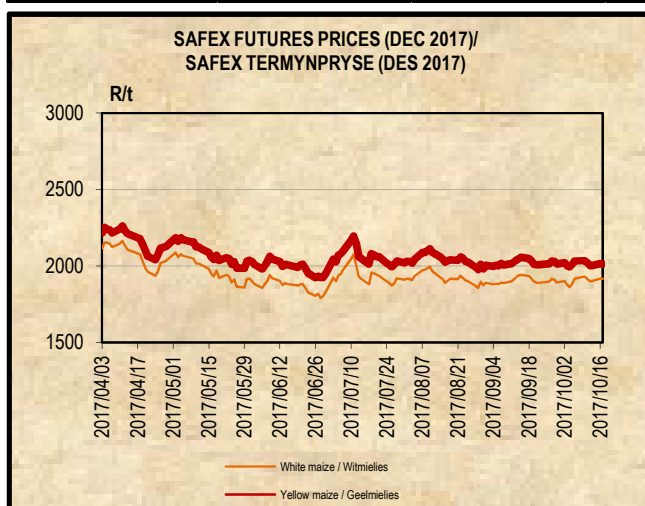
Destination of exports / Bestemming van uitvoere

White maize/Witmielies	Yellow maize/Geelmielies	Wheat/Koring
Botswana		
Zimbabwe		

4. DOMESTIC PRICES PER SAFEX (R/t)(a)

4. PLAASLIKE PRYSE VOLGENS SAFEX (R/t)(a)

Commodity	Future Prices / Termynpryse (2017/10/17) R/ton					Kommoditeit
	Oct-17	Dec-17	Mar-18	May-18	Jul-18	
White maize	1876.00	1916.00	1964.00	2009.00	2065.00	Witmielies
Yellow maize	1974.00	2012.00	2055.00	2091.00	2132.00	Geelmielies
Wheat	4165.00	4150.00	4229.00	4263.00	4217.00	Koring
Sunflower	4470.00	4518.00	4585.00	4600.00	4731.00	Sonneblom
Soybeans	4711.00	4800.00	4864.00	4915.00	5015.00	Sojabone
Sorghum	N/A	2550.00	2850.00	2650.00	3200.00	Sorghum



5. IMPORT TARIFF ON MAIZE (b)*
5. INVOERTARIEF OP MIELIES (b)*

Derived US No2Y Yellow Maize fob (Gulf) (b)	2017-10-11	2017-10-12	2017-10-13	2017-10-16	2017-10-17	Afgeleide VSA No2Y Geelmielies vab (Golf) (b)
RSA Initial Reference Price	\$110.00					RSA Oorspronklike Verwysingsprys
Base price (\$/t)	117.65	117.65	117.65	117.65	117.65	Basisprys (\$/t)
Daily price (\$/t) (IGC)	158.60	159.60	160.60	159.60	158.60	Daaglikse prys (\$/t) (IGC)
Average of 21 days (\$/t)	159.36	159.46	159.50	159.50	159.55	Gemiddeld van 21 dae (\$/t)
Deviation from base price (\$/t)	-41.71	-41.81	-41.85	-41.85	-41.90	Afwyking van basisprys (\$/t)
Duty on maize (\$/t)	-49.36	-49.46	-49.50	-49.50	-49.55	Reg op mielies (\$/t)
R/\$ Exchange rate (average of 21 days)	13.4365	13.4568	13.4693	13.4772	13.4829	R/\$ Wisselkoers (gemiddeld van 21 dae)
Duty on maize before adjustment (R/t)	-663.22	-665.58	-666.73	-667.12	-668.08	Reg op mielies voor aanpassing (R/t)
Real effective exchange rate index	0.8604	0.8604	0.8604	0.8604	0.8604	Reële effektiewe wisselkoersindeks
Duty on maize (R/t)	-570.63	-572.67	-573.65	-573.99	-574.82	Reg op mielies (R/t)
Tariff Gazetted 2006/12/08	R0.00/t					Tarief gepubliseer 2006/12/08

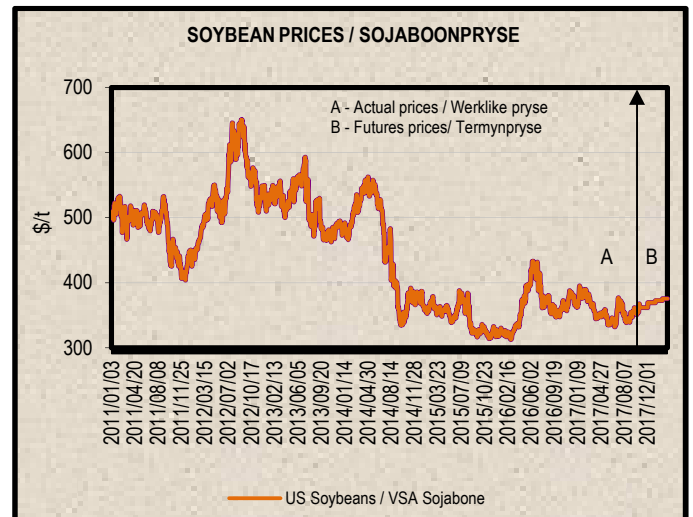
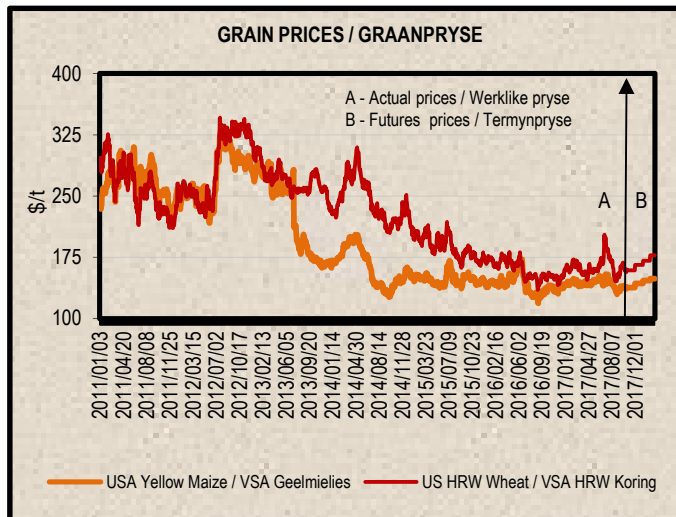
6. IMPORT TARIFF ON WHEAT (b)*
6. INVOERTARIEF OP KORING (b)*

US No2 HRW fob (Gulf)	2017/09/19	2017/09/26	2017/10/03	2017/10/10	2017/10/17	VSA No2 HRW vab (Golf)
RSA Initial Reference Price	279.00	279.00	279.00	279.00	279.00	RSA Oorspronklike Verwysingsprys
Base price (\$/t)	199.33	199.33	199.33	218.00	218.00	Basis prys (\$/t)
Weekly price (\$/t) (IGC)	218.00	219.00	217.00	212.00	212.00	Weeklikse prys (\$/t) (IGC)
3 Weeks moving average (\$/t)	214.00	218.00	218.00	216.00	213.67	3 Weke skuiwende gemiddeld (\$/t)
Number of weeks that the deviation is more than \$10	1	2	3			Aantal weke wat die afwyking meer as \$10 is
Deviation from base price (\$/t)	-14.67	-18.67	-18.67	2.00	4.33	Afwyking van basisprys (\$/t)
Calculated duty on wheat (\$/t)	65.00	61.00	61.00	63.00	65.33	Berekende reg op koring (\$/t)
R/\$ exchange rate	13.3274	13.2977	13.6485	13.7365	13.3224	R/\$ wisselkoers
Calculated duty before adjustment (R/t)	866.28	811.16	832.56	865.40	870.35	Berekende reg voor aanpassing (R/t)
Real effective exchange rate Index	0.8808	0.8808	0.8604	0.8604	0.8604	Reële effektiewe wisselkoersindeks
Calculated duty on wheat (R/t)	763.02	714.47	716.33	744.59	748.85	Berekende reg op koring (R/t)
Tariff Gazetted 2017/09/29 (R/t)	R 752.40					Tarief gepubliseer 2017/09/29 (R/t)

7. PRICES – INTERNATIONAL (US\$/t)

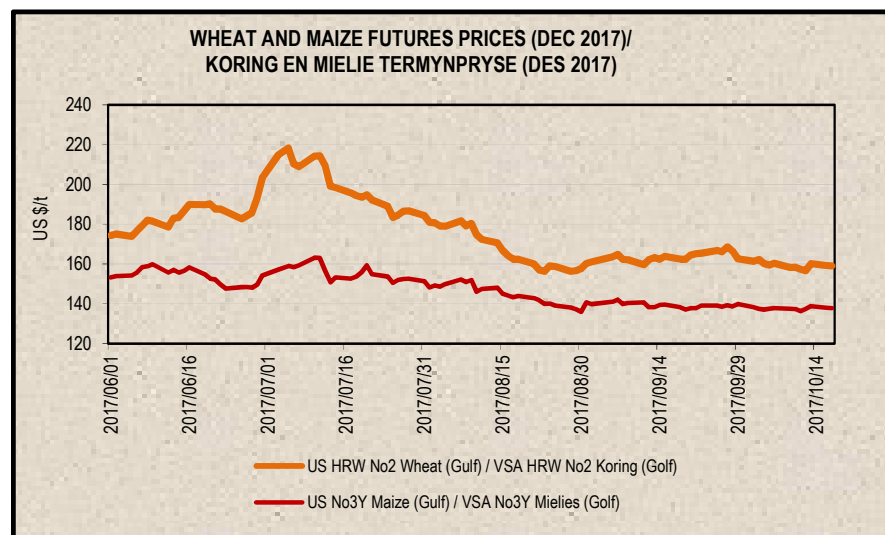
7. PRYSE - INTERNASIONAAL (VSA\$/t)

FOB (US\$/t)	Export Quotations/ Uitvoerkwotasie (b)(e)(f)				VAB (VSA\$/t)
	2017/10/17	2017/10/10	2017/10/03	2017/09/26	
US No 2 HRW Wheat (Gulf)	212.00	212.00	217.00	219.00	VSA No 2 HRW Koring (Golf)
US DNS Wheat 14% PNW	276.00	278.00	276.00	291.00	VSDNS Koring 14% PNW
Argentine Wheat (Up River)	182.00	184.00	182.00	180.00	Argentynse Koring (Up River)
EC (France) Wheat (grade 1)	191.00	192.00	194.00	192.00	EU (Frankryk) Koring (graad 1)
EC (Germany) B Quality Wheat	199.00	202.00	203.00	204.00	EU (Duitsland) B Kwaliteit Koring
Black Sea Milling Wheat	195.00	195.00	195.00	191.00	Swart See Maalkoring
US No 3Y Maize (Gulf)	157.00	158.00	159.00	157.00	VSA No3Y Mielies (Golf)
Argentine Maize (Up River)	149.00	149.00	149.00	149.00	Argentynse Mielies (Up River)
US Sorghum (Gulf)	188.00	188.00	191.00	188.00	VSA Sorghum (Golf)
Argentine Sorghum (Up River)	128.00	129.00	129.00	130.00	Argentynse Sorghum (Up River)
US Soybeans (Gulf)	380.00	374.00	373.00	374.00	VSA Sojabone (Gulf)
Argentine Soybeans (Up River)	380.00	375.00	376.00	379.00	Argentynse Sojabone (Up River)
Canadian Canola	421.00	424.00	422.00	425.00	Kanadese Canola
Argentine Groundnuts Runners 40/50	1260.00	1285.00	1285.00	1335.00	Argentynse Grondbone 40/50 Runners
US Groundnuts Runners 40/50 shelled	1210.00	1210.00	1235.00	1235.00	VSA Grondbone 40/50 Runners uitgedop
Australian Malting Barley (Commander Malt)	206.00	215.00	218.00	235.00	Australiese Moutgars (South. Cross Malt)



Futures prices (US\$/t) / Termynpryse (VSA\$/t) (c)(d) (2017/10/17)

Commodity	Dec-17	Mar-18	May-18	Jul-18	Sep-18	Dec-18	Kommoditeit
US No3 Yellow maize	137.79	143.14	146.45	148.97	151.65	155.27	VSA No3 Geelmielies
US No2 HRW wheat	159.17	165.79	170.93	177.62	184.53	194.52	VSA No2 HRW koring
US Soybeans	n/a	369.27	372.58	375.52	371.33	n/a	VSA Sojabone



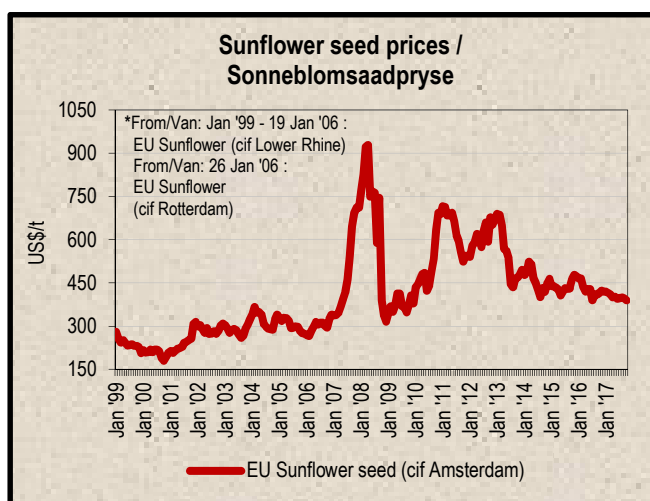
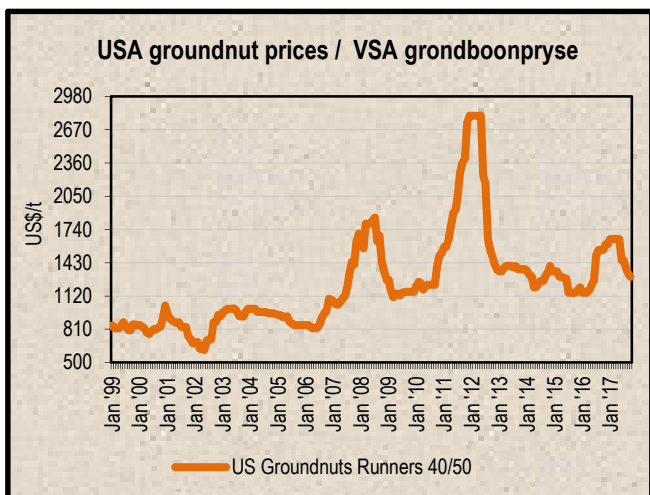
8. LOWEST REPRESENTATIVE ASKING PRICES
(US\$/t)(e)(f)(Prices of previous week)

8. LAAGSTE VERTEENWOORDIGENDE PRYSE GEVRA
(Pryse van vorige week)(VSA\$/t)(e)(f)

US\$/t	2017/10/12	2017/10/05	Change/ Verandering	VSA\$/t
Soybeans, Brazil, c.i.f. Rotterdam	415	413	0.5%	Sojabone, Brasilië, k.a.v. Rotterdam
Soybeans, USA, c.i.f. Rotterdam	396	393	0.8%	Sojabone, VSA, k.a.v. Rotterdam
Groundnuts, USA Runners 40/50*	1300	1300	0.0%	Grondbone, VSA Runners 40/50*
Groundnuts, Argentine Runners 40/50*	1350	1375	-1.8%	Grondbone, Argentynse Runners 40/50*
Groundnut-oil, c.i.f. Rotterdam	1410	1430	-1.4%	Grondboon-olie, k.a.v. Rotterdam
Sunflower seed, EU c.i.f. Amsterdam	390	390	0.0%	Sonneblomsaad, EU k.a.v. Amsterdam
Sunflower-oil, EU (fob) N.W. Europe	783	788	-0.6%	Sonneblom-olie, EU (vab) N.W. Eur.
Rapeseed, Europe, 00, c.i.f. Hamburg	429	427	0.5%	Raapsaad, Europa, 00, k.a.v. Hamburg

* Shelled, c.i.f. Rotterdam

* Uitgedop k a v Rotterdam



9. IGC FREIGHT INDICES (b)

9. IGC VRAG INDEKSE (b)

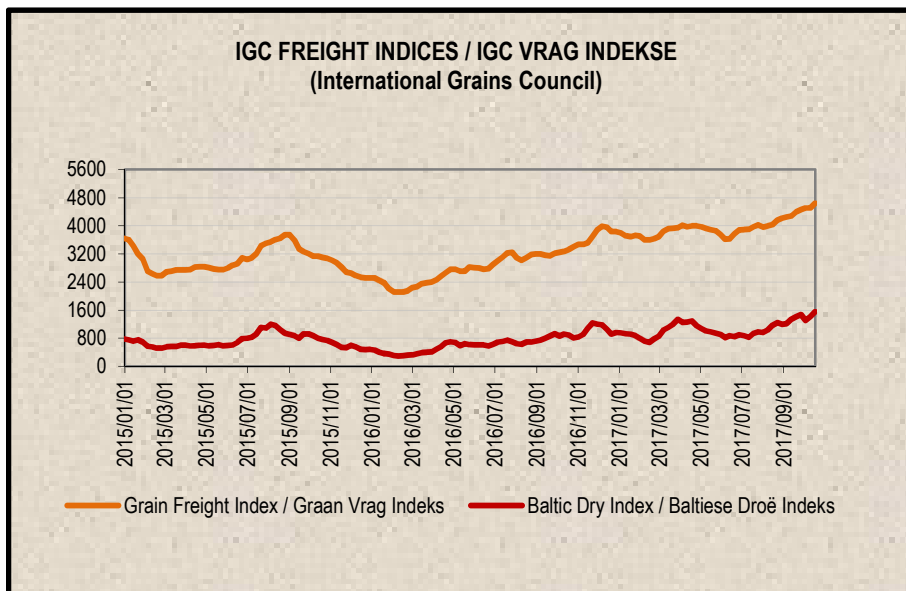
IGC FREIGHT INDICES / IGC VRAG INDEKSE							
	2017/09/12	2017/09/19	2017/09/26	2017/10/03	2017/10/10	2017/10/17	
Grain Freight Index*	4281	4398	4457	4505	4505	4642	Graan Vrag Indeks*
Baltic Dry Index	1344	1415	1476	1308	1418	1552	Baltiese Droë Indeks

* IGC Grain Freight Index represents 15 major grain routes, including five from the United States of America, and two each from other main exporting nations (including Argentina, Black Sea, Europe and Canada); with base an average of the four weeks ending 11 May 2005 = 6000.

The updated indices will be available on Thursdays on SAGIS' website.

* IGC Graan Vrag Indeks verteenwoordig 15 hoof graanroetes, insluitende vyf vanaf die Verenigde State van Amerika, en twee elk van ander hoof uitvoermasies (insluitende Argentinië, Swart See, Europa en Kanada); met basis 'n gemiddeld van die vier weke geëindig 11 Mei 2005 = 6000.

Die opgedateerde indekse sal Donderdae op SAGIS se webwerf beskikbaar



10. IMPORT PARITY PRICES – SUMMER GRAINS (b)

10. INVOERPARITEITPRYSE - SOMERGRANE (b)

INVOERPARITEITPRYSE VAN SOMERGRANE (BTW UITGESLT)			2017/10/19			IMPORT PARITY PRICES OF SUMMER GRAINS (VAT EXCL)		
ITEM	Nota/ Note	Mielies/Maize	Mielies/Maize	Sorghum	Sorghum	Sorghum	ITEM	
		VSA/ USA Golf/Gulf (no.3Y) \$/t	Argentynse/ Argentine Up River \$/t	VSA/ USA Golf/Gulf \$/t	Argentynse/ Argentine Up River \$/t	Australiese/ Australian Brisbane \$/t		
Internasionale VAB pryse	a	157.00	149.00	188.00	128.00	255.00	International FOB prices	
Vraggeld	b	40.00	30.00	40.00	30.00	19.00	Freight Rates	
Assuransie (0.3% van VAB)		0.47	0.45	0.56	0.38	0.77	Insurance (0.3% of FOB)	
1 KOSTE, ASSURANSIE EN VRAG (KAV) \$/T		197.47	179.45	228.56	158.38	274.77	1 COST, INSURANCE AND FREIGHT (CIF) \$/T	
<i>Omskakel na R/t</i>							<i>Converted to R/t</i>	
R/\$ Wisselkoers op: 2017/10/17		13.3224	13.3224	13.3224	13.3224	13.3224	R/\$ Exchange rate on: 2017/10/17	
2 KOSTE, ASSURANSIE EN VRAG (KAV) R/t		2630.77	2390.70	3044.97	2110.00	3660.60	2 COST, INSURANCE AND FREIGHT (CIF) R/t	
Finansieringskoste	c	22.16	20.14	25.65	17.78	30.84	Financing cost	
3 KOSTE, ASSURANSIE, VRAG EN FINANSIERING R/t		2652.93	2410.84	3070.62	2127.78	3691.44	3 COST, INSURANCE, FREIGHT AND FINANCING R/t	
Aflaaiikoste:	d, e						Discharging cost:	
- Kaapstad		191.47	191.47	n/a	n/a	n/a	- Cape Town	
- Durban		185.45	185.45	190.57	190.57	190.57	- Durban	
Invoertarif	f	0.00	0.00	75.14	51.16	101.92	Import Tariff	
4 VRY OP SPOOR (VOS) R/t							4 FREE ON RAIL (FOR) R/t	
- Kaapstad		2844.40	2602.31	n/a	n/a	n/a	- Cape Town	
- Durban		2838.38	2596.29	3145.76	2178.94	3793.36	- Durban	
Spoornragkoste	g						Railage cost	
- Durban na Randfontein		460.20	460.20	460.20	460.20	460.20	- Durban to Randfontein	
5 GELEWER:							5 DELIVERED:	
- Durban na Randfontein R/ton		3298.58	3056.49	3605.96	2639.14	4253.56	- Durban to Randfontein R/ton	

Notas/Notes:

a Bron van pryse en vraggeld : IGC GMI
Source of prices and freight rates: IGC GMI

2017/10/17

Termyn / Term	US\$/ton (VAB/FOB)	Vraggeld/Freight Rate:	US\$/ton
Nov 2017	157.00	US Golf / Gulf	40.00
Ok/Ok 2017	149.00	Argentinië / Argentina	30.00
Nov 2017	188.00	Australië/Australia	19.00
Ok/Ok 2017	128.00		
Ok/Ok 2017	255.00		

Mielies/Maize: VSA/USA (Golf/Gulf No.3Y)
Mielies/Maize: Argentinië/Argentina (Up River)
Sorghum: VSA/USA (Golf / Gulf Mio)
Sorghum: Argentinië/Argentina (Up River)
Sorghum: Australië/Australia (Brisbane)

b Vraggeld: bereken vir vrage van +/- 20 000 - 30 000t / Freight rates: calculated for freights of +/- 20 000 - 30 000t

c Finansieringskoste: 30 000t @ KAV @ primakoers vir 30 dae. Bron/Source: SARB 10.25% 2017/07/21
Financing cost: 30 000t @ CIF @ prime rate for 30 days.

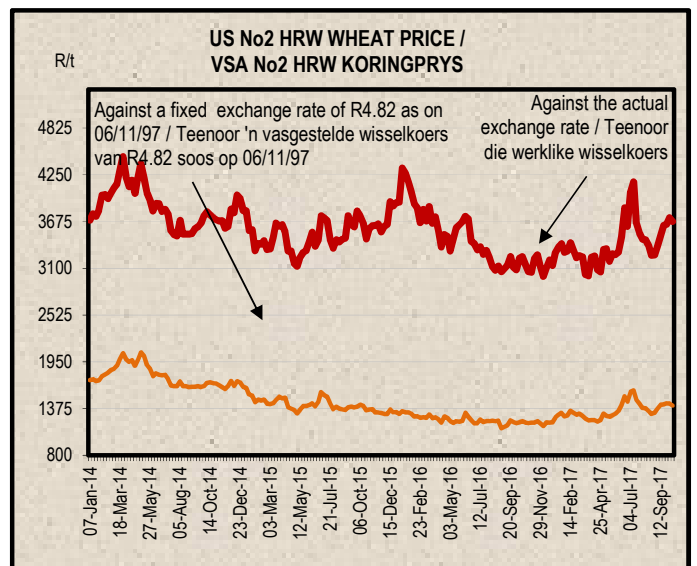
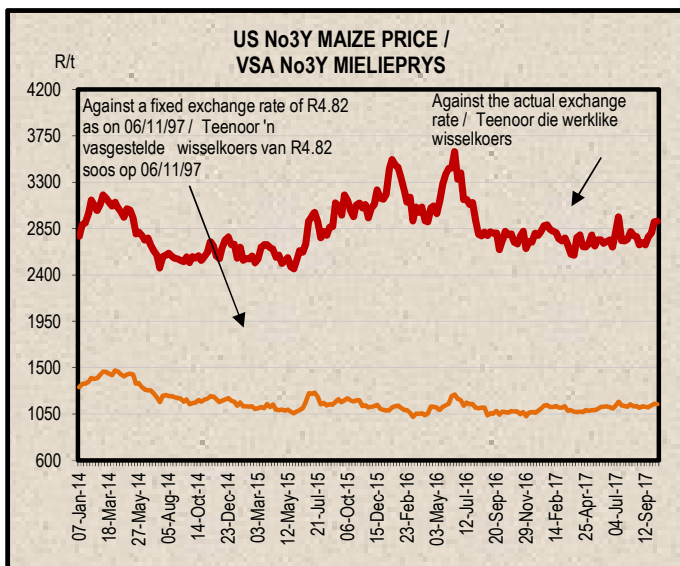
d Aflaaiikoste / Discharging costs (R/ton):
Bron / Source: Mainport Africa Shipping

	Mielies/Maize:	Sorghum
Kaapstad / Cape Town:	191.47	n/a
Durban:	185.45	190.57

e Ingesluit: Kaagelde, hantering, kaaitoetsing, agente/dokumentasie, logistiek & opnames (inspeksie van skeepsvrag) / Included: Wharfage, handling, wharf supervision, agent/documentation, logistic & survey (inspection of shipload).
Uitgesluit: Gesondheidsinspeksie, -skeepspagenskapboei, strookbetsingsboei vir GMO, opbergingskoste asook BTW en invoerbelasting / Excluded: Health inspection fee, Ship agency fee, strip testing fees for GMO, storage costs as well as VAT and import duty.
N.B: Slegs 'n aanduiding, aangesien koste van opname beding kan word / N.B: Indication only, as cost of survey can be negotiated.

f Invoertarif / Import Tariff:
Mielies/Maize = Vry / Free
Sorghum = 3% op VAB / on FOB

g Neem asb. kennis dat Spoornet se standaard spoorvrag op 1 April 2017 verhoog het na R460.20.
Please note that Spoornet's standard railage cost has increased on 1 April 2017 to R460.20.



11. IMPORT PARITY PRICES – WINTER CEREALS (b)

11. INVOERPARITEITPARYSE - WINTERGRANE (b)

INVOERPARITEITPARYSE VAN WINTERGRANE (BTW UITGESLT)		2017/10/19		IMPORT PARITY PRICES OF WINTER CEREALS (VAT EXCL)				
ITEM	Nota/ Note	Koring/Wheat	Koring/Wheat	Koring/Wheat	Koring/Wheat	Gars/Barley	Gars/Barley	ITEM
		VSA/ USA Golf/Gulf	VSA/ USA PNW	Argentynse/ Argentine Up River	EU Duitsland/ Germany	Australiese/ Australian Fremantle	Frans/ French Rouen	
		HRW	DNS	Trigo Pan	B kwaliteit/ quality	Mout/Malting	Mout/Malting	
		\$/t	\$/t	\$/t	\$/t	\$/t	\$/t	
Internasionale VAB pryse	a	212.00	276.00	182.00	199.00	206.00	244.00	International FOB prices
Vruggeld	b	40.00	40.00	30.00	24.00	20.00	25.00	Freight Rates
Assuransie (0.3% van VAB)		0.64	0.83	0.55	0.60	0.62	0.73	Insurance (0.3% of FOB)
1 KOSTE, ASSURANSIE EN VRAG (KAV) \$/T		252.64	316.83	212.55	223.60	226.62	269.73	1 COST, INSURANCE AND FREIGHT (CIF) \$/T
<i>Omskakel na R/t</i>								<i>Converted to R/t</i>
R/\$ Wisselkoers op: 2017/10/17		13.3224	13.3224	13.3224	13.3224	13.3224	13.3224	R/\$ Exchange rate on: 2017/10/17
2 KOSTE, ASSURANSIE EN VRAG (KAV) R/t		3365.77	4220.94	2831.68	2978.89	3019.12	3593.45	2 COST, INSURANCE AND FREIGHT (CIF) R/t
Finansieringskoste	c	28.36	35.56	23.86	25.10	25.44	30.27	Financing cost
3 KOSTE, ASSURANSIE, VRAG EN FINANSIERING R/t		3394.13	4256.50	2855.54	3003.99	3044.56	3623.72	3 COST, INSURANCE, FREIGHT AND FINANCING R/t
Aflaaiikoste	d, e							Discharging cost
3.1 Kaapstad (Hoofsaaklik kaaihykraan metode)		191.47	191.47	191.47	191.47	199.17	199.17	3.1 Cape Town (Mainly shore cranes method)
3.2 Durban (Hoofsaaklik suig-in-silo metode)		189.30	189.30	189.30	189.30	190.57	190.57	3.2 Durban (Mainly suction into silo method)
Invoertarif op koring	f	752.40	752.40	752.40	752.40	0.00	0.00	Import Tariff on wheat
4 VRY OP SPOOR (VOS) R/t								4 FREE ON RAIL (FOR) R/t
4.1 Kaapstadhawe		4338.00	5200.37	3799.41	3947.86	3243.73	3822.89	4.1 Cape Town Harbour
4.2 Durbanhawe		4335.83	5198.20	3797.24	3945.69	3235.13	3814.29	4.2 Durban Harbour
Spoorvragkoste	g							Railage cost
- Kaapstad na Paarl		119.27	119.27	119.27	119.27	n/a	n/a	- Cape Town to Paarl
- Durban na Randfontein		460.20	460.20	460.20	460.20	460.20	460.20	- Durban to Randfontein
5 GELEWER:								5 DELIVERED:
- Kaapstad na Paarl R/t on		4457.27	5319.64	3918.68	4067.13	n/a	n/a	- Cape Town to Paarl R/t on
- Durban na Randfontein R/t on		4796.03	5658.40	4257.44	4405.89	3695.33	4274.49	- Durban to Randfontein R/t on

Notas/Notes: 2017/10/17

a Bron van pryse en vruggeld : IGC GMI
Source of prices and freight rates: IGC GMI

Termyn / Term	VAB/FOB US\$/tn	Vruggeld / Freight Rate: US\$/tn	Gars/Barley = US\$ + 1
Nov 2017	212.00	US (Golf / Gulf)	40.00
Nov 2017	276.00	Argentinië / Argentine (Upriver)	30.00
Des/Dec 2017	182.00	EEC (Bordeaux Hamburg)	24.00
Ok/Dec 2017	199.00	Australië / Australia (Eastern)	19.00
Ok/Dec 2017	206.00		20.00
Ok/Dec 2017	244.00		

b Vruggeld: bereken vir vrage van +/- 20 000 - 30 000t / Freight rates: calculated for freights of +/- 20 000 - 30 000t

c Finansieringskoste: 30 000t @ KAV @ primakoers vir 30 dae. Bron/Source: SARB 10.25% 2017/07/21
Financing cost: 30 000t @ CIF @ prime rate for 30 days.

d Aflaaiikoste / Discharging cost (R/tn):

	Koring/Wheat:	Gars/Barley:
Kaapstad /		
Cape Town:	191.47	199.17
Durban:	189.30	190.57

Bron / Source: Mainport/Africa Shipping

e Ingesluit: Kaaigelde, hantering, kaaibesig, agente/dokumentasie, logistiek & opnames (inspeksie van skeepsvrag).
Included: Wharfage, handling, wharf supervision, agent/documentation, logistic & survey (inspection of shipload).
Uitgesluit: Gesondheidsinspeksie-, skeepagentskapfoei, strookbetsingsfoei vir GMO, obergingskoste asook BTW en invoerbelasting.
Excluded: Health inspection fee, Ship agency fee, strip testing fees for GMO, storage costs as well as VAT and import duty.
N.B: Slegs 'n aanduiding, aangesien koste van opname beding kan word / N.B: Indication only, as cost of survey can be negotiated.

f Invoertarif / Import Tariff
Koring/Wheat = R752.40 p/tn
Gars/Barley = Vry/Free

g Neem asb. Kennis dat Spoorwet se standaard spoorvrag op 1 April 2017 verhoog het soos volg:
Kaapstad na Paarl R119.27 en Durban na Randfontein R460.20.
Please note that on 1 April 2017 Spoorwet's standard railage cost has increased as follows:
Cape Town to Paarl R119.27 and Durban to Randfontein R460.20.

12. IMPORT PARITY PRICES – OIL SEEDS (b)(e)(f)

12. INVOERPARITEITPRYSE - OLIESADE (b)(e)(f)

INVOERPARITEITPRYSE VAN OLIESADE (BTW UITGESLT)		2017/10/19							IMPORT PARITY PRICES OF OIL SEEDS (VAT EXCL)	
ITEM	Nota/ Note	Sojabone/ Soybeans	Sojabone/ Soybeans	Sojabone/ Soybeans	Sonneblom/ Sunflower	Canola	Grondbone/ Groundnuts	Grondbone/ Groundnuts	ITEM	
		VSA/ USA Golf/Gulf	Argentynse/ Argentine Up River	Brazilië/ Brazil Paranagua	EU Franse/ French Bordeaux	Kanadese/ Canadian Vancouver	Argentynse/ Argentine Raw Runners 40/50	VSA/ USA Raw Runners 40/50		
		\$/t	\$/t	\$/t	\$/t	\$/t	\$/t	\$/t		
Internasionale VAB pryse	a	380.00	380.00	389.00	385.00	421.00	1260.00 *	1210.00 *	International FOB prices	
Vraggeld	b	40.00	30.00	30.00	24.00	33.00	90.00	40.00	Freight Rates	
Assuransie (0.3% van VAB)		1.14	1.14	1.17	1.16	1.26	3.78	3.63	Insurance (0.3% of FOB)	
1 KOSTE, ASSURANSIE EN VRAG (KAV) \$/T		421.14	411.14	420.17	410.16	455.26	1353.78	1253.63	1 COST, INSURANCE AND FREIGHT (CIF) \$/T	
Omskakel na R/t		13.3224	13.3224	13.3224	13.3224	13.3224	13.3224	13.3224	Converted to R/t	
R/\$ Wisselkoers op: 2017/10/17		R/t	R/t	R/t	R/t	R/t	R/t	R/t	R/\$ Exchange rate on: 2017/10/17	
2 KOSTE, ASSURANSIE EN VRAG (KAV) R/t		5610.60	5477.37	5597.67	5464.32	6065.16	18035.60	16701.36	2 COST, INSURANCE AND FREIGHT (CIF) R/t	
Finansieringskoste	c	47.27	46.14	47.16	46.04	51.10	151.94	140.70	Financing cost	
3 KOSTE, ASSURANSIE, VRAG EN FINANSIERING R/t		5657.87	5523.51	5644.83	5510.36	6116.26	18187.54	16842.06	3 COST, INSURANCE, FREIGHT AND FINANCING R/t	
Aflaakoste: Durban	d, e	190.57	190.57	190.57	190.57	190.57	612.66	612.66	Discharging cost Durban	
Invoertarif:	f	405.00	405.00	414.59	0.00	560.87	1678.62	1612.01	Import Tariff	
4 VRY OP SPOOR (VOS) R/t Durban		6253.44	6119.08	6249.99	5700.93	6867.70	20478.82	19066.73	4 FREE ON RAIL (FOR) R/t Durban	
Spoorvragkoste	g								Railage cost	
- Durban na Randfontein		460.20	460.20	460.20	460.20	460.20	-	-	- Durban to Randfontein	
5 GELEWER:									5 DELIVERED:	
- Durban na Randfontein R/ton		6713.64	6579.28	6710.19	6161.13	7327.90	-	-	- Durban to Randfontein R/ton	

Notas/Notes:

a Bron van pryse en vraggeld / Source of prices and freight rates : IGC (GMI), Geogalos Peanut World & Oilworld
2017/10/17

Termyn / Term	US\$/ton (VAB/FOB)	Vraggeld/Freight Rate:	US\$/ton
Nov 2017	380.00	US Golf / Gulf	40.00
Okt/Oct 2017	380.00	Argentinië / Argentina	30.00
Okt/Oct 2017	389.00	EEC (Bordeaux/Hamburg)	24.00
Jan 2018	385.00	Kanada/Canada (North Pacific)	33.00
Okt/Oct 2017	421.00	Grondbone/Groundnuts (ARG)	90.00
Nov 2017	1260.00		
Nov 2017	1210.00		

b Vraggeld: bereken vir vragte van +/- 20 000 - 30 000t / Freight rates: calculated for freights of +/- 20 000 - 30 000t

c Finansieringskoste: 30 000t @ KAV @ primakoers vir 30 dae. Bron/Source: SARB 10.25% 2017/07/21

Financing cost: 30 000t @ CIF @ prime rate for 30 days.

d Aflaakoste / Discharging costs (R/ton):

	Sojabone/ Soybeans	Sonneblom/ Sunflower	Canola	Grondbone/ Groundnuts
Durban:	190.57	190.57	190.57	612.66

e Aflaakoste / Discharging fees:

Ingesluit Kaai gelde, hantering, kaaibesig, agente/dokumentasie, logistiek & opnames (inspeksie van skeepsvrag) /

Included: Wharfage, handling, wharf supervision, agent/documentation, logistic & survey (inspection of shipload).

Uitgesluit: Gesondheidsinspeksie-, skeepagentskapfooi, strooktoetsingsfooi vir GMO, obergingskoste asook BTW en invoerbelasting /

Excluded: Health inspection fee, Ship agency fee, strip testing fees for GMO, storage costs as well as VAT and import duty.

N.B: Slegs 'n aanduiding, aangesien koste van opname beding kan word / N.B: Indication only, as cost of survey can be negotiated.

f Invoertarif / Import Tariff:

Sojabone/Soybeans = 8% op VAB / on FOB

Sonneblom/Sunflower = Vry / Free

Canola = 10% op VAB / on FOB

Grondbone/Groundnuts = 10% op VAB / on FOB

g Neem asb. Kennis dat Spoornet se standaard spoorvrag op 1 April 2017 verhoog het na R460.20.

Please note that on 1 April 2017 Spoornet's standard railage cost has increased to R460.20.

* Kwotasies is k.a.v. pryse. VAB pryse dus berekende pryse (kav minus vraggeld) / Quotes are c.i.f. prices. FOB prices are therefore calculated prices (cif minus freight rates).

13. EXPORT PARITY PRICES (b)

13. UITVOERPARITEITSPRYSE (b)

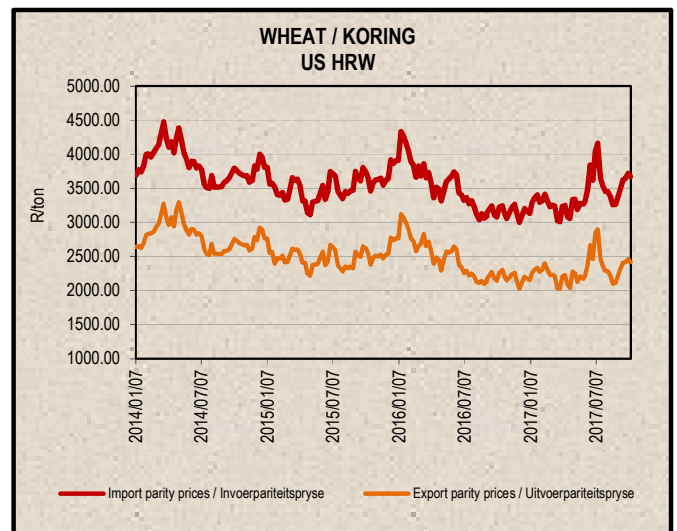
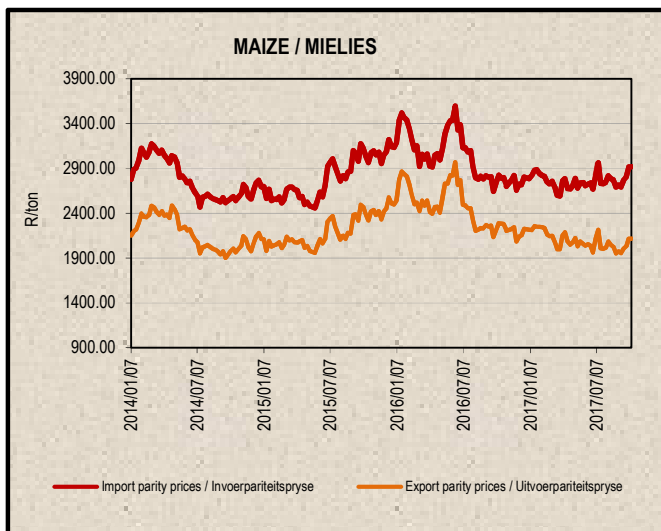
INDICATIVE EXPORT PARITY PRICES		2017/10/19			AANDUIDENDE UITVOERPARITEITSPRYSE	
This is only an example of how an export parity price can be calculated - it can vary according to need	US No3Y Maize/ Mielies Gulf/Golf (b)	US HRW Wheat/Koring Gulf/Golf (b)	US DNS 14% Wheat/Koring PNW (b)	Argentine Raw Runner 40/50 Groundnuts/ Grondbone (f)	Hierdie is slegs 'n voorbeeld van hoe 'n uitvoerpariteitsprys bereken kan word - dit kan varieer volgens behoefte	
	Nov 2017	Nov 2017	Nov 2017	Nov 2017		
FOB Gulf value (\$/t)	157.00	212.00	276.00	1260.00	VAB Golfwaarde (\$/t)	
Difference in quality and locality of SA ¹ Maize: Plus US\$10 (\$/t) Groundnuts: Less 3,5% of fob value	\$10.00			96,5%	Kwaliteits- en liggingsverskil van SA ¹ Mielies: Plus VSA\$10 (\$/t) Grondbone: Min 3,5% van vab waarde	
SA fob price (\$/t)	167.00	212.00	276.00	1215.90	SA vab prys (\$/t)	
Exchange rate (1\$=): (2017/10/17)	13.3224	13.3224	13.3224	13.3224	Wisselkoers (1\$=): (2017/10/17)	
FOB Gulf value (R/t)	2224.84	2824.35	3676.98	16198.71	VAB Golfwaarde (R/t)	
Marketing costs:					Bemerkings koste:	
Financing (Prime rate 10.25% - 30 days) (R/t)	18.74	23.79	30.98	136.47	Finansieringskoste (Primakoers 10.25% - 30 dae) (R/t)	
Railage: ² Randfontein – Durban harbour	460.20	460.20	460.20	-	Spoorvrag: ² Randfontein – Durbanhawe	
Loading costs: (R/t) ³ Durban Harbour (Mainly spout method)	170.98	182.97	182.97	508.83	Oplaaikoste: (R/t) ³ Durbanhawe (Hoofsaaklik tregter metode)	
EXPORT REALISATION (R/t):					UITVOER REALISASIE (R/t):	
Randfontein	1574.92	2157.39	3002.83	15553.41	Randfontein	

Difference in quality and locality of SA (As requested by the industry) 1 *Kwaliteits- en liggingsverskil van SA (Soos deur die bedryf versoek)*

As from 14 June 2012, the discount/rebate will no longer be used to calculate the export parity price on US HRW and a new calculation will be added for US DNS, also without the discount/rebate. Vanaf 14 Junie 2012 sal die diskonto/premie nie meer gebruik word by die berekening van die uitvoerpariteitprys van US HRW nie en 'n nuwe berekening word nou vir US DNS gedoen, ook sonder diskonto/premie.

Railage costs: Please note that on 1 April 2017 Spoornet's standard railage cost has increased to R460.20. 2 *Spoorvrag koste: Neem asb. Kennis dat Spoornet se standaard spoorvrag op 1 April 2017 verhoog het na R460.20.*

Loading costs, received from Mainport Africa Shipping: Included: Cargo dues, handling, wharf supervision, agency/documentation, logistics & surveys (inspection of cargo). Excluded: Ship agent fees, health & PPECB inspections, storage facility & transport costs to storage facility, VAT & duties. 3 *Oplaaikoste, ontvang van Mainport Africa Shipping: Ingesluit: Kaaigelde, hantering, kaaitoesig, agente/dokumentasie, logistiek & opnames (inspeksie van skeepsvrag) Uitgesluit: Skeepagentskaps-, inspeksie-, opbergings- en vervoerkoste na opbergingsfasiliteit, BTW & invoerbelasting.*



14. WEATHER

For local weather, please follow the link below:
www.weathersa.co.za

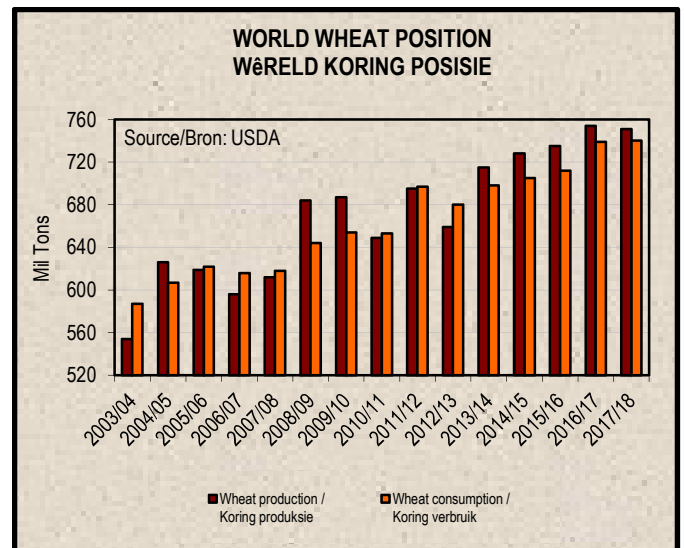
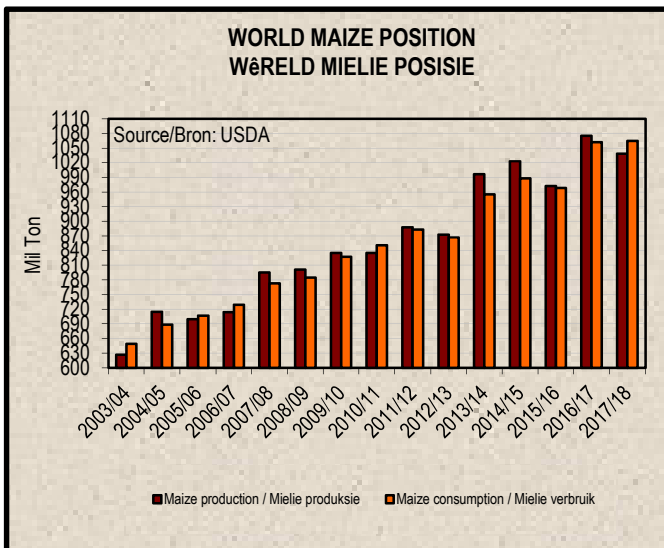
14. WEER

Vir plaaslike weer, volg asseblief die onderstaande skakel:
www.weathersa.co.za

15. SUNDRIES (g)

15. DIVERSE (g)

World Balance Sheet / Wêreld Balansstaat (2017/10/12)										
Million Ton	2017/18									Miljoen Ton
	Maize Mielies	Wheat Koring	Barley Gars	Sorghum	Oats Hawer	Ground-nuts Grond-bone	Canola/ Rape-seed	Soybeans Sojabone	Sunflower seed Sonne-blomsaad	
Production	1 039	751	142	61	23	43	72	348	46	Produksie
Consumption	1 065	740	147	61	24	18	70	301	43	Verbruik
Trade	151	182	25	7	2	4	16	151	2	Handel
Stock	201	268	19	5	2	2	5	96	2	Voorraad



Sources /Bronne:

(a) = Safex; (b) = International Grains Council; (c) = CBOT; (d) = KCBT;
 (e) = Oil World; (f) = Georganos Peanut World; (g) = USDA Fas-Online.

* Formula according to ITAC (International Trade Administration Commission of South Africa)/
 Formule volgens ITAC (International Trade Administration Commission of South Africa)

SAGIS

Nico Hawkins

General Manager / Hoofbestuurder

Indemnity/Vrywaring: Although everything has been done to ensure the accuracy of the information, neither SAGIS nor any of its directors or employees takes any responsibility for actions or losses that might occur as a result of the usage of this information. / Alhoewel alles gedoen is om te verseker dat die inligting korrek is, aanvaar nie SAGIS of enige van sy direkteure of werknemers verantwoordelikheid vir enige aksies of verliese as gevolg van die inligting wat gebruik is nie.