

SAGIS WEEKLY BULLETIN / SAGIS WEEKLIKSE BULLETIN

1. Producer Deliveries (ton):			1. Produsentelewerings (ton):	
Commodity	Latest week/ Jongste week: 4 - 10 Nov 2017	Total: current marketing year/ Totaal: huidige bemarkingsjaar	Total: same period previous marketing year/ Totaal: selfde periode vorige bemarkingsjaar	Kommoditeit
White maize	11 775	8 941 461	2 860 676	Witmielies
Yellow maize	5 609	6 049 056	3 443 245	Geelmielies
Total: maize	17 384	14 990 517	6 303 921	Totaal: mielies
Wheat	217 388	346 730	689 229	Koring

2. Imports (ton):			2. Invoere (ton):	
2.1 Imports for RSA			2.1 Invoere vir RSA	
Commodity	Latest week/ Jongste week: 4 - 10 Nov 2017	Total: current marketing year/ Totaal: huidige bemarkingsjaar	Total: same period previous marketing year/ Totaal: selfde periode vorige bemarkingsjaar	Kommoditeit
White maize	0	0	414 151	Witmielies
Yellow maize	0	0	928 943	Geelmielies
Maize Total	0	0	1 343 094	Mielies Totaal
Wheat	34 720	428 667	65 492	Koring
Origin of imports / Oorsprong van invoere				
	White maize/Witmielies	Yellow maize/Geelmielies	Wheat/Koring	
			Lithuania	
			Romania	
			Russia	
			Ukraine	
			USA	
2.2 Imports for other countries				
				2.2 Invoere vir ander lande
White maize	0	0	198 781	Witmielies
Yellow maize	0	0	10 440	Geelmielies
Maize Total	0	0	209 221	Mielies Totaal
Wheat	3 000	33 770	32 747	Koring
Origin of imports / Oorsprong van invoere				
	White maize/Witmielies	Yellow maize/Geelmielies	Wheat/Koring	
			Lithuania	
			Russia	
			Ukraine	
			USA	

3. Exports (ton):
3.1 RSA Exports

Commodity	Latest week/ Jongste week: 4 - 10 Nov 2017	Total: current marketing year/ Totaal: huidige bemarkingsjaar	Total: same period previous marketing year/ Totaal: selfde periode vorige bemarkingsjaar	Kommoditeit
White maize	7 647	510 696	276 048	Witmielies
Yellow maize	50 891	1 026 691	155 714	Geelmielies
Maize Total	58 538	1 537 387	431 762	Mielies Totaal
Wheat	34	1 648	2 257	Koring

3. Uitvoere (ton):
3.1 RSA Uitvoere
Destination of exports / Bestemming van uitvoere

White maize/Witmielies	Yellow maize/Geelmielies	Wheat/Koring
Botswana	Angola	Botswana
Kenya	Botswana	Namibia
Lesotho	Japan	
Mozambique	North Korea	
Namibia	South Korea	
Swaziland	Lesotho	
Uganda	Mozambique	
Zimbabwe	Namibia	
	Swaziland	
	Taiwan	
	Zimbabwe	

3.2 Imports for Exports

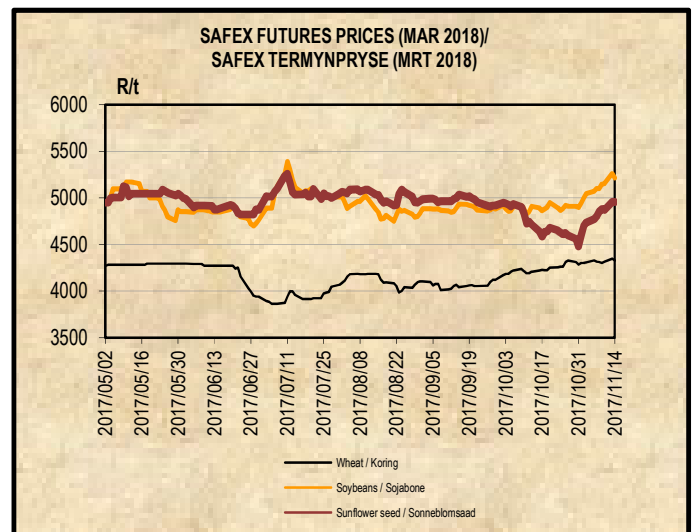
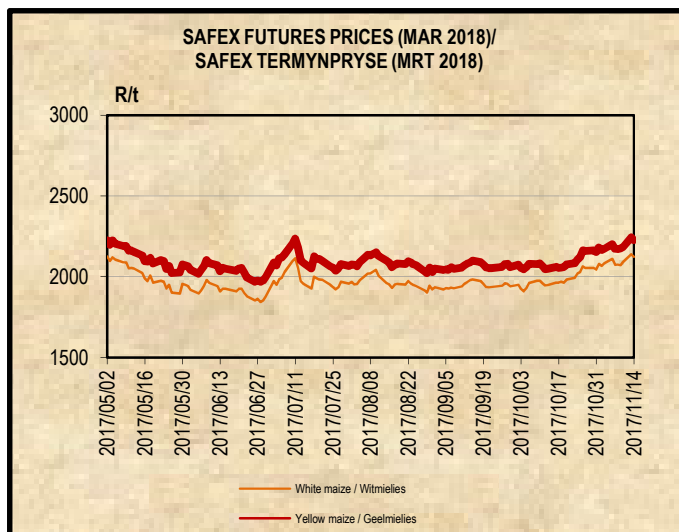
Commodity	0	24 867	90 532	Witmielies
White maize	0	0	4 901	Geelmielies
Yellow maize	0	24 867	95 433	Mielies Totaal
Maize Total	2 095	16 291	31 679	Koring
Wheat				

3.2 Invoere vir Uitvoere
Destination of exports / Bestemming van uitvoere

White maize/Witmielies	Yellow maize/Geelmielies	Wheat/Koring
Botswana		Botswana
Zimbabwe		Lesotho
		Swaziland

4. DOMESTIC PRICES PER SAFEX (R/t)(a)
4. PLAASLIKE PRYSE VOLGENS SAFEX (R/t)(a)

Commodity	Future Prices / Termynpryse (2017/11/14) R/ton					Kommoditeit
	Nov-17	Dec-17	Mar-18	May-18	Jul-18	
White maize	2049.00	2070.00	2123.00	2157.00	2203.00	Witmielies
Yellow maize	2154.00	2174.00	2226.00	2231.00	2271.00	Geelmielies
Wheat	4231.00	4238.00	4328.00	4373.00	4381.00	Koring
Sunflower	4816.00	4852.00	4956.00	4993.00	5090.00	Sonneblom
Soybeans	5089.00	5107.00	5215.00	5274.00	5372.00	Sojabone
Sorghum	N/A	2620.00	2850.00	2650.00	2950.00	Sorghum



5. IMPORT TARIFF ON MAIZE (b)*
5. INVOERTARIEF OP MIELIES (b)*

Derived US No2Y Yellow Maize fob (Gulf) (b)	2017-11-08	2017-11-09	2017-11-10	2017-11-13	2017-11-14	Afgeleide VSA No2Y Geelmielies vab (Golf) (b)
RSA Initial Reference Price	\$110.00					RSA Oorspronklike Verwysingsprys
Base price (\$/t)	117.65	117.65	117.65	117.65	117.65	Basisprys (\$/t)
Daily price (\$/t) (IGC)	159.60	157.60	156.60	155.60	154.60	Daaglikse prys (\$/t) (IGC)
Average of 21 days (\$/t)	158.84	158.79	158.65	158.41	158.17	Gemiddeld van 21 dae (\$/t)
Deviation from base price (\$/t)	-41.19	-41.14	-41.00	-40.76	-40.52	Afwyking van basisprys (\$/t)
Duty on maize (\$/t)	-48.84	-48.79	-48.65	-48.41	-48.17	Reg op mielies (\$/t)
R/\$ Exchange rate (average of 21 days)	13.8108	13.8374	13.8758	13.9249	13.9799	R/\$ Wisselkoers (gemiddeld van 21 dae)
Duty on maize before adjustment (R/t)	-674.52	-675.13	-675.06	-674.10	-673.41	Reg op mielies voor aanpassing (R/t)
Real effective exchange rate index	0.8418	0.8418	0.8418	0.8418	0.8418	Reële effektiewe wisselkoersindeks
Duty on maize (R/t)	-567.81	-568.32	-568.26	-567.46	-566.88	Reg op mielies (R/t)
Tariff Gazetted 2006/12/08	R0.00/t					Tarief gepubliseer 2006/12/08

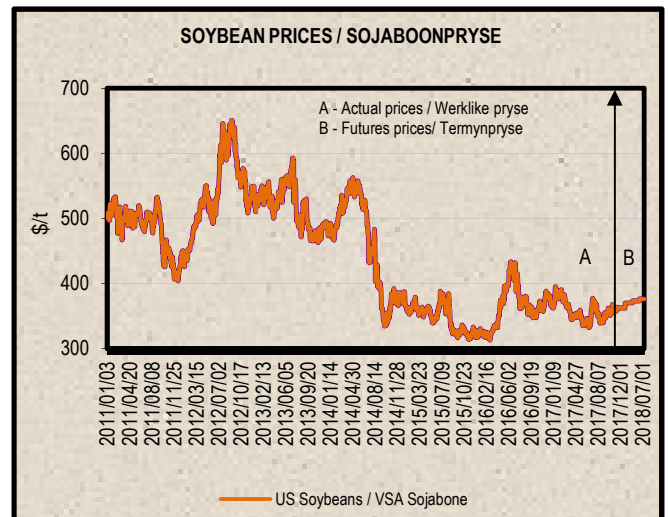
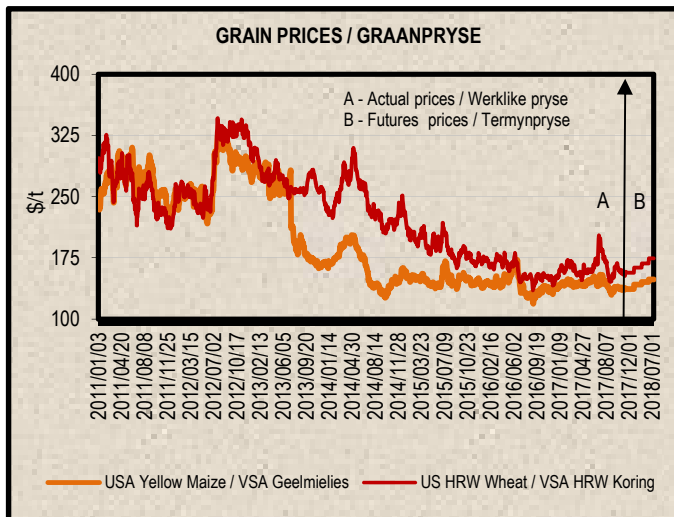
6. IMPORT TARIFF ON WHEAT (b)*
6. INVOERTARIEF OP KORING (b)*

US No2 HRW fob (Gulf)	2017/10/17	2017/10/24	2017/10/31	2017/11/07	2017/11/14	VSA No2 HRW vab (Golf)
RSA Initial Reference Price	279.00	279.00	279.00	279.00	279.00	RSA Oorspronklike Verwysingsprys
Base price (\$/t)	218.00	218.00	218.00	218.00	218.00	Basis prys (\$/t)
Weekly price (\$/t) (IGC)	212.00	215.00	214.00	222.00	223.00	Weeklikse prys (\$/t) (IGC)
3 Weeks moving average (\$/t)	213.67	213.00	213.67	217.00	219.67	3 Weke skuivende gemiddeld (\$/t)
Number of weeks that the deviation is more than \$10						Aantal weke wat die afwyking meer as \$10 is
Deviation from base price (\$/t)	4.33	5.00	4.33	1.00	-1.67	Afwyking van basisprys (\$/t)
Calculated duty on wheat (\$/t)	65.33	66.00	65.33	62.00	59.33	Berekende reg op koring (\$/t)
R/\$ exchange rate	13.3224	13.6619	14.0524	14.1763	14.4606	R/\$ wisselkoers
Calculated duty before adjustment (R/t)	870.35	901.69	918.04	878.93	857.95	Berekende reg voor aanpassing (R/t)
Real effective exchange rate Index	0.8604	0.8604	0.8418	0.8418	0.8418	Reële effektiewe wisselkoersindeks
Calculated duty on wheat (R/t)	748.85	775.81	772.81	739.88	722.22	Berekende reg op koring (R/t)
Tariff Gazetted 2017/11/03 (R/t)	R 910.00					Tarief gepubliseer 2017/11/03 (R/t)

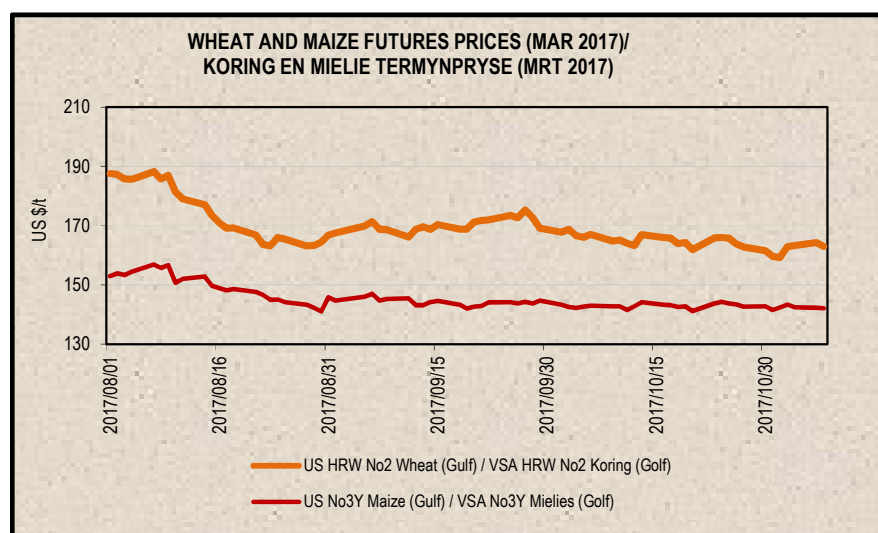
7. PRICES – INTERNATIONAL (US\$/t)

7. PRYSE - INTERNASIONAAL (VSA\$/t)

FOB (US\$/t)	Export Quotations/ Uitvoerkwotasie (b)(e)(f)				VAB (VSA\$/t)
	2017/11/14	2017/11/07	2017/10/31	2017/10/24	
US No 2 HRW Wheat (Gulf)	223.00	222.00	214.00	215.00	VSA No 2 HRW Koring (Golf)
US DNS Wheat 14% PNW	284.00	287.00	278.00	279.00	VSA DNS Koring 14% PNW
Argentine Wheat (Up River)	178.00	182.00	182.00	182.00	Argentynse Koring (Up River)
EC (France) Wheat (grade 1)	192.00	191.00	193.00	189.00	EU (Frankryk) Koring (graad 1)
EC (Germany) B Quality Wheat	196.00	196.00	199.00	196.00	EU (Duitsland) B Kwaliteit Koring
Black Sea Milling Wheat	193.00	193.00	194.00	194.00	Swart See Maalkoring
US No 3Y Maize (Gulf)	153.00	157.00	156.00	158.00	VSA No3Y Mielies (Golf)
Argentine Maize (Up River)	148.00	146.00	147.00	151.00	Argentynse Mielies (Up River)
US Sorghum (Gulf)	182.00	186.00	185.00	188.00	VSA Sorghum (Golf)
Argentine Sorghum (Up River)	124.00	124.00	124.00	126.00	Argentynse Sorghum (Up River)
US Soybeans (Gulf)	372.00	381.00	375.00	374.00	VSA Sojabone (Gulf)
Argentine Soybeans (Up River)	361.00	371.00	371.00	376.00	Argentynse Sojabone (Up River)
Canadian Canola	425.00	430.00	428.00	424.00	Kanadese Canola
Argentine Groundnuts Runners 40/50	1210.00	1210.00	1260.00	1260.00	Argentynse Grondbone 40/50 Runners
US Groundnuts Runners 40/50 shelled	1160.00	1160.00	1160.00	1210.00	VSA Grondbone 40/50 Runners uitgedop
Australian Malting Barley (Commander Malt)	251.00	252.00	254.00	207.00	Australiese Moutgars (Commander Mout)



Futures prices (US\$/t) / Termynpryse (VSA\$/t) (c)(d) (2017/11/14)							
Commodity	Dec-17	Mar-18	May-18	Jul-18	Sep-18	Dec-18	Kommoditeit
US No3 Yellow maize	132.83	137.95	141.33	144.32	147.24	150.78	VSA No3 Geelmielies
US No2 HRW wheat	157.26	163.58	168.06	174.24	180.48	189.38	VSA No2 HRW koring
US Soybeans	n/a	359.57	363.10	366.33	363.47	n/a	VSA Sojabone

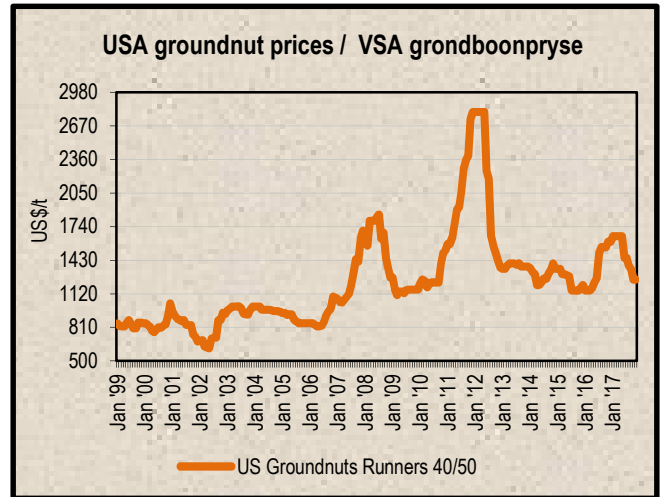
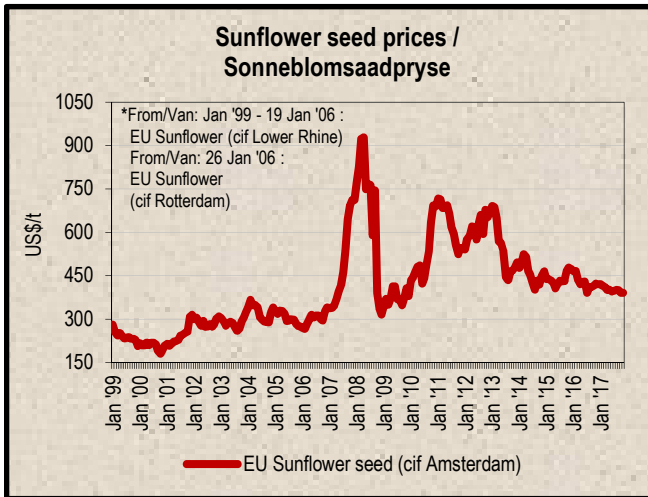


**8. LOWEST REPRESENTATIVE ASKING PRICES
(US\$/t)(e)(f)(Prices of previous week)**

**8. LAAGSTE VERTEENWOORDIGENDE PRYSE GEVRA
(Pryse van vorige week)(VSA\$/t)(e)(f)**

US\$/t	2017/11/09	2017/11/02	Change/ Verandering	VSA\$/t
Soybeans, Brazil, c.i.f. Rotterdam	423	421	0.5%	Sojabone, Brasilië, k.a.v. Rotterdam
Soybeans, USA, c.i.f. Rotterdam	402	403	-0.2%	Sojabone, VSA, k.a.v. Rotterdam
Groundnuts, USA Runners 40/50*	1250	1250	0.0%	Grondbone, VSA Runners 40/50*
Groundnuts, Argentine Runners 40/50*	1300	1300	0.0%	Grondbone, Argentynse Runners 40/50*
Groundnut-oil, c.i.f. Rotterdam	1370	1380	-0.7%	Grondboon-olie, k.a.v. Rotterdam
Sunflower seed, EU c.i.f. Amsterdam	392	390	0.5%	Sonneblomsaad, EU k.a.v. Amsterdam
Sunflower-oil, EU (fob) N.W. Europe	800	795	0.6%	Sonneblom-olie, EU (vab) N.W. Eur.
Rapeseed, Europe, 00, c.i.f. Hamburg	443	437	1.4%	Raapsaad, Europa, 00, k.a.v. Hamburg

* Shelled, c.i.f. Rotterdam * Uitgedop k a v Rotterdam



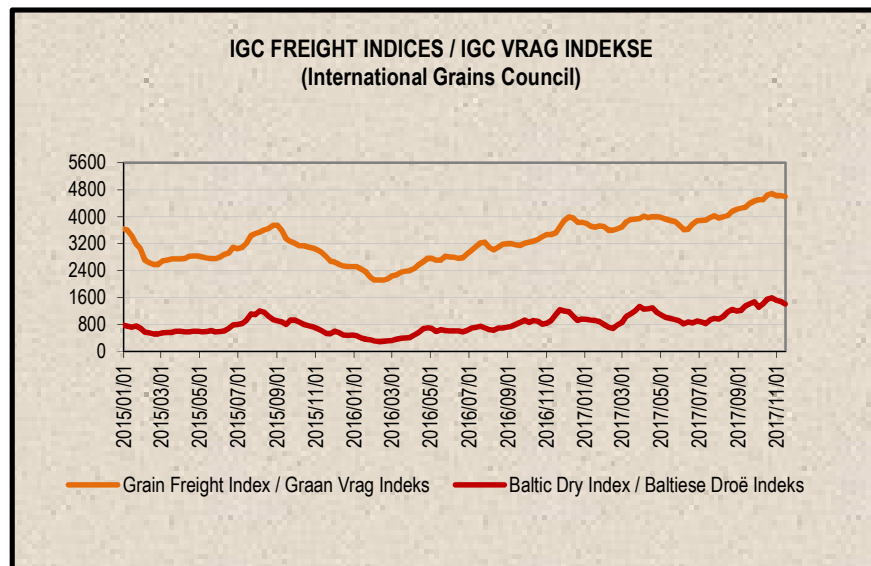
9. IGC FREIGHT INDICES (b)

9. IGC VRAG INDEKSE (b)

IGC FREIGHT INDICES / IGC VRAG INDEKSE							
	2017/10/10	2017/10/17	2017/10/24	2017/10/31	2017/11/07	2017/11/14	
Grain Freight Index*	4505	4642	4691	4622	4622	4593	Graan Vrag Indeks*
Baltic Dry Index	1418	1552	1588	1522	1477	1405	Baltiese Droë Indeks

* IGC Grain Freight Index represents 15 major grain routes, including five from the United States of America, and two each from other main exporting nations (including Argentina, Black Sea, Europe and Canada); with base an average of the four weeks ending 11 May 2005 = 6000. The updated indices will be available on Thursdays on SAGIS' website.

* IGC Graan Vrag Indeks verteenwoordig 15 hoof graanroetes, insluitende vyf vanaf die Verenigde State van Amerika, en twee elk van ander hoof uitvoemasies (insluitende Argentinië, Swart See, Europa en Kanada); met basis 'n gemiddeld van die vier weke geëindig 11 Mei 2005 = 6000. Die opgedateerde indekse sal Donderdae op SAGIS se webwerf beskikbaar



10. IMPORT PARITY PRICES – SUMMER GRAINS (b)

10. INVOERPARITEITPRYSE - SOMERGRANE (b)

INVOERPARITEITPRYSE VAN SOMERGRANE (BTW UITGESLT)			2017/11/16			IMPORT PARITY PRICES OF SUMMER GRAINS (VAT EXCL)		
ITEM	Nota/ Note	Mielies/Maize	Mielies/Maize	Sorghum	Sorghum	Sorghum	ITEM	
		VSA/ USA Golf/Gulf (no.3Y) \$/t	Argentynse/ Argentine Up River \$/t	VSA/ USA Golf/Gulf \$/t	Argentynse/ Argentine Up River \$/t	Australiese/ Australian Brisbane \$/t		
Internasionale VAB pryse	a	153.00	148.00	182.00	124.00	234.00	International FOB prices	
Vraggeld	b	40.00	30.00	40.00	30.00	18.00	Freight Rates	
Assuransie (0.3% van VAB)		0.46	0.44	0.55	0.37	0.70	Insurance (0.3% of FOB)	
1 KOSTE, ASSURANSIE EN VRAG (KAV) \$/T		193.46	178.44	222.55	154.37	252.70	1 COST, INSURANCE AND FREIGHT (CIF) \$/T	
R/\$ Wisselkoers op: 2017/11/14	<i>Omskakel na R/t</i>	14.4606	14.4606	14.4606	14.4606	14.4606	R/\$ Exchange rate on: 2017/11/14	
2 KOSTE, ASSURANSIE EN VRAG (KAV) R/t		2797.55	2580.35	3218.21	2232.28	3654.19	2 COST, INSURANCE AND FREIGHT (CIF) R/t	
Finansieringskoste	c	23.57	21.74	27.11	18.81	30.79	Financing cost	
3 KOSTE, ASSURANSIE, VRAG EN FINANSIERING R/t		2821.12	2602.09	3245.32	2251.09	3684.98	3 COST, INSURANCE, FREIGHT AND FINANCING R/t	
Afvaakoste:	d, e						Discharging cost:	
- Kaapstad		191.47	191.47	n/a	n/a	n/a	- Cape Town	
- Durban		185.45	185.45	190.57	190.57	190.57	- Durban	
Invoertarif	f	0.00	0.00	78.95	53.79	101.51	Import Tariff	
4 VRY OP SPOOR (VOS) R/t		3012.59	2793.56	n/a	n/a	n/a	4 FREE ON RAIL (FOR) R/t	
- Kaapstad		3006.57	2787.54	3324.27	2304.88	3786.49	- Cape Town	
- Durban							- Durban	
Spoorvragkoste	g	460.20	460.20	460.20	460.20	460.20	Railage cost	
- Durban na Randfontein							- Durban to Randfontein	
5 GELEWER:							5 DELIVERED:	
- Durban na Randfontein R/ton		3466.77	3247.74	3784.47	2765.08	4246.69	- Durban to Randfontein R/ton	

Notas/Notes:

a Bron van pryse en vraggeld : IGC GMI
Source of prices and freight rates: IGC GMI

2017/11/14

Termyn / Term	US\$/ton (VAB/FOB)	Vraggeld/Freight Rate:	US\$/ton
Mielies/Maize: VSA/USA (Golf/Gulf No.3Y)	153.00	US Golf / Gulf	40.00
Mielies/Maize: Argentynse/Argentine (Up River)	148.00	Argentynse / Argentine	30.00
Sorghum: VSA/USA (Golf / Gulf/Milo)	182.00	Australië/Australia	18.00
Sorghum: Argentynse/Argentine (Up River)	124.00		
Sorghum: Australië/Australia (Brisbane)	234.00		

b Vraggeld: bereken vir vragte van +/- 20 000 - 30 000t / Freight rates: calculated for freights of +/- 20 000 - 30 000t

c Finansieringskoste: 30 000t @ KAV @ primakoers vir 30 dae. Bron/Source: SARB 10.25% 2017/07/21
Financing cost: 30 000t @ CIF @ prime rate for 30 days.

d Afvaakoste / Discharging costs (R/ton):

	Mielies/Maize:	Sorghum
Kaapstad / Cape Town:	191.47	n/a
Durban:	185.45	190.57

Bron / Source: Mainport Africa Shipping

e Ingesluit: Kaai gelde, hantering, kaaibesig, agente/dokumentasie, logistiek & opnames (inspeksie van skeepsvrag) / Included: Wharfage, handling, wharf supervision, agent/documentation, logistic & survey (inspection of shipload).

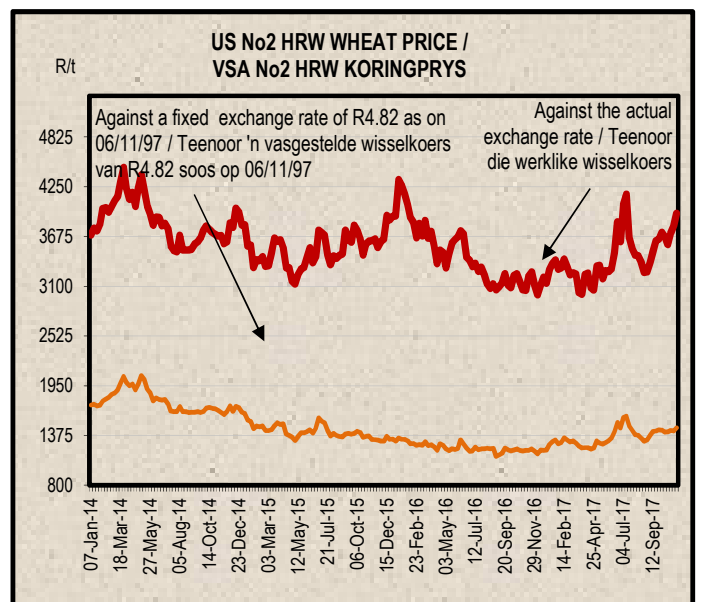
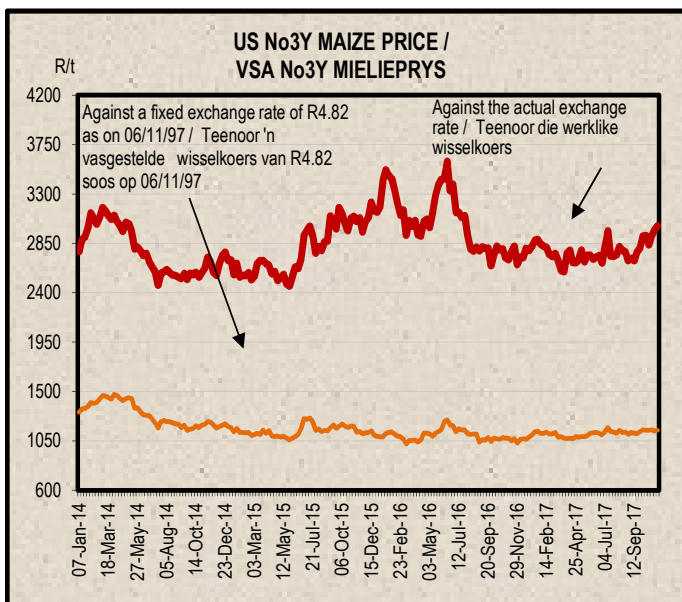
Uitgesluit: Gesondheidsinspeksie-, skeepsaentskapfooi, strooktoetsingsfooi vir GMO, opebergingskoste asook BTW en invoerbelasting / Excluded: Health inspection fee, Ship agency fee, strip testing fees for GMO, storage costs as well as VAT and import duty.

N.B: Slegs 'n aanduiding, aangesien koste van opname beding kan word / N.B: Indication only, as cost of survey can be negotiated.

f Invoertarif / Import Tariff:

Mielies/Maize = Vry / Free
Sorghum = 3% op VAB / on FOB

g Neem asb. kennis dat Spoornet se standaard spoorvrag op 1 April 2017 verhoog het na R460.20.
Please note that Spoornet's standard railage cost has increased on 1 April 2017 to R460.20.



11. IMPORT PARITY PRICES – WINTER CEREALS (b)

11. INVOERPARITEITPARYSE - WINTERGRANE (b)

INVOERPARITEITPARYSE VAN WINTERGRANE (BTW UITGESLT)		2017/11/16				IMPORT PARITY PRICES OF WINTER CEREALS (VAT EXCL)		
ITEM	Nota/ Note	Koring/Wheat	Koring/Wheat	Koring/Wheat	Koring/Wheat	Gars/Barley	Gars/Barley	ITEM
		VSA/ USA Golf/Gulf	VSA/ USA PNW	Argentynse/ Argentine Up River	EU Duitsland/ Germany B kwaliteit/ quality	Australiese/ Australian Fremantle	Frans/ French Rouen	
		HRW	DNS	Trigo Pan		Mout/Malting	Mout/Malting	
Internasionale VAB pryse	a	\$/t	\$/t	\$/t	\$/t	\$/t	\$/t	International FOB prices
Vraggeld	b	223.00	284.00	178.00	196.00	251.00	244.00	Freight Rates
Assuransie (0.3% van VAB)		40.00	40.00	30.00	25.00	19.00	26.00	Insurance (0.3% of FOB)
1 KOSTE, ASSURANSIE EN VRAG (KAV) \$/T		0.67	0.85	0.53	0.59	0.75	0.73	1 COST, INSURANCE AND FREIGHT (CIF) \$/T
<i>Omskakel na R/t</i>		263.67	324.85	208.53	221.59	270.75	270.73	<i>Converted to R/t</i>
R/\$ Wisselkoers op: 2017/11/14		14.4606	14.4606	14.4606	14.4606	14.4606	14.4606	R/\$ Exchange rate on: 2017/11/14
2 KOSTE, ASSURANSIE EN VRAG (KAV) R/t		R/t	R/t	R/t	R/t	R/t	R/t	2 COST, INSURANCE AND FREIGHT (CIF) R/t
		3812.83	4697.53	3015.47	3204.32	3915.21	3914.92	
Finansieringskoste	c	32.12	39.58	25.40	27.00	32.98	32.98	Financing cost
3 KOSTE, ASSURANSIE, VRAG EN FINANSIERING R/t		3844.95	4737.11	3040.87	3231.32	3948.19	3947.90	3 COST, INSURANCE, FREIGHT AND FINANCING R/t
Aflaai-koste	d, e							Discharging cost
3.1 Kaapstad (Hoofsaaklik kaaihyskraan metode)		191.47	191.47	191.47	191.47	199.17	199.17	3.1 Cape Town (Mainly shore cranes method)
3.2 Durban (Hoofsaaklik suig-in-silo metode)		189.30	189.30	189.30	189.30	190.57	190.57	3.2 Durban (Mainly suction into silo method)
Invoertarif op koring	f	910.00	910.00	910.00	910.00	0.00	0.00	Import Tariff on wheat
4 VRY OP SPOOR (VOS) R/t								4 FREE ON RAIL (FOR) R/t
4.1 Kaapstadhawe		4946.42	5838.58	4142.34	4332.79	4147.36	4147.07	4.1 Cape Town Harbour
4.2 Durbanhawe		4944.25	5836.41	4140.17	4330.62	4138.76	4138.47	4.2 Durban Harbour
Spoorvragkoste	g							Railage cost
- Kaapstad na Paarl		119.27	119.27	119.27	119.27	n/a	n/a	- Cape Town to Paarl
- Durban na Randfontein		460.20	460.20	460.20	460.20	460.20	460.20	- Durban to Randfontein
5 GELEWER:								5 DELIVERED:
- Kaapstad na Paarl R/ton		5065.69	5957.85	4261.61	4452.06	n/a	n/a	- Cape Town to Paarl R/ton
- Durban na Randfontein R/ton		5404.45	6296.61	4600.37	4790.82	4598.96	4598.67	- Durban to Randfontein R/ton

Notas/Notes: 2017/11/14

a Bron van pryse en vraggeld : IGC GMI
Source of prices and freight rates: IGC GMI

Termyn / Term	VAB/FOB US\$/bn	Vraggeld / Freight Rate: US\$/bn	Gars/Barley = US\$ + 1
Nov 2017	223.00	US (Golf / Gulf)	40.00
Nov 2017	284.00	Argenië / Argentine (Upriver)	30.00
Jan 2018	178.00	EEC (Bordeaux Hamburg)	25.00
Nov 2017	196.00	Australië / Australia (Eastern)	18.00
Nov 2017	251.00		
Nov 2017	244.00		

b Vraggeld: bereken vir vrugte van +/- 20 000 - 30 000t. / Freight rates: calculated for freights of +/- 20 000 - 30 000t.

c Finansieringskoste: 30 000t @ KAV @ primakoers vir 30 dae. Bron/Source: SARB 10.25% 2017/07/21
Financing cost: 30 000t @ CIF @ prime rate for 30 days.

d Aflaai-koste / Discharging cost (R/ton):

	Koring/Wheat	Gars/Barley:
Kaapstad /		
Cape Town:	191.47	199.17
Durban:	189.30	190.57

Bron / Source: Mainport Africa Shipping

e Ingesluit: Kaai- en hantiering, kaai- en hantiering, agente/dokumentasie, logistiek en opnames (inspeksie van skeepsvrug).
Included: Wharfage, handling, wharf supervision, agent documentation, logistic & survey (inspection of shipload).
Uitgesluit: Gesondheidsinspeksie-, skeepsagentskapfoei, strookbetsingsfoei vir GMO, obergingskoste asook BTW en invoerbelasting.
Excluded: Health inspection fee, Ship agency fee, strip testing fees for GMO, storage costs as well as VAT and import duty.
N.B. Stegs 'n aanduiding, aangesien koste van opname beding kan word / N.B. Indication only, as cost of survey can be negotiated.

f Invoertarif / Import Tariff:
Koring/Wheat = R910.00 p/bn
Gars/Barley = Vry/Free

g Neem asb. Kennis dat Spoorsetse standaard spoorvrag op 1 April 2017 verhoog het soos volg:
Kaapstad na Paarl R119.27 en Durban na Randfontein R460.20.
Please note that on 1 April 2017 Spoorset's standard railage cost has increased as follows:
Cape Town to Paarl R119.27 and Durban to Randfontein R460.20.

12. IMPORT PARITY PRICES – OIL SEEDS (b)(e)(f)

12. INVOERPARITEITPRYSE - OLIESADE (b)(e)(f)

INVOERPARITEITPRYSE VAN OLIESADE (BTW UITGESLT)		2017/11/16							IMPORT PARITY PRICES OF OIL SEEDS (VAT EXCL)	
ITEM	Nota/ Note	Sojabone/ Soybeans	Sojabone/ Soybeans	Sojabone/ Soybeans	Sonneblom/ Sunflower	Canola	Grondbone/ Groundnuts	Grondbone/ Groundnuts	ITEM	
		VSA/ USA Golf/Gulf	Argentynse/ Argentine Up River	Brazilië/ Brazil Paranagua	EU Franse/ French Bordeaux	Kanadese/ Canadian Vancouver	Argentynse/ Argentine Raw Runners 40/50	VSA/ USA Raw Runners 40/50		
		\$/t	\$/t	\$/t	\$/t	\$/t	\$/t	\$/t		
Internasionale VAB pryse	a	372.00	361.00	382.00	389.00	425.00	1210.00	1160.00	International FOB prices	
Vraggeld	b	40.00	30.00	30.00	25.00	32.00	90.00	40.00	Freight Rates	
Assuransie (0.3% van VAB)		1.12	1.08	1.15	1.17	1.28	3.63	3.48	Insurance (0.3% of FOB)	
1 KOSTE, ASSURANSIE EN VRAG (KAV) \$/T Omskakel na R/t R/\$ Wisselkoers op: 2017/11/14		413.12	392.08	413.15	415.17	458.28	1303.63	1203.48	1 COST, INSURANCE AND FREIGHT (CIF) \$/T Converted to R/t R/\$ Exchange rate on: 2017/11/14	
2 KOSTE, ASSURANSIE EN VRAG (KAV) R/t		14.4606	14.4606	14.4606	14.4606	14.4606	14.4606	14.4606	2 COST, INSURANCE AND FREIGHT (CIF) R/t	
3 KOSTE, ASSURANSIE, VRAG EN FINANSIERING R/t	c	5973.96	5669.71	5974.40	6003.61	6627.00	18851.27	17403.04	3 COST, INSURANCE, FREIGHT AND FINANCING R/t	
Finansieringskoste		50.33	47.77	50.33	50.58	55.83	158.82	146.61	Financing cost	
4 VRY OP SPOOR (VOS) R/t Durban	d, e	6024.29	5717.48	6024.73	6054.19	6682.83	19010.09	17549.65	4 FREE ON RAIL (FOR) R/t Durban	
Aflaakoste: Durban	f	190.57	190.57	190.57	190.57	190.57	612.66	612.66	Discharging cost Durban	
Invoertarif:		430.35	417.62	441.92	0.00	614.58	1749.73	1677.43	Import Tariff	
5 GELEWER: - Durban na Randfontein R/ton	g	6645.21	6325.67	6657.22	6244.76	7487.98	21372.48	19839.74	5 DELIVERED: - Durban to Randfontein R/ton	
		460.20	460.20	460.20	460.20	460.20	-	-	Railage cost - Durban to Randfontein	
		7105.41	6785.87	7117.42	6704.96	7948.18	-	-		

Notas/Notes:

a Bron van pryse en vraggeld / Source of prices and freight rates : IGC (GMI), Geogalos Peanut World & Oilworld 2017/11/14

Termyn / Term	US\$/ton (VAB/FOB)	Vraggeld/Freight Rate:	US\$/ton
Nov 2017	372.00	US Golf / Gulf	40.00
Nov 2017	361.00	Argentinië / Argentina	30.00
Feb 2017	382.00	EEC (Bordeaux/Hamburg)	25.00
Jan 2018	389.00	Kanada/Canada (North Pacific)	32.00
Nov 2017	425.00	Grondbone/Groundnuts (ARG)	90.00
Des/Dec 2017	1210.00		
Des/Dec 2017	1160.00		

b Vraggeld: bereken vir vragte van +/- 20 000 - 30 000t / Freight rates: calculated for freights of +/- 20 000 - 30 000t

c Finansieringskoste: 30 000t @ KAV @ primakoers vir 30 dae. Bron/Source: SARB 10.25% 2017/07/21
Financing cost: 30 000t @ CIF @ prime rate for 30 days.

d Aflaakoste / Discharging costs (R/ton):

	Sojabone/ Soybeans	Sonneblom/ Sunflower	Canola	Grondbone/ Groundnuts
Durban:	190.57	190.57	190.57	612.66

e Aflaakoste / Discharging fees:

Ingesluit Kaai gelde, hantering, kaaibesig, agente/dokumentasie, logistiek & opnames (inspeksie van skeepsvrag) /

Included: Wharfage, handling, wharf supervision, agent/documentation, logistic & survey (inspection of shipload).

Uitgesluit: Gesondheidsinspeksie-, skeepagentskapfooi, strooktoetsingsfooi vir GMO, opebergingskoste asook BTW en invoerbelasting /

Excluded: Health inspection fee, Ship agency fee, strip testing fees for GMO, storage costs as well as VAT and import duty.

N.B: Slegs 'n aanduiding, aangesien koste van opname beding kan word / N.B: Indication only, as cost of survey can be negotiated.

f Invoertarif / Import Tariff:

Sojabone/Soybeans = 8% op VAB / on FOB

Sonneblom/Sunflower = Vry / Free

Canola = 10% op VAB / on FOB

Grondbone/Groundnuts = 10% op VAB / on FOB

g Neem asb. Kennis dat Spoornet se standaard spoorvrag op 1 April 2017 verhoog het na R460.20.

Please note that on 1 April 2017 Spoornet's standard railage cost has increased to R460.20.

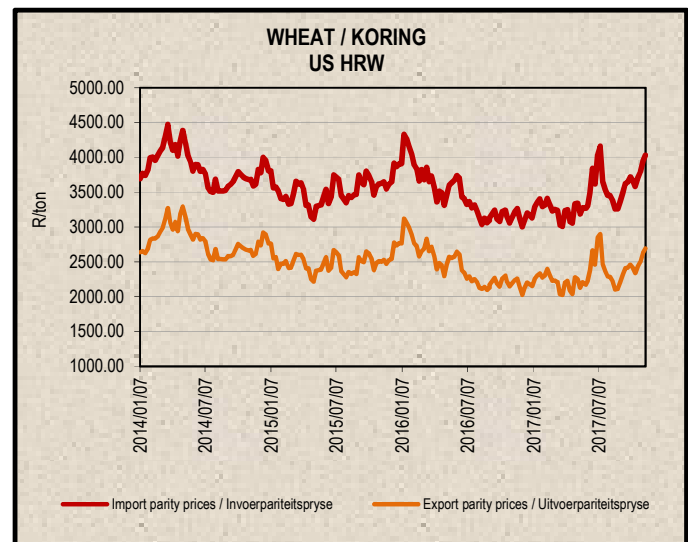
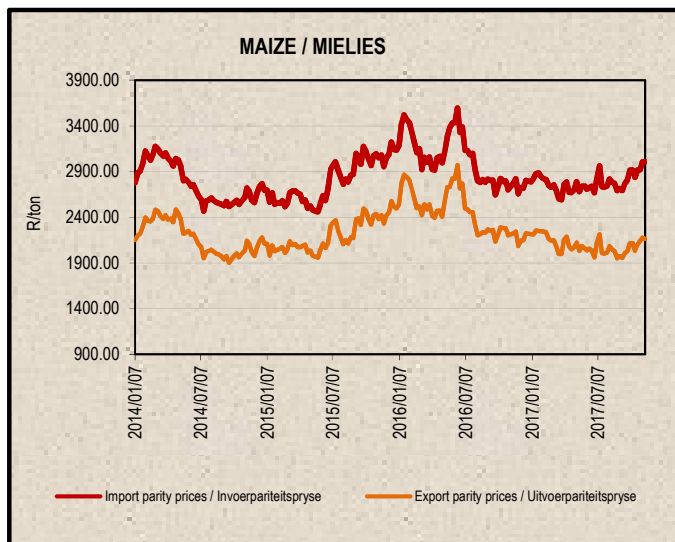
* Kwotasies is k.a.v. pryse. VAB pryse dus berekende pryse (kav minus vraggeld) / Quotes are c.i.f. prices. FOB prices are therefore calculated prices (cif minus freight rates).

13. EXPORT PARITY PRICES (b)

13. UITVOERPARITEITSPRYSE (b)

INDICATIVE EXPORT PARITY PRICES		2017/11/16			AANDUIDENDE UITVOERPARITEITSPRYSE	
This is only an example of how an export parity price can be calculated - it can vary according to need	US No3Y Maize/ Mielies Gulf/Golf (b)	US HRW Wheat/Koring Gulf/Golf (b)	US DNS 14% Wheat/Koring PNW (b)	Argentine Raw Runner 40/50 Groundnuts/ Grondbone (f)	Hierdie is slegs 'n voorbeeld van hoe 'n uitvoerpariteitsprys bereken kan word - dit kan varieer volgens behoefte	
	Nov 2017	Nov 2017	Nov 2017	Dec/Des 2017		
FOB Gulf value (\$/t)	153.00	223.00	284.00	1210.00	VAB Golfwaarde (\$/t)	
Difference in quality and locality of SA ¹ Maize: Plus US\$10 (\$/t)	\$10.00				Kwaliteits- en liggingsverskil van SA ¹ Mielies: Plus VSA\$10 (\$/t)	
Groundnuts: Less 3,5% of fob value				96,5%	Grondbone: Min 3,5% van vab waarde	
SA fob price (\$/t)	163.00	223.00	284.00	1167.65	SA vab prys (\$/t)	
Exchange rate (1\$=): (2017/11/14)	14.4606	14.4606	14.4606	14.4606	Wisselkoers (1\$=): (2017/11/14)	
FOB Gulf value (R/t)	2357.08	3224.71	4106.81	16884.92	VAB Golfwaarde (R/t)	
Marketing costs:					Bemerkings koste:	
Financing (Prime rate 10.25% - 30 days) (R/t)	19.86	27.17	34.60	142.25	Finansieringskoste (Primakoers 10.25% - 30 dae) (R/t)	
Railage: ² Randfontein – Durban harbour	460.20	460.20	460.20	-	Spoorvrag: ² Randfontein – Durbanhawe	
Loading costs: (R/t) ³ Durban Harbour (Mainly spout method)	170.98	182.97	182.97	508.83	Oplaaikoste: (R/t) ³ Durbanhawe (Hoofsaaklik regter metode)	
EXPORT REALISATION (R/t):					UITVOER REALISASIE (R/t):	
Randfontein	1706.04	2554.37	3429.04	16233.84	Randfontein	

<p><i>Difference in quality and locality of SA (As requested by the industry)</i> As from 14 June 2012, the discount/rebate will no longer be used to calculate the export parity price on US HRW and a new calculation will be added for US DNS, also without the discount/rebate.</p> <p><i>Railage costs:</i> Please note that on 1 April 2017 Spoornet's standard railage cost has increased to R460.20.</p> <p><i>Loading costs, received from Mainport Africa Shipping:</i> Included: Cargo dues, handling, wharf supervision, agency/documentation, logistics & surveys (inspection of cargo). Excluded: Ship agent fees, health & PPECB inspections, storage facility & transport costs to storage facility, VAT & duties.</p>	<p>1</p> <p>2</p> <p>3</p>	<p><i>Kwaliteits- en liggingsverskil van SA (Soos deur die bedryf versoek)</i> Vanaf 14 Junie 2012 sal die diskonto/premie nie meer gebruik word by die berekening van die uitvoerpariteitsprys van US HRW nie en 'n nuwe berekening word nou vir US DNS gedoen, ook sonder diskonto/premie.</p> <p><i>Spoorvrag koste:</i> Neem asb. Kennis dat Spoornet se standaard spoorvrag op 1 April 2017 verhoog het na R460.20.</p> <p><i>Oplaaikoste, ontvang van Mainport Africa Shipping:</i> Ingesluit: Kaagelde, hantering, kaaitoesig, agente/dokumentasie, logistiek & opnames (inspeksie van skeepsvrag) Uitgesluit: Skeepagentskaps-, inspeksie-, opbergings- en vervoerkoste na opbergingsfasiliteit, BTW & invoerbelasting.</p>
--	----------------------------	---



14. WEATHER

For local weather, please follow the link below:
www.weathersa.co.za

14. WEER

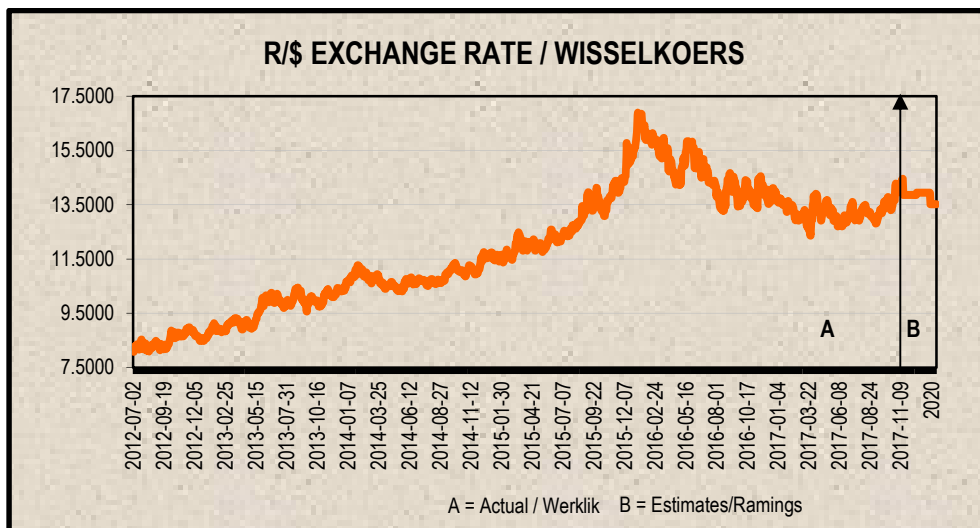
Vir plaaslike weer, volg asseblief die onderstaande skakel:
www.weathersa.co.za

15. SUNDRIES (g)

15. DIVERSE (g)

ECONOMIC INDICATORS						Oct 2017	Q4
Average of economic indicators as received from commercial banks							
	EXCHANGE RATE		INFLATION		PRIME INTEREST		
	R/\$		%		%		
	2017	2018	2017	2018	2017	2018	
1st quarter	13.2322 #	13.9433	6.3 #	4.9	10.50 #	10.04	
2nd quarter	13.2094 #	13.8641	5.3 #	5.1	10.50 #	10.00	
3rd quarter	13.1844 #	13.8057	4.8 #	5.3	10.25 #	10.00	
4th quarter	13.5281	13.7933	4.9	5.4	10.13	10.06	
Year average	13.2885	13.8508	5.3	5.2	10.35	10.03	
Year end	13.5281	13.7933	4.9	5.4	10.13	10.06	
	2019	2020	2019	2020	2019	2020	
Year average	13.9392	13.5113	5.3	5.5	10.00	10.48	
Year end	14.1051	13.6240	5.4	5.4	10.25	10.53	

= Replaced with SARB Quarterly Bulletin figures



Sources / Bronne:

(a) = Safex; (b) = International Grains Council; (c) = CBOT; (d) = KCBT;
 (e) = Oil World; (f) = Geogalos Peanut World; (g) = SARB, ABSA, FNB, Investec, Nedbank.
 * Formula according to ITAC (International Trade Administration Commission of South Africa)/
 Formule volgens ITAC (International Trade Administration Commission of South Africa)

SAGIS
 Nico Hawkins
 General Manager / Hoofbestuurder

Indemnity/Vrywaring: Although everything has been done to ensure the accuracy of the information, neither SAGIS nor any of its directors or employees takes any responsibility for actions or losses that might occur as a result of the usage of this information. / Alhoewel alles gedoen is om te verseker dat die inligting korrek is, aanvaar nie SAGIS of enige van sy direkteure of werknemers verantwoordelikheid vir enige aksies of verliese as gevolg van die inligting wat gebruik is nie.