

**SAGIS WEEKLY BULLETIN / SAGIS WEEKLIKSE BULLETIN**

1. Producer Deliveries (ton):			1. Produsentelewerings (ton):	
Commodity	Latest week/ Jongste week: 11 - 17 Nov 2017	Total: current marketing year/ Totaal: huidige bemarkingsjaar	Total: same period previous marketing year/ Totaal: selfde periode vorige bemarkingsjaar	Kommoditeit
White maize	13 220	8 972 056	2 864 857	Witmielies
Yellow maize	4 120	6 059 544	3 448 922	Geelmielies
Total: maize	17 340	15 031 600	6 313 779	Totaal: mielies
Wheat	168 302	515 774	922 846	Koring

2. Imports (ton):			2. Invoere (ton):	
2.1 Imports for RSA			2.1 Invoere vir RSA	
Commodity	Latest week/ Jongste week: 11 - 17 Nov 2017	Total: current marketing year/ Totaal: huidige bemarkingsjaar	Total: same period previous marketing year/ Totaal: selfde periode vorige bemarkingsjaar	Kommoditeit
White maize	0	0	440 321	Witmielies
Yellow maize	0	0	955 762	Geelmielies
Maize Total	0	0	1 396 083	Mielies Totaal
Wheat	32 544	461 947	70 213	Koring
<b>Origin of imports / Oorsprong van invoere</b>				
	<b>White maize/Witmielies</b>	<b>Yellow maize/Geelmielies</b>	<b>Wheat/Koring</b>	
			Lithuania	
			Romania	
			Russia	
			Ukraine	
			USA	
<b>2.2 Imports for other countries</b>				
White maize	0	0	255 065	Witmielies
Yellow maize	0	0	10 440	Geelmielies
Maize Total	0	0	265 505	Mielies Totaal
Wheat	0	34 671	51 213	Koring
<b>Origin of imports / Oorsprong van invoere</b>				
	<b>White maize/Witmielies</b>	<b>Yellow maize/Geelmielies</b>	<b>Wheat/Koring</b>	
			Lithuania	
			Russia	
			Ukraine	
			USA	

### 3. Exports (ton):

#### 3.1 RSA Exports

Commodity	Latest week/ Jongste week: 11 - 17 Nov 2017	Total: current marketing year/ Totaal: huidige bemarkingsjaar	Total: same period previous marketing year/ Totaal: selfde periode vorige bemarkingsjaar	Kommoditeit
White maize	8 925	519 621	286 098	Witmielies
Yellow maize	3 560	1 030 323	164 567	Geelmielies
Maize Total	12 485	1 549 944	450 665	Mielies Totaal
Wheat	854	2 502	2 943	Koring

#### Destination of exports / Bestemming van uitvoere

White maize/Witmielies	Yellow maize/Geelmielies	Wheat/Koring
Botswana	Angola	Botswana
Kenya	Botswana	Namibia
Lesotho	Japan	Zimbabwe
Mozambique	North Korea	
Namibia	South Korea	
Swaziland	Lesotho	
Uganda	Mozambique	
Zimbabwe	Namibia	
	Swaziland	
	Taiwan	
	Zimbabwe	

#### 3.2 Imports for Exports

Commodity				
White maize	0	24 867	97 541	Witmielies
Yellow maize	0	0	4 901	Geelmielies
Maize Total	0	24 867	102 442	Mielies Totaal
Wheat	4 160	22 177	51 218	Koring

#### Destination of exports / Bestemming van uitvoere

White maize/Witmielies	Yellow maize/Geelmielies	Wheat/Koring
Botswana		Botswana
Zimbabwe		Lesotho
		Swaziland
		Zimbabwe

### 3. Uitvoere (ton):

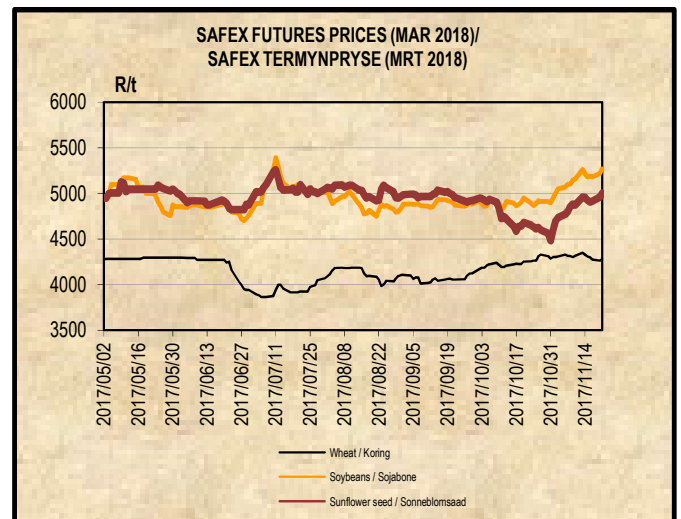
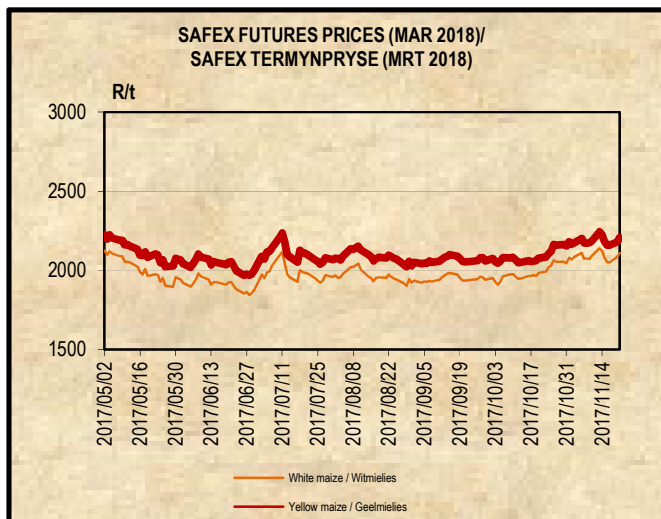
#### 3.1 RSA Uitvoere

#### 3.2 Invoere vir Uitvoere

### 4. DOMESTIC PRICES PER SAFEX (R/t)(a)

### 4. PLAASLIKE PRYSE VOLGENS SAFEX (R/t)(a)

Commodity	Future Prices / Termynpryse (2017/11/21) R/ton					Kommoditeit
	Nov-17	Dec-17	Mar-18	May-18	Jul-18	
White maize	2027.00	2041.00	2108.00	2153.00	2193.00	Witmielies
Yellow maize	2142.00	2154.00	2206.00	2219.00	2251.00	Geelmielies
Wheat	4186.00	4199.00	4283.00	4304.00	4344.00	Koring
Sunflower	4880.00	4875.00	5002.00	5040.00	5146.00	Sonneblom
Soybeans	5141.00	5161.00	5269.00	5350.00	5429.00	Sojabone
Sorghum	N/A	2620.00	2850.00	2650.00	2914.00	Sorghum



**5. IMPORT TARIFF ON MAIZE (b)\***
**5. INVOERTARIEF OP MIELIES (b)\***

Derived US No2Y Yellow Maize fob (Gulf) (b)	2017-11-15	2017-11-16	2017-11-17	2017-11-20	2017-11-21	Afgeleide VSA No2Y Geelmielies vab (Golf) (b)
RSA Initial Reference Price	<b>\$110.00</b>					RSA Oorspronklike Verwysingsprys
Base price (\$/t)	117.65	117.65	117.65	117.65	117.65	Basisprys (\$/t)
Daily price (\$/t) (IGC)	154.60	154.60	156.60	158.60	158.60	Daaglikse prys (\$/t) (IGC)
Average of 21 days (\$/t)	157.98	157.84	157.74	157.84	157.79	Gemiddeld van 21 dae (\$/t)
Deviation from base price (\$/t)	-40.33	-40.19	-40.09	-40.19	-40.14	Afwyking van basisprys (\$/t)
Duty on maize (\$/t)	-47.98	-47.84	-47.74	-47.84	-47.79	Reg op mielies (\$/t)
R/\$ Exchange rate (average of 21 days)	14.0286	14.0709	14.1035	14.1236	14.1436	R/\$ Wisselkoers (gemiddeld van 21 dae)
Duty on maize before adjustment (R/t)	-673.09	-673.15	-673.30	-675.67	-675.92	Reg op mielies voor aanpassing (R/t)
Real effective exchange rate index	0.8418	0.8418	0.8418	0.8418	0.8418	Reële effektiewe wisselkoersindeks
Duty on maize (R/t)	-566.61	-566.66	-566.78	-568.78	-568.99	Reg op mielies (R/t)
<b>Tariff Gazetted 2006/12/08</b>	<b>R0.00/t</b>					<b>Tarief gepubliseer 2006/12/08</b>

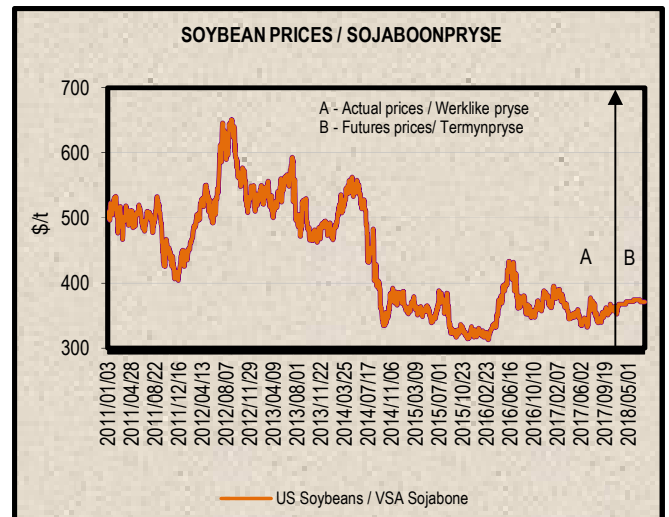
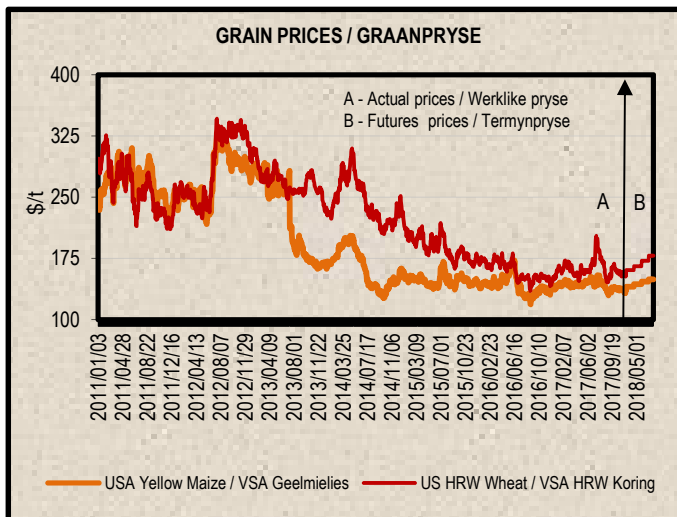
**6. IMPORT TARIFF ON WHEAT (b)\***
**6. INVOERTARIEF OP KORING (b)\***

US No2 HRW fob (Gulf)	2017/10/24	2017/10/31	2017/11/07	2017/11/14	2017/11/21	VSA No2 HRW vab (Golf)
RSA Initial Reference Price	279.00	279.00	279.00	279.00	279.00	RSA Oorspronklike Verwysingsprys
Base price (\$/t)	218.00	218.00	218.00	218.00	218.00	Basis prys (\$/t)
Weekly price (\$/t) (IGC)	215.00	214.00	222.00	223.00	220.00	Weeklikse prys (\$/t) (IGC)
3 Weeks moving average (\$/t)	213.00	213.67	217.00	219.67	221.67	3 Weke skuiwende gemiddeld (\$/t)
Number of weeks that the deviation is more than \$10						Aantal weke wat die afwyking meer as \$10 is
Deviation from base price (\$/t)	5.00	4.33	1.00	-1.67	-3.67	Afwyking van basisprys (\$/t)
Calculated duty on wheat (\$/t)	66.00	65.33	62.00	59.33	57.33	Berekende reg op koring (\$/t)
R/\$ exchange rate	13.6619	14.0524	14.1763	14.4606	14.1012	R/\$ wisselkoers
Calculated duty before adjustment (R/t)	901.69	918.04	878.93	857.95	808.42	Berekende reg voor aanpassing (R/t)
Real effective exchange rate Index	0.8604	0.8418	0.8418	0.8418	0.8418	Reële effektiewe wisselkoersindeks
Calculated duty on wheat (R/t)	775.81	772.81	739.88	722.22	680.53	Berekende reg op koring (R/t)
<b>Tariff Gazetted 2017/11/03 (R/t)</b>	<b>R 910.00</b>					<b>Tarief gepubliseer 2017/11/03 (R/t)</b>

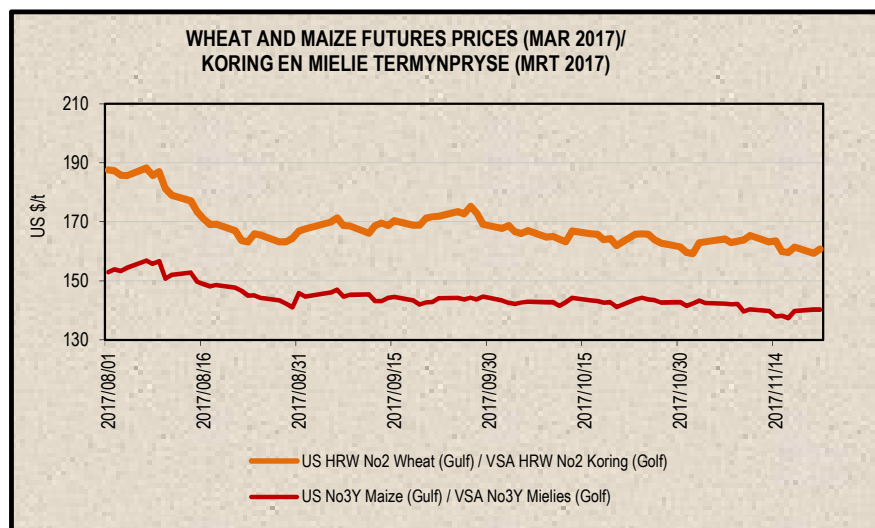
7. PRICES – INTERNATIONAL (US\$/t)

7. PRYSE - INTERNASIONAAL (VSA\$/t)

FOB (US\$/t)	Export Quotations/ Uitvoerkwotasie (b)(e)(f)				VAB (VSA\$/t)
	2017/11/21	2017/11/14	2017/11/07	2017/10/31	
US No 2 HRW Wheat (Gulf)	220.00	223.00	222.00	214.00	VSA No 2 HRW Koring (Golf)
US DNS Wheat 14% PNW	284.00	284.00	287.00	278.00	VSA DNS Koring 14% PNW
Argentine Wheat (Up River)	178.00	178.00	182.00	182.00	Argentynse Koring (Up River)
EC (France) Wheat (grade 1)	189.00	192.00	191.00	193.00	EU (Frankryk) Koring (graad 1)
EC (Germany) B Quality Wheat	195.00	196.00	196.00	199.00	EU (Duitsland) B Kwaliteit Koring
Black Sea Milling Wheat	192.00	193.00	193.00	194.00	Swart See Maalkoring
US No 3Y Maize (Gulf)	157.00	153.00	157.00	156.00	VSA No3Y Mielies (Golf)
Argentine Maize (Up River)	154.00	148.00	146.00	147.00	Argentynse Mielies (Up River)
US Sorghum (Gulf)	185.00	182.00	186.00	185.00	VSA Sorghum (Golf)
Argentine Sorghum (Up River)	127.00	124.00	124.00	124.00	Argentynse Sorghum (Up River)
US Soybeans (Gulf)	379.00	372.00	381.00	375.00	VSA Sojabone (Gulf)
Argentine Soybeans (Up River)	372.00	361.00	371.00	371.00	Argentynse Sojabone (Up River)
Canadian Canola	427.00	425.00	430.00	428.00	Kanadese Canola
Argentine Groundnuts Runners 40/50	1210.00	1210.00	1210.00	1260.00	Argentynse Grondbone 40/50 Runners
US Groundnuts Runners 40/50 shelled	1160.00	1160.00	1160.00	1160.00	VSA Grondbone 40/50 Runners uitgedop
Australian Maltng Barley (Commander Malt)	258.00	251.00	252.00	254.00	Australiese Moutgars (Commander Mout)



Futures prices (US\$/t) / Termynpryse (VSA\$/t) (c)(d) (2017/11/21)							
Commodity	Dec-17	Mar-18	May-18	Jul-18	Sep-18	Dec-18	Kommoditeit
US No3 Yellow maize	135.82	140.23	143.46	146.53	149.36	152.75	VSA No3 Geelmielies
US No2 HRW wheat	154.40	160.79	165.49	172.03	178.35	187.10	VSA No2 HRW koring
US Soybeans	n/a	367.51	371.11	374.05	370.82	n/a	VSA Sojabone



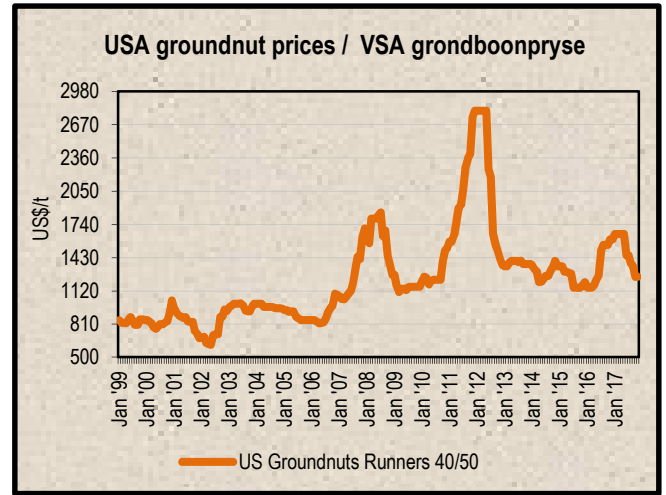
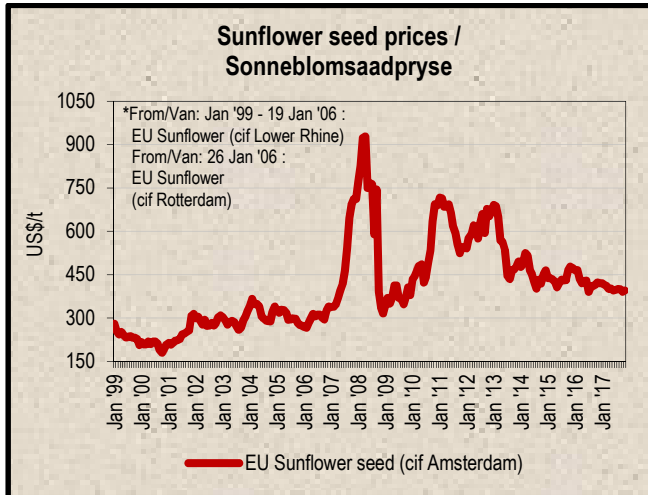
**8. LOWEST REPRESENTATIVE ASKING PRICES**  
(US\$/t)(e)(f)(Prices of previous week)

**8. LAAGSTE VERTEENWOORDIGENDE PRYSE GEVRA**  
(Pryse van vorige week)(VSA\$/t)(e)(f)

US\$/t	2017/11/16	2017/11/09	Change/ Verandering	VSA\$/t
Soybeans, Brazil, c.i.f. Rotterdam	414	423	-2.1%	Sojabone, Brasilië, k.a.v. Rotterdam
Soybeans, USA, c.i.f. Rotterdam	397	402	-1.2%	Sojabone, VSA, k.a.v. Rotterdam
Groundnuts, USA Runners 40/50*	1250	1250	0.0%	Grondbone, VSA Runners 40/50*
Groundnuts, Argentine Runners 40/50*	1300	1300	0.0%	Grondbone, Argentynse Runners 40/50*
Groundnut-oil, c.i.f. Rotterdam	1360	1370	-0.7%	Grondboon-olie, k.a.v. Rotterdam
Sunflower seed, EU c.i.f. Amsterdam	395	392	0.8%	Sonneblomsaad, EU k.a.v. Amsterdam
Sunflower-oil, EU (fob) N.W. Europe	795	800	-0.6%	Sonneblom-olie, EU (vab) N.W. Eur.
Rapeseed, Europe, 00, c.i.f. Hamburg	443	443	0.0%	Raapsaad, Europa, 00, k.a.v. Hamburg

\* Shelled, c.i.f. Rotterdam

\* Uitgedop k a v Rotterdam



**9. IGC FREIGHT INDICES (b)**

**9. IGC VRAG INDEKSE (b)**

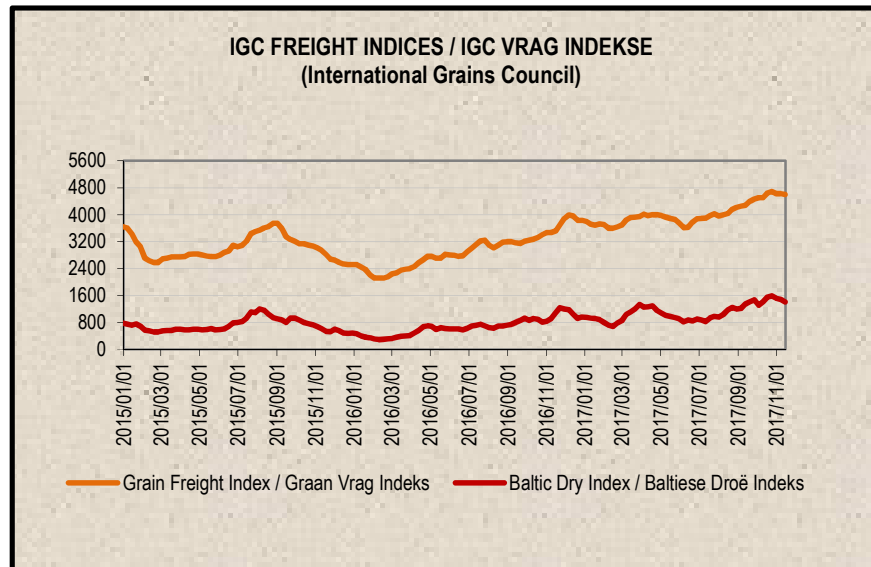
IGC FREIGHT INDICES / IGC VRAG INDEKSE							
	2017/10/10	2017/10/17	2017/10/24	2017/10/31	2017/11/07	2017/11/14	
Grain Freight Index*	4505	4642	4691	4622	4622	4593	Graan Vrag Indeks*
Baltic Dry Index	1418	1552	1588	1522	1477	1405	Baltiese Droë Indeks

\* IGC Grain Freight Index represents 15 major grain routes, including five from the United States of America, and two each from other main exporting nations (including Argentina, Black Sea, Europe and Canada); with base an average of the four weeks ending 11 May 2005 = 6000.

The updated indices will be available on Thursdays on SAGIS' website.

\* IGC Graan Vrag Indeks verteenwoordig 15 hoof graanroetes, insluitende vyf vanaf die Verenigde State van Amerika, en twee elk van ander hoof uitvoermasies (insluitende Argentinië, Swart See, Europa en Kanada); met basis 'n gemiddeld van die vier weke geëindig 11 Mei 2005 = 6000.

Die opgedateerde indekse sal Donderdae op SAGIS se webwerf beskikbaar



10. IMPORT PARITY PRICES – SUMMER GRAINS (b)

10. INVOERPARITEITPRYSE - SOMERGRANE (b)

INVOERPARITEITPRYSE VAN SOMERGRANE (BTW UITGESLT)			2017/11/23			IMPORT PARITY PRICES OF SUMMER GRAINS (VAT EXCL)		
ITEM	Nota/ Note	Mielies/Maize	Mielies/Maize	Sorghum	Sorghum	Sorghum	ITEM	
		VSA/ USA Golf/Gulf (no.3Y) \$/t	Argentynse/ Argentine Up River \$/t	VSA/ USA Golf/Gulf \$/t	Argentynse/ Argentine Up River \$/t	Australiese/ Australian Brisbane \$/t		
Internasionale VAB pryse	a	157.00	154.00	185.00	127.00	234.00	International FOB prices	
Vruggeld	b	40.00	30.00	40.00	30.00	18.00	Freight Rates	
Assuransie (0.3% van VAB)		0.47	0.46	0.56	0.38	0.70	Insurance (0.3% of FOB)	
1 KOSTE, ASSURANSIE EN VRAG (KAV) \$/T		197.47	184.46	225.56	157.38	252.70	1 COST, INSURANCE AND FREIGHT (CIF) \$/T	
R/\$ Wisselkoers op: 2017/11/21		14.1012	14.1012	14.1012	14.1012	14.1012	Converted to R/t	
2 KOSTE, ASSURANSIE EN VRAG (KAV) R/t		2784.56	2601.11	3180.67	2219.25	3563.37	2 COST, INSURANCE AND FREIGHT (CIF) R/t	
Finansieringskoste	c	23.46	21.91	26.80	18.70	30.02	Financing cost	
3 KOSTE, ASSURANSIE, VRAG EN FINANSIERING R/t		2808.02	2623.02	3207.47	2237.95	3593.39	3 COST, INSURANCE, FREIGHT AND FINANCING R/t	
Aflaaiikoste:	d, e						Discharging cost:	
- Kaapstad		191.47	191.47	n/a	n/a	n/a	- Cape Town	
- Durban		185.45	185.45	190.57	190.57	190.57	- Durban	
Invoertarif	f	0.00	0.00	78.26	53.73	98.99	Import T tariff	
4 VRY OP SPOOR (VOS) R/t							4 FREE ON RAIL (FOR) R/t	
- Kaapstad		2999.49	2814.49	n/a	n/a	n/a	- Cape Town	
- Durban		2993.47	2808.47	3285.73	2291.68	3692.38	- Durban	
Spoorvragekoste	g						Railage cost	
- Durban na Randfontein		460.20	460.20	460.20	460.20	460.20	- Durban to Randfontein	
<b>5 GELEWER:</b>							<b>5 DELIVERED:</b>	
<b>- Durban na Randfontein R/ton</b>		<b>3453.67</b>	<b>3268.67</b>	<b>3745.93</b>	<b>2751.88</b>	<b>4152.58</b>	<b>- Durban to Randfontein R/ton</b>	

Notas/Notes:

a Bron van pryse en vruggeld : IGC GMI  
Source of prices and freight rates: IGC GMI

2017/11/21

Termyn / Term	US\$/ton (VAB/FOB)	Vruggeld/Freight Rate:	US\$/ton
Nov 2017	157.00	US Golf / Gulf	40.00
Nov 2017	154.00	Argentinië / Argentina	30.00
Nov 2017	185.00	Australië/Australia	18.00
Nov 2017	127.00		
Nov 2017	234.00		

Mielies/Maize: VSA/USA (Golf/Gulf No.3Y)  
Mielies/Maize: Argentinië/Argentina (Up River)  
Sorghum: VSA/USA (Golf / Gulf Milo)  
Sorghum: Argentinië/Argentina (Up River)  
Sorghum: Australië/Australia (Brisbane)

b Vruggeld: bereken vir vrage van +/- 20 000 - 30 000t / Freight rates: calculated for freights of +/- 20 000 - 30 000t

c Finansieringskoste: 30 000t @ KAV @ primakoers vir 30 dae. Bron/Source: SARB 10.25% 2017/07/21  
Financing cost: 30 000t @ CIF @ prime rate for 30 days.

d Aflaaiikoste / Discharging costs (R/ton):

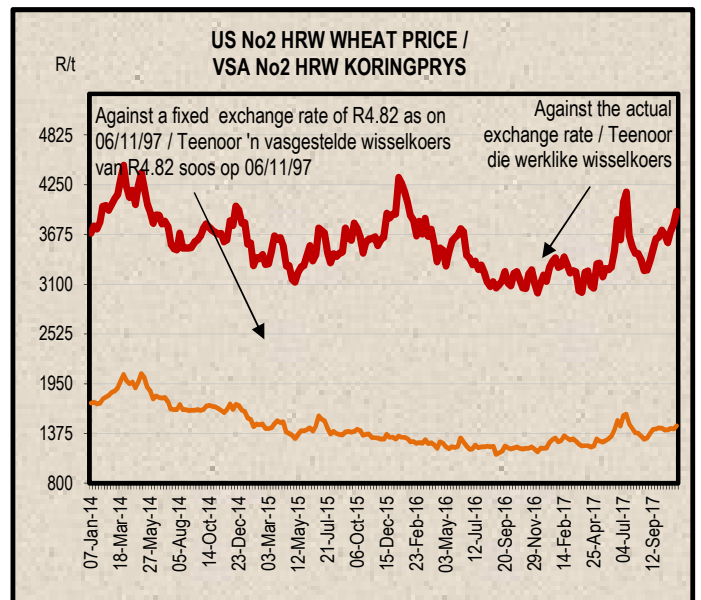
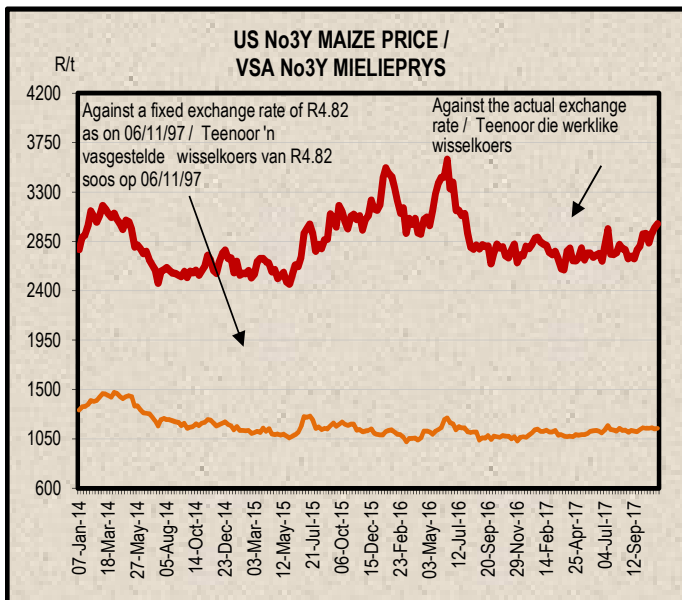
	Mielies/Maize:	Sorghum
Kaapstad / Cape Town:	191.47	n/a
Durban:	185.45	190.57

Bron / Source: Mainport Africa Shipping

e Ingesluit: Kaai gelde, hantering, kaaitbesig, agente/dokumentasie, logistiek & opnames (inspeksie van skeepsvrag) / Included: Wharfage, handling, wharf supervision, agent/documentation, logistic & survey (inspection of shipload).  
Uitgesluit: Gesondheidsinspeksie-, skeepagentskapfooi, strooktoetsingsfooi vir GMO, opbergingskoste asook BTW en invoerbelasting / Excluded: Health inspection fee, Ship agency fee, strip testing fees for GMO, storage costs as well as VAT and import duty.  
N.B: Staps 'n aanduiding, aangesien koste van opname beding kan word / N.B: Indication only, as cost of survey can be negotiated.

f Invoertarif / Import Tariff:  
Mielies/Maize = Vry / Free  
Sorghum = 3% op VAB / on FOB

g Neem asb. kennis dat Spoorwet se standaard spoorvrag op 1 April 2017 verhoog het na R460.20.  
Please note that Spoorwet's standard railage cost has increased on 1 April 2017 to R460.20.



11. IMPORT PARITY PRICES – WINTER CEREALS (b)

11. INVOERPARITEITPARYSE - WINTERGRANE (b)

INVOERPARITEITPRYSE VAN WINTERGRANE (BTW UITGESLT)			2017/11/23				IMPORT PARITY PRICES OF WINTER CEREALS (VAT EXCL)		
ITEM	Nota/ Note	Koring/Wheat	Koring/Wheat	Koring/Wheat	Koring/Wheat	Gars/Barley	Gars/Barley	ITEM	
		VSA/ USA Golf/Gulf  HRW	VSA/ USA PNW  DNS	Argentynse/ Argentine Up River  Trigo Pan	EU Duitsland/ Germany  B kwaliteit/ quality	Australiese/ Australian Fremantle  Mout/Malting	Frans/ French Rouen  Mout/Malting		
Internasionale VAB pryse	a	220.00	284.00	178.00	195.00	258.00	244.00	International FOB prices	
Vraggeld	b	40.00	40.00	30.00	25.00	19.00	26.00	Freight Rates	
Assuransie (0.3% van VAB)		0.66	0.85	0.53	0.59	0.77	0.73	Insurance (0.3% of FOB)	
1 KOSTE, ASSURANSIE EN VRAG (KAV) \$/T		260.66	324.85	208.53	220.59	277.77	270.73	1 COST, INSURANCE AND FREIGHT (CIF) \$/T	
<i>Omskakel na R/t</i>								<i>Converted to R/t</i>	
R/\$ Wisselkoers op: 2017/11/21		14.1012	14.1012	14.1012	14.1012	14.1012	14.1012	R/\$ Exchange rate on: 2017/11/21	
2 KOSTE, ASSURANSIE EN VRAG (KAV) R/t		3675.62	4580.77	2940.52	3110.58	3916.89	3817.62	2 COST, INSURANCE AND FREIGHT (CIF) R/t	
Finansieringskoste	c	30.97	38.59	24.77	26.21	33.00	32.16	Financing cost	
3 KOSTE, ASSURANSIE, VRAG EN FINANSIERING R/t		3706.59	4619.36	2965.29	3136.79	3949.89	3849.78	3 COST, INSURANCE, FREIGHT AND FINANCING R/t	
Aflaai-koste	d, e							Discharging cost	
3.1 Kaapstad (Hoofsaaklik kaaihykraan metode)		191.47	191.47	191.47	191.47	199.17	199.17	3.1 Cape Town (Mainly shore cranes method)	
3.2 Durban (Hoofsaaklik suig-in-silo metode)		189.30	189.30	189.30	189.30	190.57	190.57	3.2 Durban (Mainly suction into silo method)	
Invoertarif op koring	f	910.00	910.00	910.00	910.00	0.00	0.00	Import Tariff on wheat	
4 VRY OP SPOOR (VOS) R/t								4 FREE ON RAIL (FOR) R/t	
4.1 Kaapstadhawe		4808.06	5720.83	4066.76	4238.26	4149.06	4048.95	4.1 Cape Town Harbour	
4.2 Durbanhawe		4805.89	5718.66	4064.59	4236.09	4140.46	4040.35	4.2 Durban Harbour	
Spoornragkoste	g							Railage cost	
- Kaapstad na Paarl		119.27	119.27	119.27	119.27	n/a	n/a	- Cape Town to Paarl	
- Durban na Randfontein		460.20	460.20	460.20	460.20	460.20	460.20	- Durban to Randfontein	
<b>5 GELEWER:</b>								<b>5 DELIVERED:</b>	
- Kaapstad na Paarl R/ton		4927.33	5840.10	4186.03	4357.53	n/a	n/a	- Cape Town to Paarl R/ton	
- Durban na Randfontein R/ton		5266.09	6178.86	4524.79	4696.29	4600.66	4500.55	- Durban to Randfontein R/ton	

Notas/Notes: 2017/11/21

a Bron van pryse en vraggeld : IGC GMI  
Source of prices and freight rates: IGC GMI

Termy'n / Term	VAB/FOB US\$/ton	Vraggeld / Freight Rate: US\$/ton	Gars/Barley = US\$ + 1
Nov 2017	220.00	US (Golf / Gulf)	40.00
Nov 2017	284.00	Argentinië / Argentine (Upriver)	30.00
Jan 2018	178.00	EEC (Bordeaux Hamburg)	25.00
Nov 2017	195.00	Australië / Australia (Eastern)	18.00
Nov 2017	258.00		19.00
Nov 2017	244.00		

b Vraggeld: bereken vir vragte van +/- 20 000 - 30 000t / Freight rates: calculated for freights of +/- 20 000 - 30 000t

c Finansieringskoste: 30 000t @ KAV @ primakoers vir 30 dae. Bron/Source: SARB 10.25% 2017/07/21  
Financing cost: 30 000t @ CIF @ prime rate for 30 days.

d Aflaai-koste / Discharging cost (R/ton):

	Koring/Wheat	Gars/Barley
Kaapstad /		
Cape Town:	191.47	199.17
Durban:	189.30	190.57

Bron / Source: Mainport Africa Shipping

e Ingesluit: Kaaihelpe, hantering, kaaitoetsing, agente/dokumentasie, logistiek & opnames (inspeksie van skeepsvrag).  
Included: Wharfage, handling, wharf supervision, agent/documentation, logistic & survey (inspection of shipload).  
Uitgesluit: Gesondheidsinspeksie-, skeepsaentskapfooi, strookbetsingsfooi vir GMO, opbergingskoste asook BTW en invoerbelasting.  
Excluded: Health inspection fee, Ship agency fee, strip testing fees for GMO, storage costs as well as VAT and import duty.  
N.B: Slegs 'n aanduiding, aangesien koste van opname beding kan word / N.B: Indication only, as cost of survey can be negotiated.

f Invoertarif / Import Tariff:  
Koring/Wheat = R910.00 p/ton  
Gars/Barley = Vry/Free

g Neem asb. Kennis dat Spoorwet se standaard spoornrag op 1 April 2017 verhoog het soos volg:  
Kaapstad na Paarl R119.27 en Durban na Randfontein R460.20.  
Please note that on 1 April 2017 Spoorwet's standard railage cost has increased as follows:  
Cape Town to Paarl R119.27 and Durban to Randfontein R460.20.

12. IMPORT PARITY PRICES – OIL SEEDS (b)(e)(f)

12. INVOERPARITEITPRYSE - OLIESADE (b)(e)(f)

INVOERPARITEITPRYSE VAN OLIESADE (BTW UITGESLT)										2017/11/23										IMPORT PARITY PRICES OF OIL SEEDS (VAT EXCL)									
ITEM	Nota/ Note	Sojabone/ Soybeans	Sojabone/ Soybeans	Sojabone/ Soybeans	Sonneblom/ Sunflower	Canola	Grondbone/ Groundnuts	Grondbone/ Groundnuts	ITEM																				
		VSA/ USA	Argentynse/ Argentine	Brazilië/ Brazil	EU Franse/ French	Kanadese/ Canadian	Argentynse/ Argentine	VSA/ USA																					
		Golf/Gulf	Up River	Paranagua	Bordeaux	Vancouver	Raw Runners 40/50	Raw Runners 40/50																					
Internasionale VAB pryse	a	\$/t	\$/t	\$/t	\$/t	\$/t	\$/t	\$/t	International FOB prices																				
Vraggeld	b	379.00	372.00	390.00	388.00	427.00	1210.00 *	1160.00 *	Freight Rates																				
Assuransie (0.3% van VAB)		40.00	30.00	30.00	25.00	31.00	90.00	40.00	Insurance (0.3% of FOB)																				
1 KOSTE, ASSURANSIE EN VRAG (KAV) \$/T		1.14	1.12	1.17	1.16	1.28	3.63	3.48	1 COST, INSURANCE AND FREIGHT (CIF) \$/T																				
Omskakel na R/t		420.14	403.12	421.17	414.16	459.28	1303.63	1203.48	Converted to R/t																				
R/\$ Wisselkoers op: 2017/11/21		14.1012	14.1012	14.1012	14.1012	14.1012	14.1012	14.1012	R/\$ Exchange rate on: 2017/11/21																				
2 KOSTE, ASSURANSIE EN VRAG (KAV) R/t		R/t	R/t	R/t	R/t	R/t	R/t	R/t	2 COST, INSURANCE AND FREIGHT (CIF) R/t																				
		5924.48	5684.48	5939.00	5840.15	6476.40	18382.75	16970.51																					
Finansieringskoste	c	49.91	47.89	50.03	49.20	54.56	154.87	142.97	Financing cost																				
3 KOSTE, ASSURANSIE, VRAG EN FINANSIERING R/t		5974.39	5732.37	5989.03	5889.35	6530.96	18537.62	17113.48	3 COST, INSURANCE, FREIGHT AND FINANCING R/t																				
Aflaaiikoste: Durban	d, e	190.57	190.57	190.57	190.57	190.57	612.66	612.66	Discharging cost Durban																				
Invoertarief:	f	427.55	419.65	439.96	0.00	602.12	1706.25	1635.74	Import Tariff																				
4 VRY OP SPOOR (VOS) R/t Durban		6592.51	6342.59	6619.56	6079.92	7323.65	20856.53	19361.88	4 FREE ON RAIL (FOR) R/t Durban																				
Spoorvragkoste	g								Railage cost																				
- Durban na Randfontein		460.20	460.20	460.20	460.20	460.20	-	-	- Durban to Randfontein																				
5 GELEWER:									5 DELIVERED:																				
- Durban na Randfontein R/ton		7052.71	6802.79	7079.76	6540.12	7783.85	-	-	- Durban to Randfontein R/ton																				

Notas/Notes:

a Bron van pryse en vraggeld / Source of prices and freight rates : IGC (GMI), Geogalos Peanut World & Oilworld  
2017/11/21

Termyn / Term	US\$/ton (VAB/FOB)	Vraggeld/Freight Rate:	US\$/ton	
Sojabone/Soybeans: VSA/USA (Golf/Gulf)	Nov 2017	379.00	US Golf / Gulf	40.00
Sojabone/Soybeans: Argentinië/Argentina (Up River)	Nov 2017	372.00	Argentinië / Argentina	30.00
Sojabone/Soybeans: Brazilië/Brazil (Paranagua)	Feb 2017	390.00	EEC (Bordeaux/Hamburg)	25.00
Sonneblom/Sunflower: EU Frankryk/France (Bordeaux)	Jan 2018	388.00	Kanada/Canada (North Pacific)	31.00
Canola: Kanada/Canada (Vancouver)	Nov 2017	427.00	Grondbone/Groundnuts (ARG)	90.00
Grondbone/Groundnuts: Argentinië/Argentina (Raw Runner 40/50)	Des/Dec 2017	1210.00		
Grondbone/Groundnuts: VSA/USA (Runners 40/50)	Des/Dec 2017	1160.00		

b Vraggeld: bereken vir vragte van +/- 20 000 - 30 000t / Freight rates: calculated for freights of +/- 20 000 - 30 000t

c Finansieringskoste: 30 000t @ KAV @ primakoers vir 30 dae. Bron/Source: SARB 10.25% 2017/07/21  
Financing cost 30 000t @ CIF @ prime rate for 30 days.

d Aflaaiikoste / Discharging costs (R/ton):

	Sojabone/ Soybeans	Sonneblom/ Sunflower	Canola	Grondbone/ Groundnuts
Durban:	190.57	190.57	190.57	612.66

e Aflaaiikoste / Discharging fees:

Ingesluit: Kaaigelde, hantering, kaaibesig, agente/dokumentasie, logistiek & opnames (inspeksie van skeepsvrag) /

Included: Wharfage, handling, wharf supervision, agent/documentation, logistic & survey (inspection of shipload).

Uitgesluit: Gesondheidsinspeksie-, skeepagentskapfooi, strooktoetsingsfooi vir GMO, opbergingskoste asook BTW en invoerbelasting /

Excluded: Health inspection fee, Ship agency fee, strip testing fees for GMO, storage costs as well as VAT and import duty.

N.B: Slegs 'n aanduiding, aangesien koste van opname beding kan word / N.B: Indication only, as cost of survey can be negotiated.

f Invoertarief / Import Tariff:

Sojabone/Soybeans = 8% op VAB / on FOB

Sonneblom/Sunflower = Vry / Free

Canola = 10% op VAB / on FOB

Grondbone/Groundnuts = 10% op VAB / on FOB

g Neem asb. Kennis dat Spoorwet se standaard spoorvrag op 1 April 2017 verhoog het na R460.20.

Please note that on 1 April 2017 Spoorwet's standard railage cost has increased to R460.20.

\* Kwotasies is k.a.v. pryse. VAB pryse dus berekende pryse (kav minus vraggeld) / Quotes are c.i.f. prices. FOB prices are therefore calculated prices (cif minus freight rates).



13. EXPORT PARITY PRICES (b)

13. UITVOERPARITEITPRYSE (b)

INDICATIVE EXPORT PARITY PRICES				2017/11/23		AANDUIDENDE UITVOERPARITEITSPRYSE	
This is <b>only an example</b> of how an export parity price can be calculated - it can vary according to need	US No3Y Maize/ Mielies Gulf/Golf (b)	US HRW Wheat/Koring Gulf/Golf (b)	US DNS 14% Wheat/Koring PNW (b)	Argentine Raw Runner 40/50 Groundnuts/ Grondbone (f) Dec/Des 2017	Hierdie is <b>slegs 'n voorbeeld</b> van hoe 'n uitvoerpariteitsprys bereken kan word - dit kan varieer volgens behoefte		
	Nov 2017	Nov 2017	Nov 2017	Nov 2017			
FOB Gulf value (\$/t)	157.00	220.00	284.00	1210.00	VAB Golfwaarde (\$/t)		
Difference in quality and locality of SA <sup>1</sup> Maize: Plus US\$10 (\$/t)	\$10.00				Kwaliteits- en liggingsverskil van SA <sup>1</sup> Mielies: Plus VS\$10 (\$/t)		
Groundnuts: Less 3,5% of fob value				96,5%	Grondbone: Min 3,5% van vab waarde		
SA fob price (\$/t)	167.00	220.00	284.00	1167.65	SA vab prys (\$/t)		
Exchange rate (1\$=): (2017/11/21)	14.1012	14.1012	14.1012	14.1012	Wisselkoers (1\$=): (2017/11/21)		
FOB Gulf value (R/t)	2354.90	3102.26	4004.74	16465.27	VAB Golfwaarde (R/t)		
<b>Marketing costs:</b>					<b>Bemerkings koste:</b>		
Financing (Prime rate 10.25% - 30 days) (R/t)	19.84	26.14	33.74	138.71	Finansieringskoste (Primakoers 10.25% - 30 dae) (R/t)		
Railage: <sup>2</sup>					Spoorvrag: <sup>2</sup>		
Randfontein – Durban harbour	460.20	460.20	460.20	-	Randfontein – Durbanhawe		
Loading costs: (R/t) <sup>3</sup>					Oplaai-koste: (R/t) <sup>3</sup>		
Durban Harbour (Mainly spout method)	170.98	182.97	182.97	508.83	Durbanhawe (Hoofsaaklik tregter metode)		
<b>EXPORT REALISATION (R/t):</b>					<b>UITVOER REALISASIE (R/t):</b>		
<b>Randfontein</b>	<b>1703.88</b>	<b>2432.95</b>	<b>3327.83</b>	<b>15817.73</b>	<b>Randfontein</b>		

Difference in quality and locality of SA  
(As requested by the industry)

As from 14 June 2012, the discount/rebate will no longer be used to calculate the export parity price on US HRW and a new calculation will be added for US DNS, also without the discount/rebate.

Railage costs:

Please note that on 1 April 2017 Spoornet's standard railage cost has increased to R460.20.

Loading costs, received from Mainport Africa Shipping:

Included: Cargo dues, handling, wharf supervision, agency/documentation, logistics & surveys (inspection of cargo).

Excluded: Ship agent fees, health & PPECB inspections, storage facility & transport costs to storage facility, VAT & duties.

Kwaliteits- en liggingsverskil van SA  
(Soos deur die bedryf versoek)

Vanaf 14 Junie 2012 sal die diskonto/premie nie meer gebruik word by die berekening van die uitvoerpariteitprys van US HRW nie en 'n nuwe berekening word nou vir US DNS gedoen, ook sonder diskonto/premie.

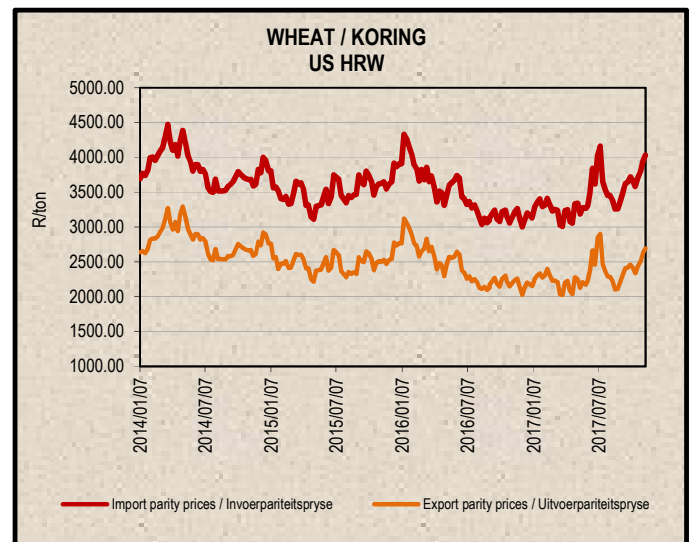
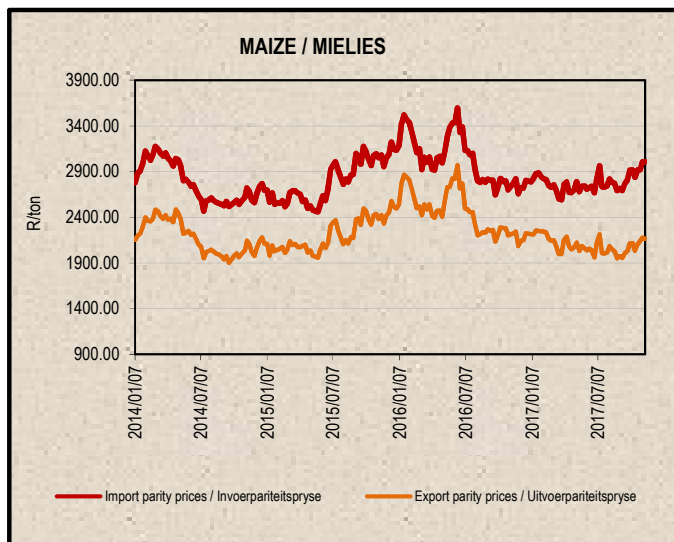
Spoorvrag koste:

Neem asb. Kennis dat Spoornet se standaard spoorvrag op 1 April 2017 verhoog het na R460.20.

Oplaai-koste, ontvang van Mainport Africa Shipping:

Ingesluit: Kaaigelde, hantering, kaaitoesig, agente/dokumentasie, logistiek & opnames (inspeksie van skeepsvrag)

Uitgesluit: Skeepsagentskaps-, inspeksie-, opbergings- en vervoerkoste na opbergingsfasiliteit, BTW & invoerbelasting.



**14. WEATHER**

For local weather, please follow the link below:  
[www.weathersa.co.za](http://www.weathersa.co.za)

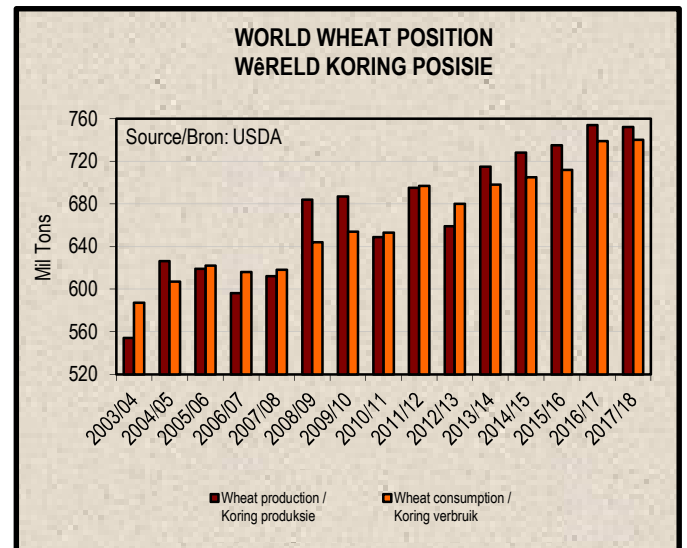
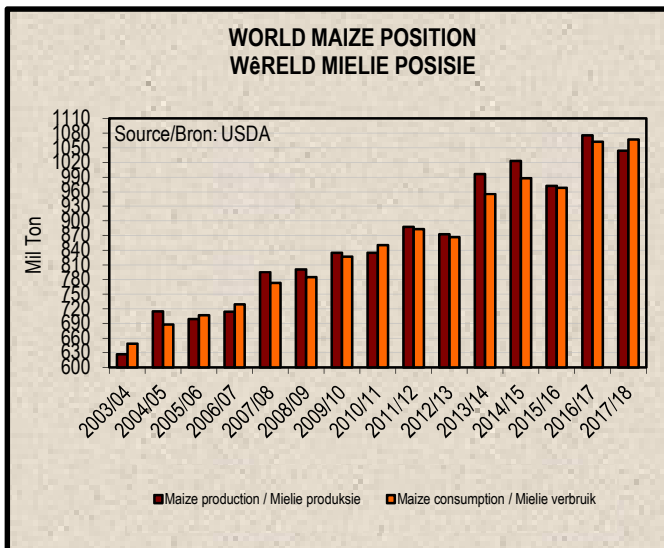
**14. WEER**

Vir plaaslike weer, volg asseblief die onderstaande skakel:  
[www.weathersa.co.za](http://www.weathersa.co.za)

**15. SUNDRIES (g)**

**15. DIVERSE (g)**

World Balance Sheet / Wêreld Balansstaat (2017/11/09)										
Million Ton	2017/18									Miljoen Ton
	Maize Mielies	Wheat Koring	Barley Gars	Sorghum	Oats Hawer	Ground-nuts Grond-bone	Canola/ Rape-seed	Soybeans Sojabone	Sunflower seed Sonne-blomsaad	
Production	1 044	752	142	59	23	44	72	349	46	Produksie
Consumption	1 067	740	147	60	24	18	70	302	42	Verbruik
Trade	151	182	26	7	2	4	16	152	2	Handel
Stock	204	268	19	4	2	2	5	98	2	Voorraad



**Sources / Bronne:**

(a) = Safex; (b) = International Grains Council; (c) = CBOT; (d) = KCBT;  
 (e) = Oil World; (f) = Geogalos Peanut World; (g) = USDA Fas-Online.

\* Formula according to ITAC (International Trade Administration Commission of South Africa)/  
 Formule volgens ITAC (International Trade Administration Commission of South Africa)

SAGIS  
 Nico Hawkins  
 General Manager / Hoofbestuurder

**Indemnity/Vrywaring:** Although everything has been done to ensure the accuracy of the information, neither SAGIS nor any of its directors or employees takes any responsibility for actions or losses that might occur as a result of the usage of this information. / Alhoewel alles gedoen is om te verseker dat die inligting korrek is, aanvaar nie SAGIS of enige van sy direkteure of werknemers verantwoordelikheid vir enige aksies of verliese as gevolg van die inligting wat gebruik is nie.