

SAGIS WEEKLY BULLETIN / SAGIS WEEKLIKSE BULLETIN

1. Producer Deliveries (ton):			1. Produsentelewerings (ton):	
Commodity	Latest week/ Jongste week: 30 Dec/Des 2017 - 5 Jan 2018	Total: current marketing year/ Totaal: huidige bemarkingsjaar	Total: same period previous marketing year/ Totaal: selfde periode vorige bemarkingsjaar	Kommoditeit
White maize	4 553	9 037 786	2 913 561	Witmielies
Yellow maize	1 742	6 136 515	3 509 524	Geelmielies
Total: maize	6 295	15 174 301	6 423 085	Totaal: mielies
Wheat	26 633	1 333 304	1 649 778	Koring

2. Imports (ton):			2. Invoere (ton):	
2.1 Imports for RSA			2.1 Invoere vir RSA	
Commodity	Latest week/ Jongste week: 30 Dec/Des 2017 - 5 Jan 2018	Total: current marketing year/ Totaal: huidige bemarkingsjaar	Total: same period previous marketing year/ Totaal: selfde periode vorige bemarkingsjaar	Kommoditeit
White maize	0	0	544 257	Witmielies
Yellow maize	0	0	1 140 849	Geelmielies
Maize Total	0	0	1 685 106	Mielies Totaal
Wheat	0	625 073	79 214	Koring

Origin of imports / Oorsprong van invoere

White maize/Witmielies	Yellow maize/Geelmielies	Wheat/Koring
		Argentina
		Lithuania
		Romania
		Russia
		Ukraine
		USA

2.2 Imports for other countries

2.2 Invoere vir ander lande

White maize	0	0	258 650	Witmielies
Yellow maize	0	0	10 955	Geelmielies
Maize Total	0	0	269 605	Mielies Totaal
Wheat	0	76 858	61 251	Koring

Origin of imports / Oorsprong van invoere

White maize/Witmielies	Yellow maize/Geelmielies	Wheat/Koring
		Argentina
		Lithuania
		Russia
		Ukraine
		USA

3. Exports (ton):				3. Uitvoere (ton):
3.1 RSA Exports				3.1 RSA Uitvoere
Commodity	Latest week/ Jongste week: 30 Dec/Des 2017 - 5 Jan 2018	Total: current marketing year/ Totaal: huidige bemarkingsjaar	Total: same period previous marketing year/ Totaal: selfde periode vorige bemarkingsjaar	Kommoditeit
White maize	3 243	546 063	345 411	Witmielies
Yellow maize	2 084	1 208 654	213 274	Geelmielies
Maize Total	5 327	1 754 717	558 685	Mielies Totaal
Wheat	425	4 730	15 694	Koring

Destination of exports / Bestemming van uitvoere			
White maize/Witmielies	Yellow maize/Geelmielies	Wheat/Koring	
Botswana	Angola	Botswana	
Kenya	Botswana	Lesotho	
Lesotho	Japan	Namibia	
Mozambique	North Korea	Swaziland	
Namibia	South Korea	Zimbabwe	
Qatar	Lesotho		
Spain	Mozambique		
Swaziland	Namibia		
Uganda	Swaziland		
Zimbabwe	Taiwan		
	Zimbabwe		

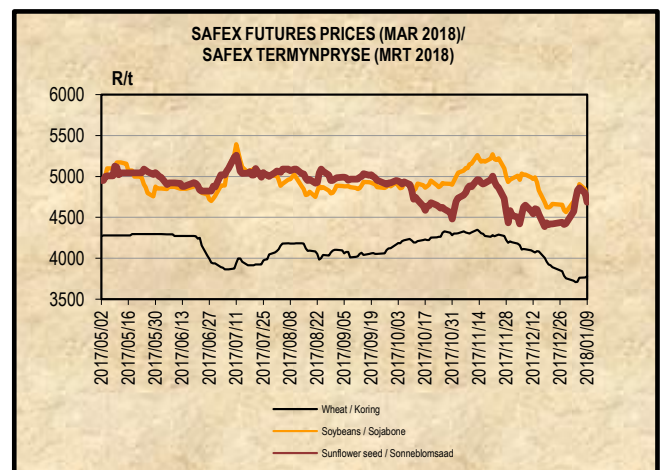
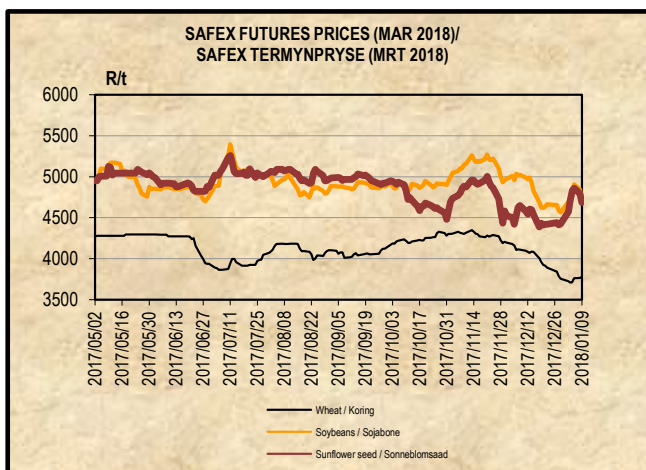
3.2 Imports for Exports				3.2 Invoere vir Uitvoere
Commodity	Latest week/ Jongste week: 30 Dec/Des 2017 - 5 Jan 2018	Total: current marketing year/ Totaal: huidige bemarkingsjaar	Total: same period previous marketing year/ Totaal: selfde periode vorige bemarkingsjaar	Kommoditeit
White maize	0	24 868	142 044	Witmielies
Yellow maize	0	0	9 601	Geelmielies
Maize Total	0	24 868	151 645	Mielies Totaal
Wheat	1 646	61 952	68 644	Koring

Destination of exports / Bestemming van uitvoere			
White maize/Witmielies	Yellow maize/Geelmielies	Wheat/Koring	
Botswana		Botswana	
Zimbabwe		Lesotho	
		Mozambique	
		Swaziland	
		Zimbabwe	

4. DOMESTIC PRICES PER SAFEX (R/t)(a)

4. PLAASLIKE PRYSE VOLGENS SAFEX (R/t)(a)

Commodity	Future Prices / Termynpryse (2018/01/09) R/ton					Kommoditeit
	Jan-18	Mar-18	May-18	Jul-18	Sep-18	
White maize	1956.00	1990.00	2038.00	2086.00	2149.00	Witmielies
Yellow maize	1980.00	2017.00	2068.00	2080.00	2143.00	Geelmielies
Wheat	3716.00	3782.00	3855.00	3886.00	3873.00	Koring
Sunflower	4665.00	4686.00	4602.00	4675.00	4831.00	Sonneblom
Soybeans	4600.00	4693.00	4712.00	4810.00	4910.00	Sojabone
Sorghum	2850.00	2650.00	2800.00	3352.00	3385.00	Sorghum



5. IMPORT TARIFF ON MAIZE (b)*

5. INVOERTARIEF OP MIELIES (b)*

Derived US No2Y Yellow Maize fob (Gulf) (b)	2018-01-03	2018-01-04	2018-01-05	2018-01-08	2018-01-09	Afgeleide VSA No2Y Geelmielies vab (Golf) (b)
RSA Initial Reference Price	\$110.00					RSA Oorspronklike Verwysingsprys
Base price (\$/t)	117.65	117.65	117.65	117.65	117.65	Basisprys (\$/t)
Daily price (\$/t) (IGC)	165.60	166.60	166.60	164.60	165.60	Daaglikse prys (\$/t) (IGC)
Average of 21 days (\$/t)	158.55	158.98	159.41	159.74	160.12	Gemiddeld van 21 dae (\$/t)
Deviation from base price (\$/t)	-40.90	-41.33	-41.76	-42.09	-42.47	Afwyking van basisprys (\$/t)
Duty on maize (\$/t)	-48.55	-48.98	-49.41	-49.74	-50.12	Reg op mielies (\$/t)
R/\$ Exchange rate (average of 21 days)	13.0572	12.9880	12.9323	12.8800	12.8242	R/\$ Wisselkoers (gemiddeld van 21 dae)
Duty on maize before adjustment (R/t)	-633.93	-636.15	-638.98	-640.65	-642.75	Reg op mielies voor aanpassing (R/t)
Real effective exchange rate index	0.8215	0.8215	0.8215	0.8215	0.8215	Reële effektiewe wisselkoersindeks
Duty on maize (R/t)	-520.77	-522.60	-524.93	-526.29	-528.02	Reg op mielies (R/t)
Tariff Gazetted 2006/12/08	R0.00/t					Tarief gepubliseer 2006/12/08

6. IMPORT TARIFF ON WHEAT (b)*

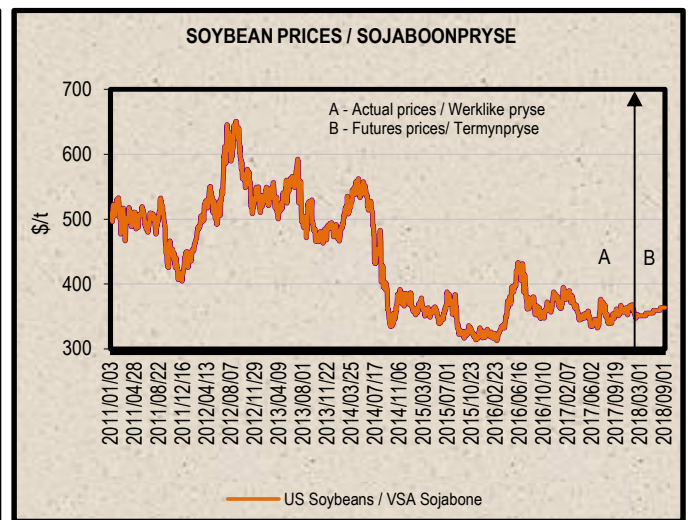
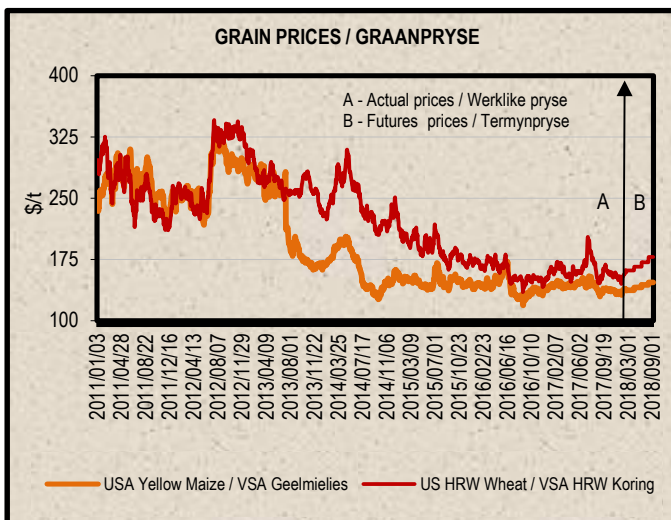
6. INVOERTARIEF OP KORING (b)*

US No2 HRW fob (Gulf)	2017/12/12	2017/12/19	2017/12/26	2018/01/02	2018/01/09	VSA No2 HRW vab (Golf)
RSA Initial Reference Price	279.00	279.00	279.00	279.00	279.00	RSA Oorspronklike Verwysingsprys
Base price (\$/t)	218.00	218.00	218.00	218.00	218.00	Basis prys (\$/t)
Weekly price (\$/t) (IGC)	215.00	222.00	222.00	227.00	229.00	Weeklikse prys (\$/t) (IGC)
3 Weeks moving average (\$/t)	216.33	218.33	219.67	223.67	226.00	3 Weke skuiwende gemiddeld (\$/t)
Number of weeks that the deviation is more than \$10						Aantal weke wat die afwyking meer as \$10 is
Deviation from base price (\$/t)	1.67	-0.33	-1.67	-5.67	-8.00	Afwyking van basisprys (\$/t)
Calculated duty on wheat (\$/t)	62.67	60.67	59.33	55.33	53.00	Berekende reg op koring (\$/t)
R/\$ exchange rate	13.6146	12.7394	12.5219	12.3330	12.4230	R/\$ wisselkoers
Calculated duty before adjustment (R/t)	853.23	808.42	815.08	824.64	658.42	Berekende reg voor aanpassing (R/t)
Real effective exchange rate Index	0.8447	0.8447	0.8447	0.8215	0.8215	Reële effektiewe wisselkoersindeks
Calculated duty on wheat (R/t)	720.72	682.87	688.49	696.57	540.89	Berekende reg op koring (R/t)
Tariff Gazetted 2017/12/15 (R/t)	R 716.30					Tarief gepubliseer 2017/12/15 (R/t)

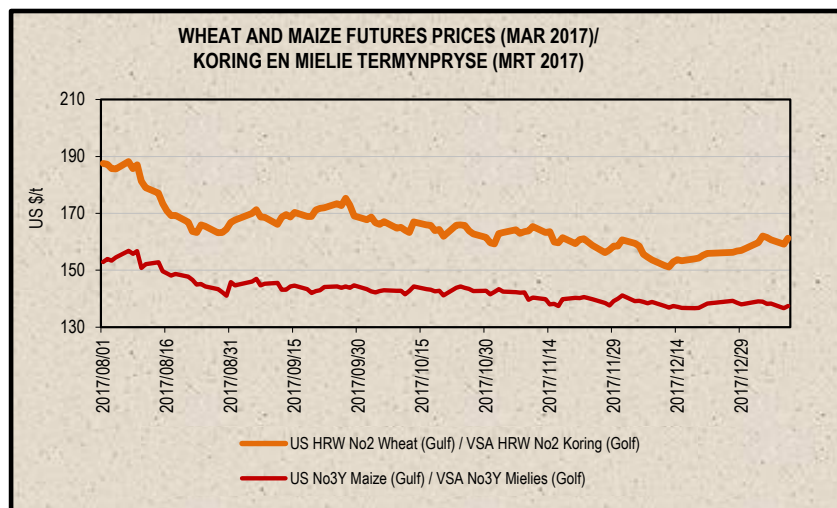
7. PRICES – INTERNATIONAL (US\$/t)

7. PRYSE - INTERNASIONAAL (VSA\$/t)

FOB (US\$/t)	Export Quotations/ Uitvoerkwotasie (b)(e)(f)				VAB (VSA\$/t)
	2018/01/09	2018/01/02	2017/12/26	2017/12/19	
US No 2 HRW Wheat (Gulf)	229.00	227.00	222.00	222.00	VSA No 2 HRW Koring (Golf)
US DNS Wheat 14% PNW	283.00	200.00	199.00	198.00	VSA DNS Koring 14% PNW
Argentine Wheat (Up River)	177.00	177.00	178.00	178.00	Argentynse Koring (Up River)
EC (France) Wheat (grade 1)	194.00	193.00	190.00	191.00	EU (Frankryk) Koring (graad 1)
EC (Germany) B Quality Wheat	202.00	201.00	200.00	200.00	EU (Duitsland) B Kwaliteit Koring
Black Sea Milling Wheat	191.00	191.00	191.00	191.00	Swart See Maalkoring
US No 3Y Maize (Gulf)	164.00	163.00	159.00	155.00	VSA No3Y Mielies (Golf)
Argentine Maize (Up River)	161.00	163.00	163.00	157.00	Argentynse Mielies (Up River)
US Sorghum (Gulf)	196.00	196.00	192.00	190.00	VSA Sorghum (Golf)
Argentine Sorghum (Up River)	122.00	123.00	124.00	123.00	Argentynse Sorghum (Up River)
US Soybeans (Gulf)	372.00	370.00	371.00	367.00	VSA Sojabone (Gulf)
Argentine Soybeans (Up River)	361.00	361.00	363.00	362.00	Argentynse Sojabone (Up River)
Canadian Canola	427.00	421.00	418.00	410.00	Kanadese Canola
Argentine Groundnuts Runners 40/50	1150.00	1150.00	1150.00	1180.00	Argentynse Grondbone 40/50 Runners
US Groundnuts Runners 40/50 shelled	1135.00	1135.00	1135.00	1135.00	VSA Grondbone 40/50 Runners uitgedop
Australian Malting Barley (Commander Malt)	269.00	268.00	267.00	263.00	Australiese Moutgars (Commander Mout)



Futures prices (US\$/t) / Termynpryse (VSA\$/t) (c)(d) (2018/01/09)							
Commodity	Mar-18	May-18	Jul-18	Sep-18	Dec-18	Mar-18	Kommoditeit
US No3 Yellow maize	137.40	140.62	143.85	147.00	150.54	154.32	VSA No3 Geelmielies
US No2 HRW wheat	161.30	166.23	171.96	177.84	185.19	189.74	VSA No2 HRW koring
US Soybeans	351.12	354.06	358.03	362.44	n/a	361.04	VSA Sojabone



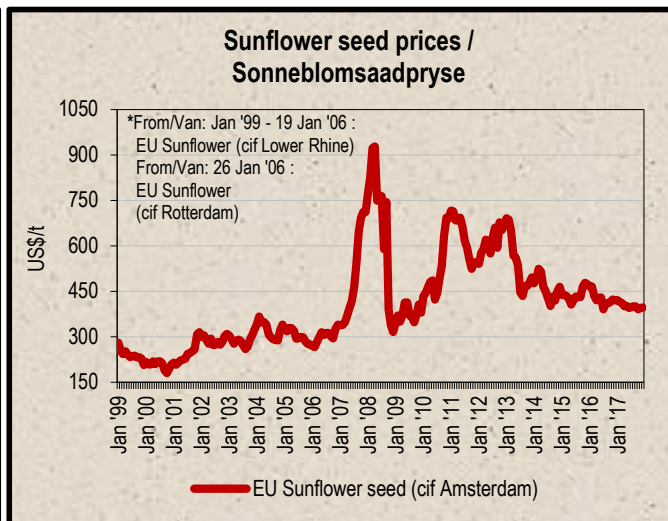
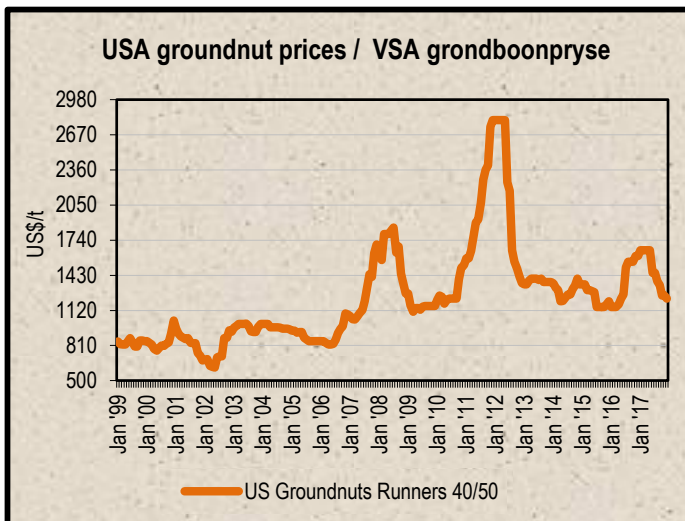
8. LOWEST REPRESENTATIVE ASKING PRICES
(US\$/t)(e)(f)(Prices of previous week)

8. LAAGSTE VERTEENWOORDIGENDE PRYSE GEVRA
(Pryse van vorige week)(VSA\$/t)(e)(f)

US\$/t	2018/01/04	2017/12/28	Change/ Verandering	VSA\$/t
Soybeans, Brazil, c.i.f. Rotterdam	407	406	0.2%	Sojabone, Brasilië, k.a.v. Rotterdam
Soybeans, USA, c.i.f. Rotterdam	405	394	2.8%	Sojabone, VSA, k.a.v. Rotterdam
Groundnuts, USA Runners 40/50*	1225	1225	0.0%	Grondbone, VSA Runners 40/50*
Groundnuts, Argentine Runners 40/50*	1240	1240	0.0%	Grondbone, Argentynse Runners 40/50*
Groundnut-oil, c.i.f. Rotterdam	1345	1345	0.0%	Grondboon-olie, k.a.v. Rotterdam
Sunflower seed, EU c.i.f. Amsterdam	398	396	0.5%	Sonneblomsaad, EU k.a.v. Amsterdam
Sunflower-oil, EU (fob) N.W. Europe	775	775	0.0%	Sonneblom-olie, EU (vab) N.W. Eur.
Rapeseed, Europe, 00, c.i.f. Hamburg	429	418	2.6%	Raapsaad, Europa, 00, k.a.v. Hamburg

* Shelled, c.i.f. Rotterdam

* Uitgedop k a v Rotterdam



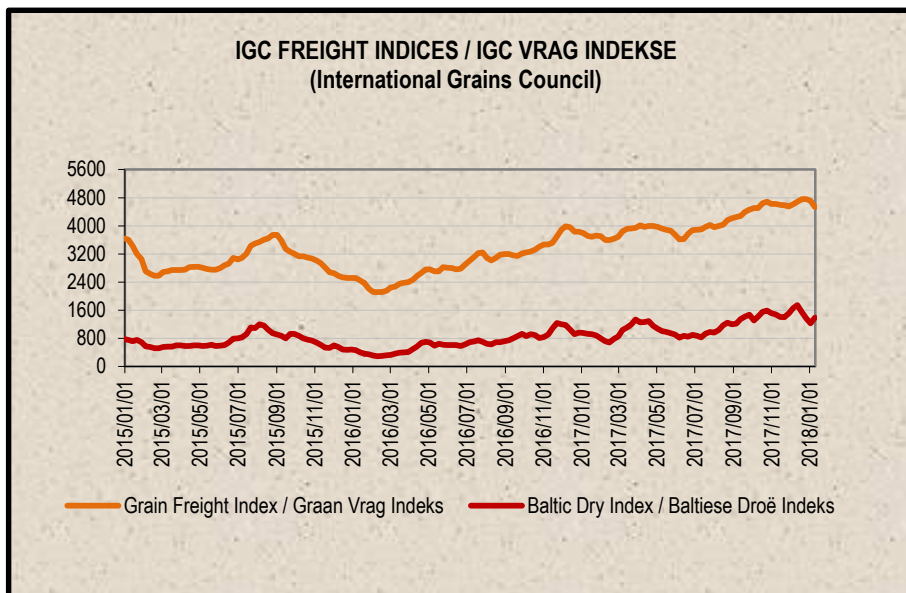
9. IGC FREIGHT INDICES (b)

9. IGC VRAG INDEKSE (b)

IGC FREIGHT INDICES / IGC VRAG INDEKSE							
	2017/12/05	2017/12/12	2017/12/19	2017/12/26	2018/01/02	2018/01/09	
Grain Freight Index*	4613	4691	4759	4759	4710	4535	Graan Vrag Indeks*
Baltic Dry Index	1666	1743	1547	1366	1230	1395	Baltiese Droë Indeks

* IGC Grain Freight Index represents 15 major grain routes, including five from the United States of America, and two each from other main exporting nations (including Argentina, Black Sea, Europe and Canada); with base an average of the four weeks ending 11 May 2005 = 6000. The updated indices will be available on Thursdays on SAGIS' website.

* IGC Graan Vrag Indeks verteenwoordig 15 hoof graanroetes, insluitende vyf vanaf die Verenigde State van Amerika, en twee elk van ander hoof uitvoermasies (insluitende Argentinië, Swart See, Europa en Kanada); met basis 'n gemiddeld van die vier weke geëindig 11 Mei 2005 = 6000. Die opgedateerde indekse sal Donderdae op SAGIS se webwerf beskikbaar.



10. IMPORT PARITY PRICES – SUMMER GRAINS (b)

10. INVOERPARITEITPRYSE - SOMERGRANE (b)

INVOERPARITEITPRYSE VAN SOMERGRANE (BTW UITGESLT)				2018/01/11			IMPORT PARITY PRICES OF SUMMER GRAINS (VAT EXCL)		
ITEM	Nota/ Note	Mielies/Maize	Mielies/Maize	Sorghum	Sorghum	Sorghum	ITEM		
		VSA/ USA Golf/Gulf (no.3Y) \$/t	Argentynse/ Argentine Up River \$/t	VSA/ USA Golf/Gulf \$/t	Argentynse/ Argentine Up River \$/t	Australiese/ Australian Brisbane \$/t			
Internasionale VAB pryse	a	164.00	161.00	196.00	122.00	251.00	International FOB prices		
Vraggeld	b	42.00	31.00	42.00	31.00	18.00	Freight Rates		
Assuransie (0.3% van VAB)		0.49	0.48	0.59	0.37	0.75	Insurance (0.3% of FOB)		
1 KOSTE, ASSURANSIE EN VRAG (KAV) \$/T		206.49	192.48	238.59	153.37	269.75	1 COST, INSURANCE AND FREIGHT (CIF) \$/T		
<i>Omskakel na R/t</i>							<i>Converted to R/t</i>		
R/\$ Wisselkoers op: 2018/01/09		12.4230	12.4230	12.4230	12.4230	12.4230	R/\$ Exchange rate on: 2018/01/09		
2 KOSTE, ASSURANSIE EN VRAG (KAV) R/t		2565.23	2391.18	2964.00	1905.32	3351.10	2 COST, INSURANCE AND FREIGHT (CIF) R/t		
Finansieringskoste	c	21.61	20.14	24.97	16.05	28.23	Financing cost		
3 KOSTE, ASSURANSIE, VRAG EN FINANSIERING R/t		2586.84	2411.32	2988.97	1921.37	3379.33	3 COST, INSURANCE, FREIGHT AND FINANCING R/t		
Aflaaiikoste:	d, e						Discharging cost:		
- Kaapstad		191.47	191.47	n/a	n/a	n/a	- Cape Town		
- Durban		185.45	185.45	190.57	190.57	190.57	- Durban		
Invoertarif	f	0.00	0.00	73.05	45.47	93.55	Import Tariff		
4 VRY OP SPOOR (VOS) R/t							4 FREE ON RAIL (FOR) R/t		
- Kaapstad		2778.31	2602.79	n/a	n/a	n/a	- Cape Town		
- Durban		2772.29	2596.77	3062.02	1966.84	3472.88	- Durban		
Spoorvragkoste	g						Railage cost		
- Durban na Randfontein		460.20	460.20	460.20	460.20	460.20	- Durban to Randfontein		
5 GELEWER:							5 DELIVERED:		
- Durban na Randfontein R/ton		3232.49	3056.97	3522.22	2427.04	3933.08	- Durban to Randfontein R/ton		

Notas/Notes:

a Bron van pryse en vraggeld : IGC GMI
Source of prices and freight rates: IGC GMI

2018/01/09

Termyn / Term	US\$/ton (VAB/FOB)	Vraggeld/Freight Rate:	US\$/ton
Mielies/Maize: VSA/USA (Golf/Gulf No.3Y)	Jan 2018 164.00	US Golf / Gulf	42.00
Mielies/Maize: Argentinië/Argentine (Up River)	Jan 2018 161.00	Argentinië / Argentina	31.00
Sorghum: VSA/USA (Golf / Gulf Mile)	Jan 2018 196.00	Australië/Australia	18.00
Sorghum: Argentinië/Argentine (Up River)	Jan 2018 122.00		
Sorghum: Australië/Australia (Brisbane)	Jan 2018 251.00		

b Vraggeld: bereken vir vragte van +/- 20 000 - 30 000t / Freight rates: calculated for freights of +/- 20 000 - 30 000t

c Finansieringskoste: 30 000t @ KAV @ primakoers vir 30 dae. Bron/Source: SARB 10.25% 2017/07/21
Financing cost: 30 000t @ CIF @ prime rate for 30 days.

d Aflaaiikoste / Discharging costs (R/ton):

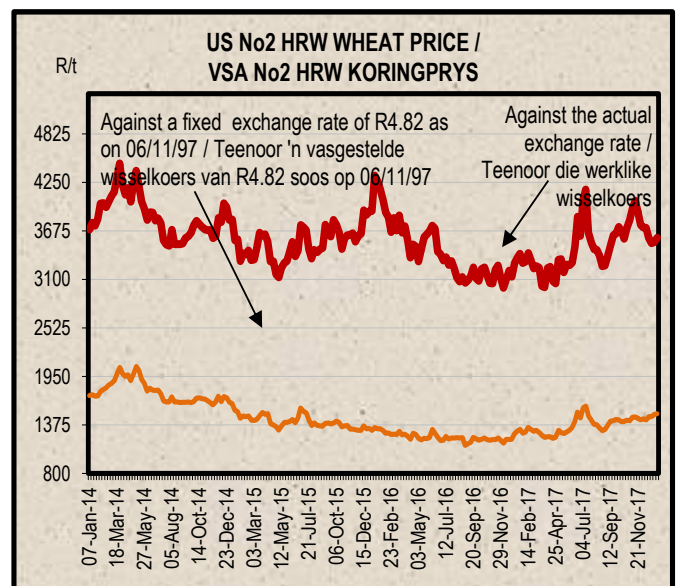
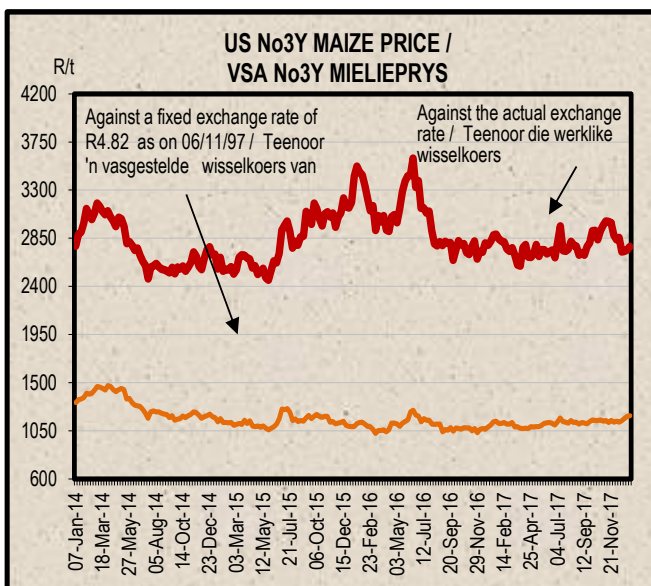
	Mielies/Maize:	Sorghum
Kaapstad / Cape Town:	191.47	n/a
Durban:	185.45	190.57

Bron / Source: MainportAfrica Shipping

e Ingesluit: Kaaigelde, hantering, kaaibesig, agente/dokumentasie, logistiek & opnames (inspeksie van skeepsvrag) / Included: Wharfage, handling, wharf supervision, agent/documentation, logistic & survey (inspection of shipload).
Uitgesluit: Gesondheidsinspeksie-, skeepagentskapfooi, strookbetsingsfooi vir GMO, obergingskoste asook BTW en invoerbelasting / Excluded: Health inspection fee, Ship agency fee, strip testing fees for GMO, storage costs as well as VAT and import duty.
N.B: Slegs 'n aanduiding, aangesien koste van opname beding kan word / N.B: Indication only, as cost of survey can be negotiated.

f Invoertarif / Import Tariff:
Mielies/Maize = Vry / Free
Sorghum = 3% op VAB / on FOB

g Neem asb. kennis dat Spoornet se standaard spoorvrag op 1 April 2017 verhoog het na R460.20.
Please note that Spoornet's standard railage cost has increased on 1 April 2017 to R460.20.



11. IMPORT PARITY PRICES – WINTER CEREALS (b)

11. INVOERPARITEITPRYSSE - WINTERGRANE (b)

INVOERPARITEITPRYSSE VAN WINTERGRANE (BTW UITGESLT)			2018/01/11				IMPORT PARITY PRICES OF WINTER CEREALS (VAT EXCL)		
ITEM	Nota / Note	Koring/Wheat	Koring/Wheat	Koring/Wheat	Koring/Wheat	Gars/Barley	Gars/Barley	ITEM	
		VSA/ USA Golf/Gulf	VSA/ USA PNW	Argentynse/ Argentine Up River	EU Duitsland/ Germany	Australiese/ Australian Fremantle	Franse/ French Rouen		
		HRW	DNS	Trigo Pan	B kwaliteit/ quality	Mout/Maltin g	Mout/Maltin g		
		\$/t	\$/t	\$/t	\$/t	\$/t	\$/t		
Internasionale VAB pryse	a	229.00	283.00	177.00	202.00	269.00	247.00	International FOB prices	
Vraggeld	b	42.00	42.00	31.00	30.00	19.00	31.00	Freight Rates	
Assuransie (0.3% van VAB)		0.69	0.85	0.53	0.61	0.81	0.74	Insurance (0.3% of FOB)	
1 KOSTE, ASSURANSIE EN VRAG (KAV) \$/T		271.69	325.85	208.53	232.61	288.81	278.74	1 COST, INSURANCE AND FREIGHT (CIF) \$/T	
<i>Omskakel na R/t</i>								<i>Converted to R/t</i>	
R/\$ Wisselkoers op: 2018/01/09		12.4230	12.4230	12.4230	12.4230	12.4230	12.4230	R/\$ Exchange rate on: 2018/01/09	
2 KOSTE, ASSURANSIE EN VRAG (KAV) R/t		3375.20	4048.03	2590.57	2889.71	3587.89	3462.79	2 COST, INSURANCE AND FREIGHT (CIF) R/t	
Finansieringskoste	c	28.43	34.10	21.82	24.34	30.23	29.17	Financing cost	
3 KOSTE, ASSURANSIE, VRAG EN FINANSIERING R/t	d, e	3403.63	4082.13	2612.39	2914.05	3618.12	3491.96	3 COST, INSURANCE, FREIGHT AND FINANCING R/t	
AfLaaiKoste								Discharging cost	
3.1 Kaapstad (Hoofsaaklik kaaihykraan metode)		191.47	191.47	191.47	191.47	199.17	199.17	3.1 Cape Town (Mainly shore cranes method)	
3.2 Durban (Hoofsaaklik suig-in-silo metode)		189.30	189.30	189.30	189.30	190.57	190.57	3.2 Durban (Mainly suction into silo method)	
Invoertarief op koring	f	716.30	716.30	716.30	716.30	0.00	0.00	Import Tariff on wheat	
4 VRY OP SPOOR (VOS) R/t								4 FREE ON RAIL (FOR) R/t	
4.1 Kaapstadhawe		4311.40	4989.90	3520.16	3821.82	3817.29	3691.13	4.1 Cape Town Harbour	
4.2 Durbanhawe		4309.23	4987.73	3517.99	3819.65	3808.69	3682.53	4.2 Durban Harbour	
Spoorvragkoste	g							Railage cost	
- Kaapstad na Paarl		119.27	119.27	119.27	119.27	n/a	n/a	- Cape Town to Paarl	
- Durban na Randfontein		460.20	460.20	460.20	460.20	460.20	460.20	- Durban to Randfontein	
5 GELEWER:								5 DELIVERED:	
- Kaapstad na Paarl R/ton		4430.67	5109.17	3639.43	3941.09	n/a	n/a	- Cape Town to Paarl R/ton	
- Durban na Randfontein R/ton		4769.43	5447.93	3978.19	4279.85	4268.89	4142.73	- Durban to Randfontein R/ton	

Notas/Notes: 2018/01/09

a Bron van pryse en vraggeld : IGC GMI
Source of prices and freight rates: IGC GMI

Termyn / Term	VAB/FOB		Vraggeld / Freight Rate:	Gars/Barley =	
	US\$/ton	US\$ + 1		US\$/ton	US\$ + 1
Koring/Wheat HRW No 2 (Hard Red Winter) Golf / Gulf	Jan-18	229.00	US (Golf / Gulf)	42.00	
Koring/Wheat DNS 14% No 2 (Dark Northern Spring) Golf / Gulf	Jan-18	283.00	Argentinië / Argentine (Upriver)	31.00	
Koring/Wheat Argentinië / Argentine (Up River) Trigo Pan	Jan-18	177.00	EEC (Bordeaux Hamburg)	30.00	31.00
Koring/Wheat EU (Duitsland / Germany) B kwaliteit/ quality	Jan-18	202.00	Australië / Australia (Eastern)	18.00	19.00
Gars/Barley: Australiese moutgars/Australian malting barley (Adelaide)	Jan-18	269.00			
Gars/Barley: Franse moutgars/French malting barley (Rouen)	Jan-18	247.00			

b Vraggeld: bereken vir vragte van +/- 20 000 - 30 000t / Freight rates: calculated for freights of +/- 20 000 - 30 000t

c Finansieringskoste: 30 000t @ KAV @ primakoers vir 30 dae. Bron/Source: SARB 10.25% 2017/07/21
Financing cost: 30 000t @ CIF @ prime rate for 30 days.

d AfLaaiKoste / Discharging cost (R/ton):

	Koring/Wheat	Gars/Barley:
Kaapstad / Cape Town:	191.47	199.17
Durban:	189.30	190.57

Bron / Source: Mainport Africa Shipping

e Ingesluit: KaaiKoste, hantering, kaaiKoste, agente/dokumentasie, logistiek & opnames (inspeksie van skeepsvrag).
Included: Wharfage, handling, wharf supervision, agent/documentation, logistic & survey (inspection of shipload).
Uitgesluit: Gesondheidsinspeksie-, skeepsagentskapfooi, strookbetsingsfooi vir GMO, opbergingskoste asook BTW en invoerbelasting.
Excluded: Health inspection fee, Ship agency fee, strip testing fees for GMO, storage costs as well as VAT and import duty.
N.B: Slegs 'n aanduiding, aangesien koste van opname beding kan word / N.B: Indication only, as cost of survey can be negotiated.

f Invoertarief / Import Tariff:
Koring/Wheat = R910.00 p/ton
Gars/Barley = Vry/Free

g Neem asb. Kennis dat SpoorNet se standaard spoorvrag op 1 April 2017 verhoog het soos volg:
Kaapstad na Paarl R119.27 en Durban na Randfontein R460.20.
Please note that on 1 April 2017 SpoorNet's standard railage cost has increased as follows:
Cape Town to Paarl R119.27 and Durban to Randfontein R460.20.

12. IMPORT PARITY PRICES – OIL SEEDS (b)(e)(f)

12. INVOERPARITEITPRYSE - OLIESADE (b)(e)(f)

INVOERPARITEITPRYSE VAN OLIESADE (BTW UITGESLT)		2018/01/11							IMPORT PARITY PRICES OF OIL SEEDS (VAT EXC)	
ITEM	Nota/ Note	Sojabone/ Soybeans	Sojabone/ Soybeans	Sojabone/ Soybeans	Sonneblom/ Sunflower	Canola	Grondbone/ Groundnuts	Grondbone/ Groundnuts	ITEM	
		VSA/ USA Golf/Gulf	Argentynse/ Argentine Up River	Brazilië/ Brazil Paranagua	EU Franse/ French Bordeaux	Kanadese/ Canadian Vancouver	Argentynse/ Argentine Raw Runners 40/50	VSA/ USA Raw Runners 40/50		
Internasionale VAB pryse	a	\$/t	\$/t	\$/t	\$/t	\$/t	\$/t	\$/t	International FOB prices	
Vraggeld	b	372.00	361.00	381.00	385.00	427.00	1135.00 *	1150.00 *	Freight Rates	
Assuransie (0.3% van VAB)		42.00	31.00	31.00	30.00	30.00	90.00	42.00	Insurance (0.3% of FOB)	
1 KOSTE, ASSURANSIE EN VRAG (KAV) \$/T		1.12	1.08	1.14	1.16	1.28	3.41	3.45	1 COST, INSURANCE AND FREIGHT (CIF) \$/T	
Omskakel na R/t		415.12	393.08	413.14	416.16	458.28	1228.41	1195.45	Converted to R/t	
R/\$ Wisselkoers op: 2018/01/09		12.4230	12.4230	12.4230	12.4230	12.4230	12.4230	12.4230	R/\$ Exchange rate on: 2018/01/09	
2 KOSTE, ASSURANSIE EN VRAG (KAV) R/t		R/t	R/t	R/t	R/t	R/t	R/t	R/t	2 COST, INSURANCE AND FREIGHT (CIF) R/t	
		5157.04	4883.23	5132.44	5169.96	5693.21	15260.54	14851.08		
Finansieringskoste	c	43.45	41.14	43.24	43.56	47.96	128.56	125.12	Financing cost	
3 KOSTE, ASSURANSIE, VRAG EN FINANSIERING R/t		5200.49	4924.37	5175.68	5213.52	5741.17	15389.10	14976.20	3 COST, INSURANCE, FREIGHT AND FINANCING R/t	
Aflaaiikoste: Durban	d, e	190.57	190.57	190.57	190.57	190.57	612.66	612.66	Discharging cost Durban	
Invoertarif	f	369.71	358.78	378.65	0.00	530.46	1410.01	1428.65	Import Tariff	
4 VRY OP SPOOR (VOS) R/t Durban		5760.77	5473.72	5744.90	5404.09	6462.20	17411.77	17017.51	4 FREE ON RAIL (FOR) R/t Durban	
Spoorvragkoste	g								Railage cost	
- Durban na Randfontein		460.20	460.20	460.20	460.20	460.20	-	-	- Durban to Randfontein	
5 DELEWER:									5 DELIVERED:	
- Durban na Randfontein R/ton		6220.97	5933.92	6205.10	5864.29	6922.40	-	-	- Durban to Randfontein R/ton	

Notas/Notes:

a Bron van pryse en vraggeld / Source of prices and freight rates : IGC (GMI), Geogalos Peanut World & Oilw

2018/01/09

Termyn / Term	US\$/ton (VAB/FOB)	Vraggeld/Freight Rate:	US\$/ton	
Sojabone/Soybeans: VSA/USA (Golf/Gulf)	Des/Des 2017	372.00	US Golf / Gulf	42.00
Sojabone/Soybeans: Argentinië/Argentina (Up River)	Des/Dec 2017	361.00	Argentinië / Argentina	31.00
Sojabone/Soybeans: Brazilië/Brazil (Paranagua)	Feb 2018	381.00	EEC (Bordeaux/Hamburg)	30.00
Sonneblom/Sunflower: EU Frankryk/France (Bordeaux)	Jan 2018	385.00	Kanada/Canada (North Pacific)	30.00
Canola: Kanada/Canada (Vancouver)	Des/Dec 2017	427.00	Grondbone/Groundnuts (ARG)	90.00
Grondbone/Groundnuts: Argentinië/Argentina (Raw Runner 40/50)	Jan 2018	1135.00		
Grondbone/Groundnuts: VSA/USA (Runners 40/50)	Des/Dec 2017	1150.00		

b Vraggeld: bereken vir vragte van +/- 20 000 - 30 000t / Freight rates: calculated for freights of +/- 20 000 - 30 000t

c Finansieringskoste: 30 000t @ KAV @ primakoers vir 30 dae. Bron/Source: SARB 10.25% 2017/07/21
Financing cost: 30 000t @ CIF @ prime rate for 30 days.

d Aflaaiikoste / Discharging costs (R/ton):

	Sojabone/ Soybeans	Sonneblom/ Sunflower	Canola	Grondbone/ Groundnuts
Bron / Source: Mainport Africa Shipping	Durban:	190.57	190.57	612.66

e Aflaaiikoste / Discharging fees:

Ingesluit: Kaaigelde, hantering, kaaitoesig, agente/dokumentasie, logistiek & opnames (inspeksie van skeepsvrag) /

Included: Wharfage, handling, wharf supervision, agent/documentation, logistic & survey (inspection of shipload).

Uitgesluit: Gesondheidsinspeksie-, skeepsgagentskapfooi, strooktoetsingsfooi vir GMO, opbergingskoste asook BTW en invoerbelasting /

Excluded: Health inspection fee, Ship agency fee, strip testing fees for GMO, storage costs as well as VAT and import duty.

N.B: Slegs 'n aanduiding, aangesien koste van opname beding kan word / N.B: Indication only, as cost of survey can be negotiated.

f Invoertarif / Import Tariff:

Sojabone/Soybeans = 8% op VAB / on FOB

Sonneblom/Sunflower = Vry / Free

Canola = 10% op VAB / on FOB

Grondbone/Groundnuts = 10% op VAB / on FOB

g Neem asb. Kennis dat Spoorwet se standaard spoorvrag op 1 April 2017 verhoog het na R460.20.

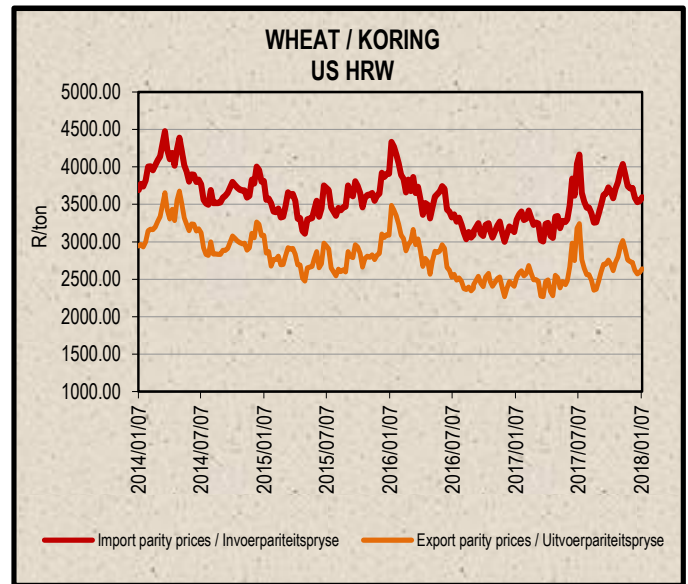
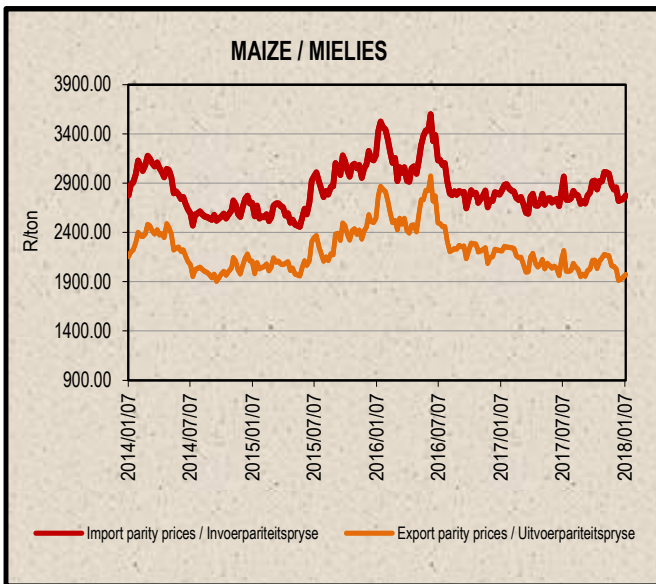
Please note that on 1 April 2017 Spoorwet's standard railage cost has increased to R460.20.

* Kwotasies is k.a.v. pryse. VAB pryse dus berekende pryse (kav minus vraggeld) / Quotes are c.i.f. prices. FOB prices are therefore calculated prices (cif minus freight rates).

13. EXPORT PARITY PRICES (b)

13. UITVOERPARITEITSPRYSE (b)

INDICATIVE EXPORT PARITY PRICES	2018/01/11				AANDUIDENDE UITVOERPARITEITSPRYSE
This is only an example of how an export parity price can be calculated - it can vary according to need	US No3Y Maize/ Mielies Gulf/Golf (b) Jan 2018	US HRW Wheat/Koring Gulf/Golf (b) Jan 2018	US DNS 14% Wheat/Koring PNW (b) Jan 2018	Argentine Raw Runner 40/50 Groundnuts/ Grondbone (f) Jan 2018	Hierdie is slegs 'n voorbeeld van hoe 'n uitvoerpariteitsprys bereken kan word - dit kan varieer volgens behoefte
FOB Gulf value (\$/t)	164.00	229.00	283.00	1160.00	VAB Golfwaarde (\$/t)
Difference in quality and locality of SA ¹ Maize: Plus US\$10 (\$/t) Groundnuts: Less 3,5% of fob value	\$10.00			96,5%	Kwaliteits- en liggingsverskil van SA ¹ Mielies: Plus VS\$10 (\$/t) Grondbone: Min 3,5% van vab waarde
SA fob price (\$/t)	174.00	229.00	283.00	1119.40	SA vab prys (\$/t)
Exchange rate (1\$=: (2017/12/12)	12.4230	12.4230	12.4230	12.4230	Wisselkoers (1\$=: (2017/12/12)
FOB Gulf value (R/t)	2161.60	2844.87	3515.71	13906.31	VAB Golfwaarde (R/t)
Marketing costs:					Bemarkings koste:
Financing (Prime rate 10.25% - 30 days) (R/t)	18.21	23.97	29.62	117.16	Finansieringskoste (Primakoers 10.25% - 30 dae) (R/t)
Railage: ² Randfontein – Durban harbour	460.20	460.20	460.20	-	Spoorvrag: ² Randfontein – Durbanhawe
Loading costs: (R/t) ³ Durban Harbour (Mainly spout method)	170.98	182.97	182.97	508.83	Oplaikoste: (R/t) ³ Durbanhawe (Hoofsaaklik regter metode)
EXPORT REALISATION (R/t):					UITVOER REALISASIE (R/t):
Randfontein	1512.21	2177.73	2842.92	13280.32	Randfontein
<i>Difference in quality and locality of SA (As requested by the industry)</i>					<i>Kwaliteits- en liggingsverskil van SA (Soos deur die bedryf versoek)</i>
<i>As from 14 June 2012, the discount/rebate will no longer be used to calculate the export parity price on US HRW and a new calculation will be added for US DNS, also without the discount/rebate.</i>					<i>Vanaf 14 Junie 2012 sal die diskonto/premie nie meer gebruik word by die berekening van die uitvoerpariteitprys van US HRW nie en 'n nuwe berekening word nou vir US DNS gedoen, ook sonder diskonto/premie.</i>
<i>Railage costs: Please note that on 1 April 2017 Spoornet's standard railage cost has increased to R460.20.</i>					<i>Spoorvrag koste: Neem asb. Kennis dat Spoornet se standaard spoorvrag op 1 April 2017 verhoog het na R460.20.</i>
<i>Loading costs, received from Mainport Africa Shipping: Included: Cargo dues, handling, wharf supervision, agency/documentation, logistics & surveys (inspection of cargo). Excluded: Ship agent fees, health & PPECB inspections, storage facility & transport costs to storage facility, VAT & duties.</i>					<i>Oplaikoste, ontvang van Mainport Africa Shipping: Ingesluit: Kaaigelde, hantering, kaaitoesig, agente/dokumentasie, logistiek & opnames (inspeksie van skeepsvrag) Uitgesluit: Skeepagentskaps-, inspeksie-, opbergings- en vervoerkoste na opbergingsfasiliteit, BTW & invoerbelasting.</i>



14. WEATHER

For local weather, please follow the link below:
www.weathersa.co.za

14. WEER

Vir plaaslike weer, volg asseblief die onderstaande skakel:
www.weathersa.co.za

15. SUNDRIES (g)

14. DIVERSE (g)

RSA GRAIN & OILSEED POSITION / RSA GRAAN & OLIESAAD POSISIE

		White Maize / Witmielies	Yellow Maize / Geelmielies	Total Maize / Totaal Mielies	Barley / Gars	Oats / hawer	Wheat / Koring
From:		2017/05	2017/05	2017/05	2017/10	2017/10	2017/10
Until:		2017/12	2017/12	2017/12	2017/12	2017/12	2017/12
Opening stock / beginvoorraad		597 837	496 801	1 094 638	199 221	27 613	341 424
Deliveries / Lewerings	(a)	9 006 127	6 102 970	15 109 097	289 578	11 683	724 136
Imports / Invoere		0	0	0	0	0	553 926
Utilisation / Aanwending	(b)	3 788 899	2 468 049	6 256 948	57 233	10 245	562 494
Exports / Uitvoere		553 405	1 183 616	1 737 021	3 778	0	5 089
Sundries / Diverse	(c)	8 216	-14 743	-6 527	-379	-14	2 548
Unutilised stock/ Onaangewende voorraad		5 253 444	2 962 849	8 216 293	428 167	29 065	1 049 355

		Sorghum	Canola	Groundnuts / Grondbone	Soybeans / Sojabone	Sunflower / Sonneblom
From:		2017/03	2017/10	2017/03	2017/03	2017/03
Until:		2017/12	2017/12	2017/12	2017/12	2017/12
Opening stock / beginvoorraad		35 238	21 350	8 253	84 792	163 086
Deliveries / Lewerings	(a)	147 500	91 536	90 406	1 277 417	866 479
Imports / Invoere		55 801	0	14 927	26 392	512
Utilisation / Aanwending	(b)	126 853	20 513	51 985	800 379	665 337
Exports / Uitvoere		10 571	0	8 227	412	168
Sundries / Diverse	(c)	4 129	-114	15	-1 296	-9 545
Unutilised stock/ Onaangewende voorraad		96 986	92 487	53 359	589 106	374 117

Notes:

- (a) Deliveries directly from farms. / Lewerings direk vanaf plase.
 (b) Includes withdrawn by farmers, end-consumers and seed (d). / Ingesluit onttrekking deur produsente, eindverbruikers en saad vir plantdoeleindes (d).
 (c) Includes surplus and shortages. / Ingesluit surplusse en tekorte.
 (d) Seed: No seed information for maize and sorghum. / Saad: Geen saad inligting vir mielies en sorghum nie.

Sources / Bronne:

(a) = Safex; (b) = International Grains Council; (c) = CBOT; (d) = KCBT;
 (e) = Oil World; (f) = Geogal's Peanut World; (g) = SAGIS.

* Formula according to ITAC (International Trade Administration Commission of South Africa)/
 Formule volgens ITAC (International Trade Administration Commission of South Africa)

SAGIS
 Nico Hawkins
 General Manager / Hoofbestuurder

Indemnity/Vrywaring: Although everything has been done to ensure the accuracy of the information, neither SAGIS nor any of its directors or employees takes any responsibility for actions or losses that might occur as a result of the usage of this information. / Alhoewel alles gedoen is om te verseker dat die inligting korrek is, aanvaar nie SAGIS of enige van sy direkteure of werknemers verantwoordelikheid vir enige aksies of verliese as gevolg van die inligting wat gebruik is nie.