

SAGIS WEEKLY BULLETIN / SAGIS WEEKLIKSE BULLETIN

1. Producer Deliveries (ton):			1. Produsentelewerings (ton):	
Commodity	Latest week/ Jongste week: 6 - 12 Jan 2018	Total: current marketing year/ Totaal: huidige bemarkingsjaar	Total: same period previous marketing year/ Totaal: selfde periode vorige bemarkingsjaar	Kommoditeit
White maize	7 897	9 044 824	2 917 582	Witmielies
Yellow maize	2 256	6 146 202	3 516 021	Geelmielies
Total: maize	10 153	15 191 026	6 433 603	Totaal: mielies
Wheat	17 717	1 341 286	1 700 524	Koring

2. Imports (ton):			2. Invoere (ton):	
2.1 Imports for RSA			2.1 Invoere vir RSA	
Commodity	Latest week/ Jongste week: 6 - 12 Jan 2018	Total: current marketing year/ Totaal: huidige bemarkingsjaar	Total: same period previous marketing year/ Totaal: selfde periode vorige bemarkingsjaar	Kommoditeit
White maize	0	0	560 620	Witmielies
Yellow maize	0	0	928 943	Geelmielies
Maize Total	0	0	1 489 563	Mielies Totaal
Wheat	10 007	635 376	79 214	Koring

Origin of imports / Oorsprong van invoere

White maize/Witmielies	Yellow maize/Geelmielies	Wheat/Koring
		Argentina
		Lithuania
		Romania
		Russia
		Ukraine
		USA

2.2 Imports for other countries

2.2 Invoere vir ander lande

White maize	0	0	268 818	Witmielies
Yellow maize	0	0	10 955	Geelmielies
Maize Total	0	0	279 773	Mielies Totaal
Wheat	0	76 858	61 251	Koring

Origin of imports / Oorsprong van invoere

White maize/Witmielies	Yellow maize/Geelmielies	Wheat/Koring
		Argentina
		Lithuania
		Russia
		Ukraine
		USA

3. Exports (ton):

3.1 RSA Exports

Commodity	Latest week/ Jongste week: 6 - 12 Jan 2018	Total: current marketing year/ Totaal: huidige bemarkingsjaar	Total: same period previous marketing year/ Totaal: selfde periode vorige bemarkingsjaar	Kommoditeit
White maize	4 876	550 939	355 177	Witmielies
Yellow maize	44 177	1 252 831	219 033	Geelmielies
Maize Total	49 053	1 803 770	574 210	Mielies Totaal
Wheat	0	4 730	16 098	Koring

Destination of exports / Bestemming van uitvoere

White maize/Witmielies	Yellow maize/Geelmielies	Wheat/Koring
Botswana	Angola	Botswana
Kenya	Botswana	Lesotho
Lesotho	Japan	Namibia
Mozambique	North Korea	Swaziland
Namibia	South Korea	Zimbabwe
Qatar	Lesotho	
Spain	Mozambique	
Swaziland	Namibia	
Uganda	Swaziland	
Zimbabwe	Taiwan	
	Zimbabwe	

3.2 Imports for Exports

Commodity	Latest week/ Jongste week: 6 - 12 Jan 2018	Total: current marketing year/ Totaal: huidige bemarkingsjaar	Total: same period previous marketing year/ Totaal: selfde periode vorige bemarkingsjaar	Kommoditeit
White maize	0	24 868	144 576	Witmielies
Yellow maize	0	0	10 813	Geelmielies
Maize Total	0	24 868	155 389	Mielies Totaal
Wheat	6 107	68 059	68 644	Koring

Destination of exports / Bestemming van uitvoere

White maize/Witmielies	Yellow maize/Geelmielies	Wheat/Koring
Botswana		Botswana
Zimbabwe		Lesotho
		Mozambique
		Swaziland
		Zimbabwe

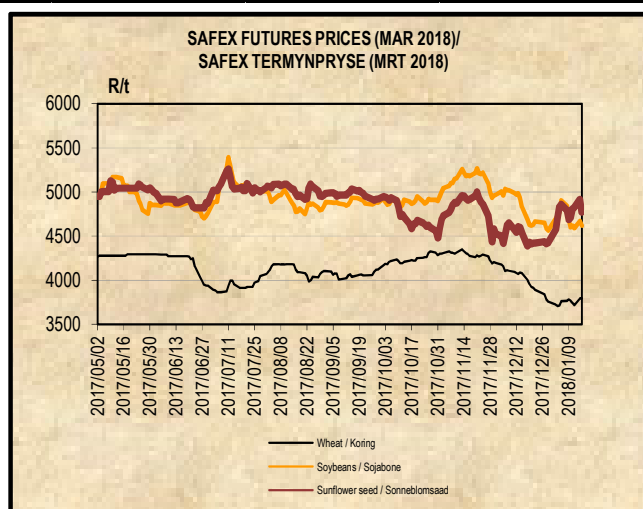
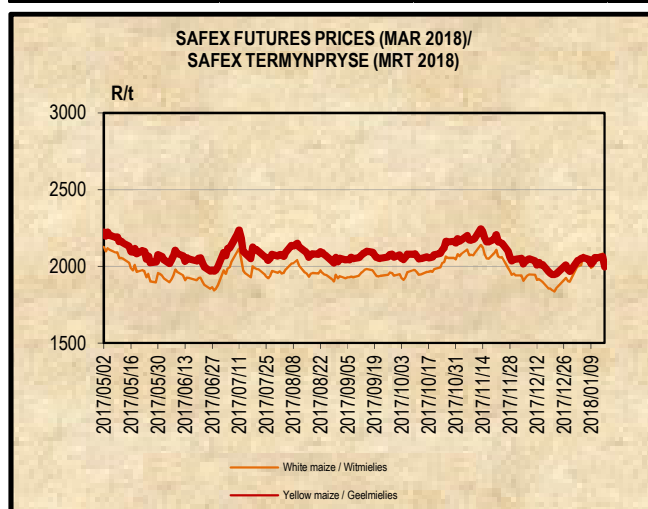
3. Uitvoere (ton):

3.1 RSA Uitvoere

4. DOMESTIC PRICES PER SAFEX (R/t)(a)

4. PLAASLIKE PRYSE VOLGENS SAFEX (R/t)(a)

Commodity	Future Prices / Termynpryse (2018/01/16) R/ton					Kommoditeit
	Jan-18	Mar-18	May-18	Jul-18	Sep-18	
White maize	1944.00	1983.00	2031.00	2087.00	2147.00	Witmielies
Yellow maize	1972.00	1998.00	2044.00	2059.00	2121.00	Geelmielies
Wheat	3746.00	3797.00	3874.00	3922.00	3873.00	Koring
Sunflower	4750.00	4771.00	4685.00	4770.00	4915.00	Sonneblom
Soybeans	4586.00	4619.00	4641.00	4739.00	4839.00	Sojabone
Sorghum	2850.00	2650.00	2800.00	3352.00	3385.00	Sorghum



5. IMPORT TARIFF ON MAIZE (b)*
5. INVOERTARIEF OP MIELIES (b)*

Derived US No2Y Yellow Maize fob (Gulf) (b)	2018-01-10	2018-01-11	2018-01-12	2018-01-15	2018-01-16	Afgeleide VSA No2Y Geelmielies vab (Golf) (b)
RSA Initial Reference Price	\$110.00					RSA Oorspronklike Verwysingsprys
Base price (\$/t)	117.65	117.65	117.65	117.65	117.65	Basisprys (\$/t)
Daily price (\$/t) (IGC)	165.60	165.60	164.60	164.60	164.60	Daaglikse prys (\$/t) (IGC)
Average of 21 days (\$/t)	160.60	161.12	161.60	162.08	162.60	Gemiddeld van 21 dae (\$/t)
Deviation from base price (\$/t)	-42.95	-43.47	-43.95	-44.43	-44.95	Afwyking van basisprys (\$/t)
Duty on maize (\$/t)	-50.60	-51.12	-51.60	-52.08	-52.60	Reg op mielies (\$/t)
R/\$ Exchange rate (average of 21 days)	12.7616	12.7045	12.6476	12.5876	12.5297	R/\$ Wisselkoers (gemiddeld van 21 dae)
Duty on maize before adjustment (R/t)	-645.74	-649.45	-652.62	-655.56	-659.06	Reg op mielies voor aanpassing (R/t)
Real effective exchange rate index	0.8215	0.8215	0.8215	0.8215	0.8215	Reële effektiewe wisselkoersindeks
Duty on maize (R/t)	-530.47	-533.53	-536.12	-538.54	-541.42	Reg op mielies (R/t)
Tariff Gazetted 2006/12/08	R0.00/t					Tarief gepubliseer 2006/12/08

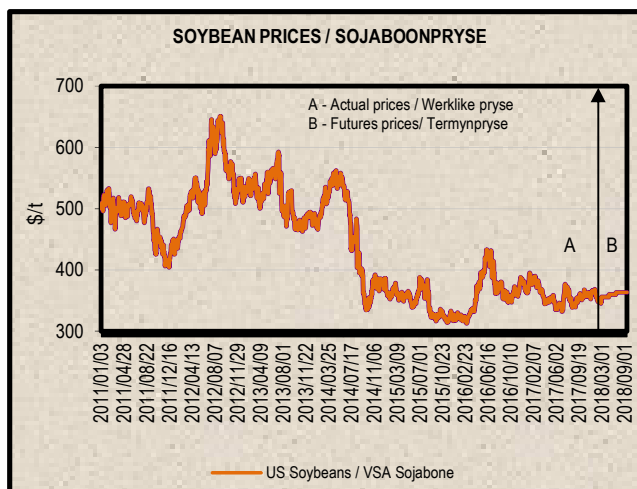
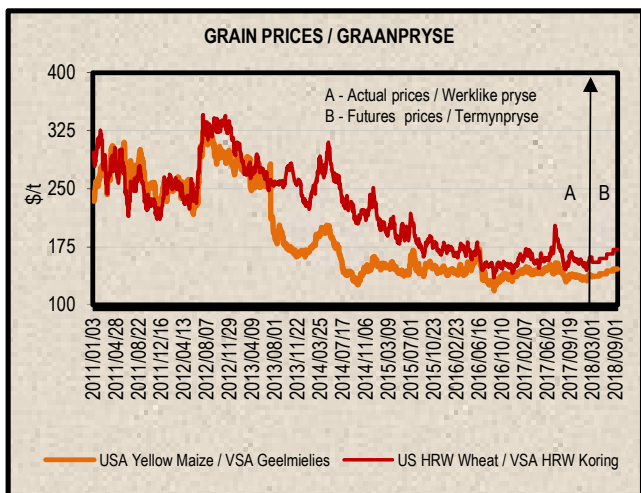
6. IMPORT TARIFF ON WHEAT (b)*
6. INVOERTARIEF OP KORING (b)*

US No2 HRW fob (Gulf)	2017/12/19	2017/12/26	2018/01/02	2018/01/09	2018/01/16	VSA No2 HRW vab (Golf)
RSA Initial Reference Price	279.00	279.00	279.00	279.00	279.00	RSA Oorspronklike Verwysingsprys
Base price (\$/t)	218.00	218.00	218.00	218.00	218.00	Basis prys (\$/t)
Weekly price (\$/t) (IGC)	222.00	222.00	227.00	229.00	223.00	Weeklikse prys (\$/t) (IGC)
3 Weeks moving average (\$/t)	218.33	219.67	223.67	226.00	226.33	3 Weke skuiwende gemiddeld (\$/t)
Number of weeks that the deviation is more than \$10						Aantal weke wat die afwyking meer as \$10 is
Deviation from base price (\$/t)	-0.33	-1.67	-5.67	-8.00	-8.33	Afwyking van basisprys (\$/t)
Calculated duty on wheat (\$/t)	60.67	59.33	55.33	53.00	52.67	Berekende reg op koring (\$/t)
R/\$ exchange rate	12.7394	12.5219	12.3330	12.4230	12.2532	R/\$ wisselkoers
Calculated duty before adjustment (R/t)	808.42	815.08	824.64	658.42	645.38	Berekende reg voor aanpassing (R/t)
Real effective exchange rate Index	0.8447	0.8447	0.8215	0.8215	0.8215	Reële effektiewe wisselkoersindeks
Calculated duty on wheat (R/t)	682.87	688.49	696.57	540.89	530.18	Berekende reg op koring (R/t)
Tariff Gazetted 2017/12/15 (R/t)	R 716.30					Tarief gepubliseer 2017/12/15 (R/t)

7. PRICES – INTERNATIONAL (US\$/t)

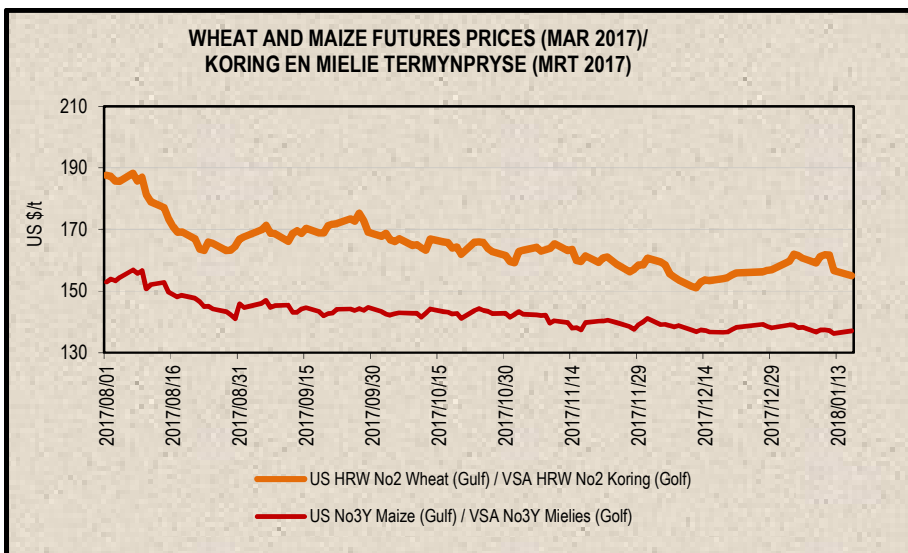
7. PRYSE - INTERNASIONAAL (VSA\$/t)

FOB (US\$/t)	Export Quotations/ Uitvoerkwotasie (b)(e)(f)				VAB (VSA\$/t)
	2018/01/16	2018/01/09	2018/01/02	2017/12/26	
US No 2 HRW Wheat (Gulf)	223.00	229.00	227.00	222.00	VSA No 2 HRW Koring (Golf)
US DNS Wheat 14% PNW	276.00	283.00	200.00	199.00	VSDNS Koring 14% PNW
Argentine Wheat (Up River)	178.00	177.00	177.00	178.00	Argentynse Koring (Up River)
EC (France) Wheat (grade 1)	192.00	194.00	193.00	190.00	EU (Frankryk) Koring (graad 1)
EC (Germany) B Quality Wheat	199.00	202.00	201.00	200.00	EU (Duitsland) B Kwaliteit Koring
Black Sea Milling Wheat	193.00	191.00	191.00	191.00	Swart See Maalkoring
US No 3Y Maize (Gulf)	163.00	164.00	163.00	159.00	VSA No3Y Mielies (Golf)
Argentine Maize (Up River)	162.00	161.00	163.00	163.00	Argentynse Mielies (Up River)
US Sorghum (Gulf)	199.00	196.00	196.00	192.00	VSA Sorghum (Golf)
Argentine Sorghum (Up River)	124.00	122.00	123.00	124.00	Argentynse Sorghum (Up River)
US Soybeans (Gulf)	372.00	372.00	370.00	371.00	VSA Sojabone (Gulf)
Argentine Soybeans (Up River)	361.00	361.00	361.00	363.00	Argentynse Sojabone (Up River)
Canadian Canola	423.00	427.00	421.00	418.00	Kanadese Canola
Argentine Groundnuts Runners 40/50	1130.00	1150.00	1150.00	1150.00	Argentynse Grondbone 40/50 Runners
US Groundnuts Runners 40/50 shelled	1135.00	1135.00	1135.00	1135.00	VSA Grondbone 40/50 Runners uitgedop
Australian Malting Barley (Commander Malt)	271.00	269.00	268.00	267.00	Australiese Moutgars (Commander Mout)



Futures prices (US\$/t) / Termynpryse (VSA\$/t) (c)(d) (2018/01/16)

Commodity	Mar-18	May-18	Jul-18	Sep-18	Dec-18	Mar-18	Kommoditeit
US No3 Yellow maize	137.08	140.39	143.69	146.69	150.54	154.17	VSA No3 Geelmielies
US No2 HRW wheat	155.06	159.98	165.86	171.96	179.67	184.82	VSA No2 HRW koring
US Soybeans	355.68	359.87	363.40	363.54	n/a	367.80	VSA Sojabone

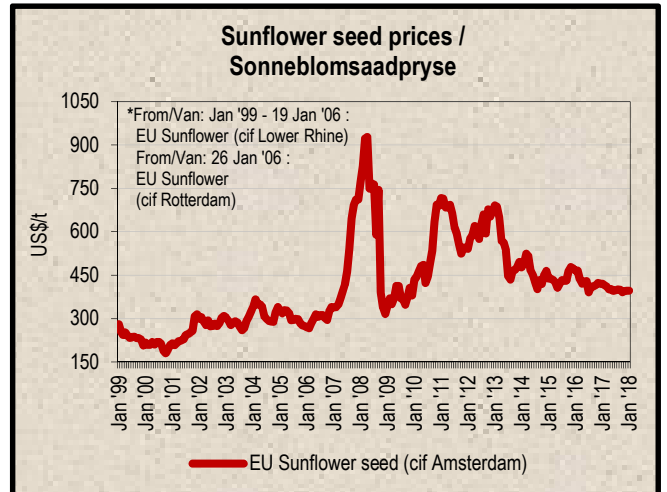
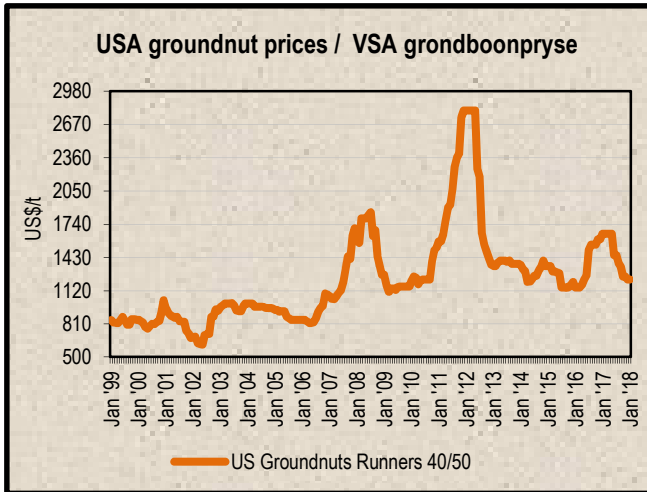


8. LOWEST REPRESENTATIVE ASKING PRICES
(US\$/t)(e)(f)(Prices of previous week)

8. LAAGSTE VERTEENWOORDIGENDE PRYSE GEVRA
(Pryse van vorige week)(VSA\$/t)(e)(f)

US\$/t	2018/01/11	2018/01/04	Change/ Verandering	VSA\$/t
Soybeans, Brazil, c.i.f. Rotterdam	402	407	-1.2%	Sojabone, Brasilië, k.a.v. Rotterdam
Soybeans, USA, c.i.f. Rotterdam	393	405	-3.0%	Sojabone, VSA, k.a.v. Rotterdam
Groundnuts, USA Runners 40/50*	1225	1225	0.0%	Grondbone, VSA Runners 40/50*
Groundnuts, Argentine Runners 40/50*	1220	1240	-1.6%	Grondbone, Argentynse Runners 40/50*
Groundnut-oil, c.i.f. Rotterdam	1345	1345	0.0%	Grondboon-olie, k.a.v. Rotterdam
Sunflower seed, EU c.i.f. Amsterdam	396	398	-0.5%	Sonneblomsaad, EU k.a.v. Amsterdam
Sunflower-oil, EU (fob) N.W. Europe	775	775	0.0%	Sonneblom-olie, EU (vab) N.W. Eur.
Rapeseed, Europe, 00, c.i.f. Hamburg	425	429	-0.9%	Raapsaad, Europa, 00, k.a.v. Hamburg

* Shelled, c.i.f. Rotterdam * Uitgedop k a v Rotterdam



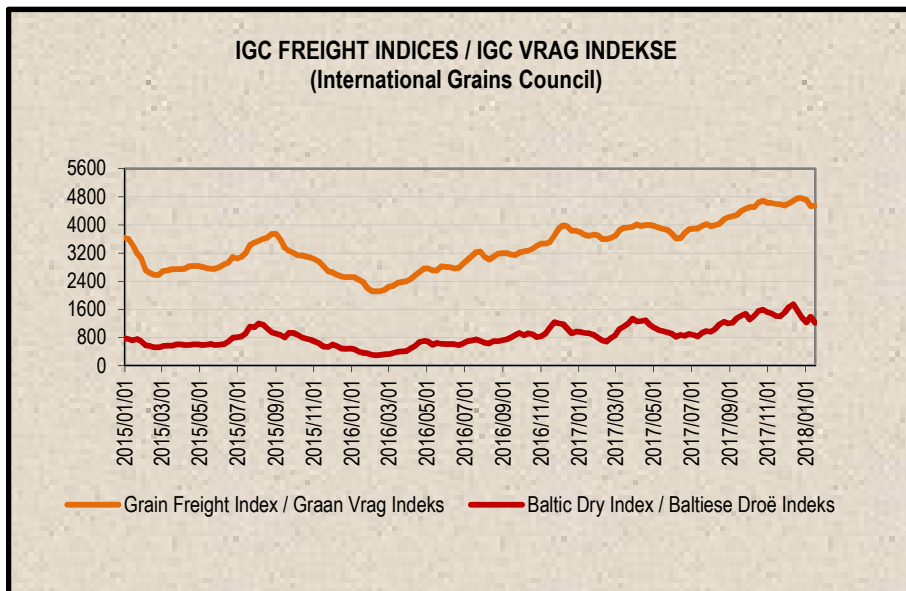
9. IGC FREIGHT INDICES (b)

9. IGC VRAG INDEKSE (b)

IGC FREIGHT INDICES / IGC VRAG INDEKSE							
	2017/12/12	2017/12/19	2017/12/26	2018/01/02	2018/01/09	2018/01/16	
Grain Freight Index*	4691	4759	4759	4710	4535	4554	Graan Vrag Indeks*
Baltic Dry Index	1743	1547	1366	1230	1395	1221	Baltiese Droë Indeks

* IGC Grain Freight Index represents 15 major grain routes, including five from the United States of America, and two each from other main exporting nations (including Argentina, Black Sea, Europe and Canada); with base an average of the four weeks ending 11 May 2005 = 6000. The updated indices will be available on Thursdays on SAGIS' website.

* IGC Graan Vrag Indeks verteenwoordig 15 hoof graanroetes, insluitende vyf vanaf die Verenigde State van Amerika, en twee elk van ander hoof uitvoermasies (insluitende Argentinië, Swart See, Europa en Kanada); met basis 'n gemiddeld van die vier weke geëindig 11 Mei 2005 = 6000. Die opgedateerde indekse sal Donderdae op SAGIS se webwerf beskikbaar.



10. IMPORT PARITY PRICES – SUMMER GRAINS (b)

10. INVOERPARITEITPRYSE - SOMERGRANE (b)

INVOERPARITEITPRYSE VAN SOMERGRANE (BTW UITGESLT)			2018/01/18			IMPORT PARITY PRICES OF SUMMER GRAINS (VAT EXCL)		
ITEM	Nota/ Note	Mielies/Maize	Mielies/Maize	Sorghum	Sorghum	Sorghum	ITEM	
		VSA/ USA Golf/Gulf (no.3Y)	Argentynse/ Argentine Up River	VSA/ USA Golf/Gulf	Argentynse/ Argentine Up River	Australiese/ Australian Brisbane		
Internasionale VAB pryse	a	\$/t	\$/t	\$/t	\$/t	\$/t	International FOB prices	
Vraggeld	b	163.00	162.00	199.00	124.00	263.00	Freight Rates	
Assuransie (0.3% van VAB)		42.00	31.00	42.00	31.00	18.00	Insurance (0.3% of FOB)	
1 KOSTE, ASSURANSIE EN VRAG (KAV) \$/T		0.49	0.49	0.60	0.37	0.79	1 COST, INSURANCE AND FREIGHT (CIF) \$/T	
<i>Omskakel na R/t</i>		205.49	193.49	241.60	155.37	281.79	<i>Converted to R/t</i>	
R/\$ Wisselkoers op: 2018/01/16		12.2532	12.2532	12.2532	12.2532	12.2532	R/\$ Exchange rate on: 2018/01/16	
2 KOSTE, ASSURANSIE EN VRAG (KAV) R/t		R/t	R/t	R/t	R/t	R/t	2 COST, INSURANCE AND FREIGHT (CIF) R/t	
		2517.91	2370.87	2960.37	1903.78	3452.83		
Finansieringskoste	c	21.21	19.97	24.94	16.04	29.09	Financing cost	
3 KOSTE, ASSURANSIE, VRAG EN FINANSIERING R/t		2539.12	2390.84	2985.31	1919.82	3481.92	3 COST, INSURANCE, FREIGHT AND FINANCING R/t	
Afblaikoste:	d, e						Discharging cost:	
- Kaapstad		191.47	191.47	n/a	n/a	n/a	- Cape Town	
- Durban		185.45	185.45	190.57	190.57	190.57	- Durban	
Invoertarif	f	0.00	0.00	73.15	45.58	96.68	Import Tariff	
4 VRY OP SPOOR (VOS) R/t							4 FREE ON RAIL (FOR) R/t	
- Kaapstad		2730.59	2582.31	n/a	n/a	n/a	- Cape Town	
- Durban		2724.57	2576.29	3058.46	1965.40	3578.60	- Durban	
Spoorvragkoste	g						Railage cost	
- Durban na Randfontein		460.20	460.20	460.20	460.20	460.20	- Durban to Randfontein	
5 GELEWER:							5 DELIVERED:	
- Durban na Randfontein R/ton		3184.77	3036.49	3518.66	2425.60	4038.80	- Durban to Randfontein R/ton	

Notas/Notes:

a Bron van pryse en vraggeld : IGC GMI
Source of prices and freight rates: IGC GMI

2018/01/16

Termyn / Term	US\$/ton (VAB/FOB)	Vraggeld/Freight Rate:	US\$/ton	
Mielies/Maize: VSA/USA (Golf/Gulf No.3Y)	Jan 2018	163.00	US Golf / Gulf	42.00
Mielies/Maize: Argentinië/Argentina (Up River)	Jan 2018	162.00	Argentinië / Argentina	31.00
Sorghum: VSA/USA (Golf / Gulf/Milo)	Jan 2018	199.00	Australië/Australia	18.00
Sorghum: Argentinië/Argentina (Up River)	Jan 2018	124.00		
Sorghum: Australië/Australia (Brisbane)	Mrt/Mar 2018	263.00		

b Vraggeld: bereken vir vragte van +/- 20 000 - 30 000t / Freight rates: calculated for freights of +/- 20 000 - 30 000t

c Finansieringskoste: 30 000t @ KAV @ primakoers vir 30 dae. Bron/Source: SARB 10.25% 2017/07/21
Financing cost 30 000t @ CIF @ prime rate for 30 days.

d Afblaikoste / Discharging costs (R/tn):

	Mielies/Maize:	Sorghum
Kaapstad / Cape Town:	191.47	n/a
Durban:	185.45	190.57

Bron / Source: Mainport Africa Shipping

e Ingesluit: Kaaigelde, hantering, kaaitoesig, agente/dokumentasie, logistiek & opnames (inspeksie van skeepsvrag) /

Included: Wharfage, handling, wharf supervision, agent/documentation, logistic & survey (inspection of shipload).

Uitgesluit: Gesondheidsinspeksie-, skeepagentskapfooi, strookbetsingsfooi vir GMO, obergingskoste asook BTW en invoerbelasting /

Excluded: Health inspection fee, Ship agency fee, strip testing fees for GMO, storage costs as well as VAT and import duty.

N.B: Slegs 'n aanduiding, aangiesien koste van opname beding kan word / N.B: Indication only, as cost of survey can be negotiated.

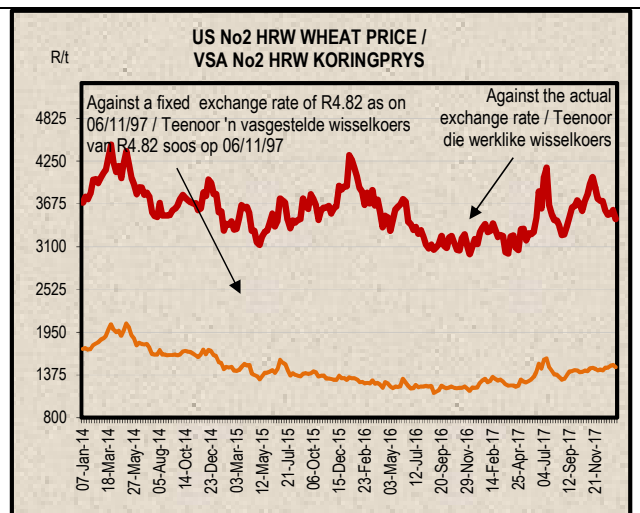
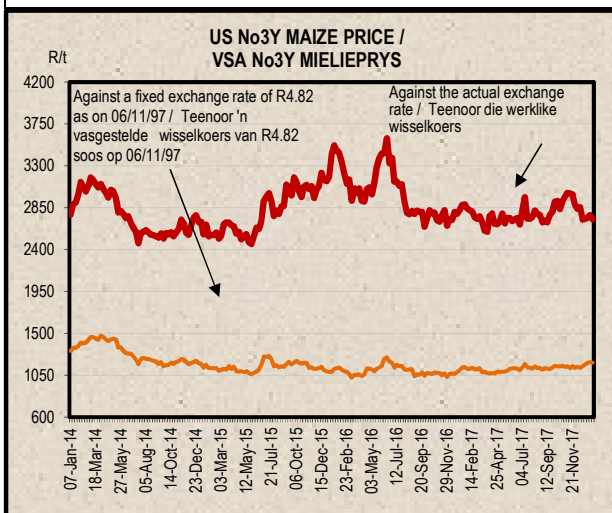
f Invoertarif / Import Tariff:

Mielies/Maize = Vry / Free

Sorghum = 3% op VAB / on FOB

g Neem asb. kennis dat Spoorne se standaard spoorvrag op 1 April 2017 verhoog het na R460.20.

Please note that Spoornets standard railrage cost has increased on 1 April 2017 to R460.20.



11. IMPORT PARITY PRICES – WINTER CEREALS (b)

11. INVOERPARITEITPARYSE - WINTERGRANE (b)

INVOERPARITEITPARYSE VAN WINTERGRANE (BTW UITGESLT)		2018/01/16		IMPORT PARITY PRICES OF WINTER CEREALS (VAT EXCL)				
ITEM	Nota/ Note	Koring/Wheat	Koring/Wheat	Koring/Wheat	Koring/Wheat	Gars/Barley	Gars/Barley	ITEM
		VSA/ USA Golf/Gulf HRW	VSA/ USA PNW DNS	Argentynse/ Argentine Up River Trigo Pan	EU Duitsland/ Germany B kwaliteit/ quality	Australiese/ Australian Fremantle Mout/Malting	Frans/ French Rouen Mout/Malting	
Internasionale VAB pryse	a	223.00	276.00	178.00	199.00	271.00	250.00	International FOB prices
Vraggeld	b	42.00	42.00	31.00	31.00	19.00	32.00	Freight Rates
Assuransie (0.3% van VAB)		0.67	0.83	0.53	0.60	0.81	0.75	Insurance (0.3% of FOB)
1 KOSTE, ASSURANSIE EN VRAG (KAV) \$/T		265.67	318.83	209.53	230.60	290.81	282.75	1 COST, INSURANCE AND FREIGHT (CIF) \$/T
<i>Omskakel na R/t</i>								<i>Converted to R/t</i>
R/\$ Wisselkoers op: 2018/01/16		12.2532	12.2532	12.2532	12.2532	12.2532	12.2532	R/\$ Exchange rate on: 2018/01/16
2 KOSTE, ASSURANSIE EN VRAG (KAV) R/t		3255.31	3906.69	2567.41	2825.59	3563.35	3464.59	2 COST, INSURANCE AND FREIGHT (CIF) R/t
Finansieringskoste	c	27.42	32.91	21.63	23.80	30.02	29.19	Financing cost
3 KOSTE, ASSURANSIE, VRAG EN FINANSIERING R/t		3282.73	3939.60	2589.04	2849.39	3593.37	3493.78	3 COST, INSURANCE, FREIGHT AND FINANCING R/t
Aflaai-koste	d, e							Discharging cost
3.1 Kaapstad (Hoofsaaklik kaaihykraan metode)		191.47	191.47	191.47	191.47	199.17	199.17	3.1 Cape Town (Mainly shore cranes method)
3.2 Durban (Hoofsaaklik suig-in-silo metode)		189.30	189.30	189.30	189.30	190.57	190.57	3.2 Durban (Mainly suction into silo method)
Invoertarif op koring	f	716.30	716.30	716.30	716.30	0.00	0.00	Import Tariff on wheat
4 VRY OP SPOOR (VOS) R/t								4 FREE ON RAIL (FOR) R/t
4.1 Kaapstadhawe		4190.50	4847.37	3496.81	3757.16	3792.54	3692.95	4.1 Cape Town Harbour
4.2 Durbanhawe		4188.33	4845.20	3494.64	3754.99	3783.94	3684.35	4.2 Durban Harbour
Spoornragkoste	g							Railage cost
- Kaapstad na Paarl		119.27	119.27	119.27	119.27	n/a	n/a	- Cape Town to Paarl
- Durban na Randfontein		460.20	460.20	460.20	460.20	460.20	460.20	- Durban to Randfontein
5 GELEWER:								5 DELIVERED:
- Kaapstad na Paarl R/ton		4309.77	4966.64	3616.08	3876.43	n/a	n/a	- Cape Town to Paarl R/ton
- Durban na Randfontein R/ton		4648.53	5305.40	3954.84	4215.19	4244.14	4144.55	- Durban to Randfontein R/ton

Notas/Notes: 2018/01/16

a Bron van pryse en vraggeld : IGC GMI
Source of prices and freight rates: IGC GMI

Termyn / Term	VAB/FOB US\$/bn	Vraggeld / Freight Rate: US\$/ton	Gars/Barley = US\$ + 1
Jan-18	223.00	US (Golf / Gulf)	42.00
Jan-18	276.00	Argentinië / Argentine (Upriver)	31.00
Jan-18	178.00	EEC (Bordeaux Hamburg)	31.00
Jan-18	199.00	Australië / Australia (Eastern)	18.00
Jan-18	271.00		
Jan-18	250.00		

b Vraggeld: bereken vir vragte van +/- 20 000 - 30 000t. / Freight rates: calculated for freights of +/- 20 000 - 30 000t.

c Finansieringskoste: 30 000t @ KAV @ primakoers vir 30 dae. Bron/Source: SARB 10.25% 2017/07/21
Financing cost: 30 000t @ CIF @ prime rate for 30 days.

d Aflaai-koste / Discharging cost (R/ton):

	Koring/Wheat	Gars/Barley:
Kaapstad /		
Cape Town:	191.47	199.17
Durban:	189.30	190.57

Bron / Source: Mainport Africa Shipping

e Ingesluit: Kaai gelde, hantering, kaai besig, agente/dokumentasie, logistiek & opnames (inspeksie van skeepsvrag).
Included: Wharfage, handling, wharf supervision, agent/documentation, logistic & survey (inspection of shipload).
Uitgesluit: Gesondheidsinspeksie-, skeepsaagentskapfooi, strookbelsingsfooi vir GMO, obergingskoste asook BTW en invoerbelasting.
Excluded: Health inspection fee, Ship agency fee, strip testing fees for GMO, storage costs as well as VAT and import duty.
N.B: Slegs 'n aanduiding, aangesien koste van opname beding kan word / N.B: Indication only, as cost of survey can be negotiated.

f Invoertarif / Import Tariff:
Koring/Wheat = R910.00 p/ton
Gars/Barley = Vry/Free

g Neem asb. Kennis dat Spoorwet se standaard spoornrag op 1 April 2017 verhoog het soos volg:
Kaapstad na Paarl R119.27 en Durban na Randfontein R460.20.
Please note that on 1 April 2017 Spoorwet's standard railage cost has increased as follows:
Cape Town to Paarl R119.27 and Durban to Randfontein R460.20.

12. IMPORT PARITY PRICES – OIL SEEDS (b)(e)(f)

12. INVOERPARITEITPRYSE - OLIESADE (b)(e)(f)

INVOERPARITEITPRYSE VAN OLIESADE (BTW UITGESLT)		2018/01/18							IMPORT PARITY PRICES OF OIL SEEDS (VAT EXCL)	
ITEM	Nota/ Note	Sojabone/ Soybeans	Sojabone/ Soybeans	Sojabone/ Soybeans	Sonneblom/ Sunflower	Canola	Grondbone/ Groundnuts	Grondbone/ Groundnuts	ITEM	
		VSA/ USA Golf/Gulf	Argentynse/ Argentine Up River	Brazilië/ Brazil Paranagua	EU Frans/ French Bordeaux	Kanadese/ Canadian Vancouver	Argentynse/ Argentine Raw Runners 40/50	VSA/ USA Raw Runners 40/50		
Internasionale VAB pryse	a	\$/t 372.00	\$/t 361.00	\$/t 383.00	\$/t 389.00	\$/t 423.00	\$/t 1130.00 *	\$/t 1183.00 *	International FOB prices	
Vraggeld	b	42.00	31.00	31.00	31.00	30.00	90.00	42.00	Freight Rates	
Assuransie (0.3% van VAB)		1.12	1.08	1.15	1.17	1.27	3.39	3.55	Insurance (0.3% of FOB)	
1 KOSTE, ASSURANSIE EN VRAG (KAV) \$/T Omskakel na R/t R/\$ Wisselkoers op: 2018/01/16		415.12	393.08	415.15	421.17	454.27	1223.39	1228.55	1 COST, INSURANCE AND FREIGHT (CIF) \$/T Converted to R/t R/\$ Exchange rate on: 2018/01/16	
2 KOSTE, ASSURANSIE EN VRAG (KAV) R/t		12.2532	12.2532	12.2532	12.2532	12.2532	12.2532	12.2532	2 COST, INSURANCE AND FREIGHT (CIF) R/t	
3 KOSTE, ASSURANSIE, VRAG EN FINANSIERING R/t	c	R/t 5086.55	R/t 4816.49	R/t 5086.92	R/t 5160.68	R/t 5566.26	R/t 14990.44	R/t 15053.67	3 COST, INSURANCE, FREIGHT AND FINANCING R/t	
Finansieringskoste		42.85	40.58	42.86	43.48	46.89	126.29	126.82	Financing cost	
4 Aflaaiikoste: Durban	d, e	5129.40	4857.07	5129.78	5204.16	5613.15	15116.73	15180.49	4 COST, INSURANCE, FREIGHT AND FINANCING R/t	
Invoertarif:	f	190.57	190.57	190.57	190.57	190.57	612.66	612.66	Discharging cost Durban	
4 VRY OP SPOOR (VOS) R/t Durban		364.66	353.87	375.44	0.00	518.31	1384.61	1449.55	Import Tariff	
Spoorvragkoste	g	5684.63	5401.51	5695.79	5394.73	6322.03	17114.00	17242.70	4 FREE ON RAIL (FOR) R/t Durban	
- Durban na Randfontein		460.20	460.20	460.20	460.20	460.20	-	-	Railage cost - Durban to Randfontein	
5 GELEWER: - Durban na Randfontein R/ton		6144.83	5861.71	6155.99	5854.93	6782.23	-	-	5 DELIVERED: - Durban to Randfontein R/ton	

Notas/Notes:

a Bron van pryse en vraggeld / Source of prices and freight rates : IGC (GMI), Geogalos Peanut World & Oilworld
2018/01/16

Termyn / Term	US\$/ton (VAB/FOB)	Vraggeld/Freight Rate:	US\$/ton
Sojabone/Soybeans: VSA/USA (Golf/Gulf)	Jan-18 372.00	US Golf / Gulf	42.00
Sojabone/Soybeans: Argentinië/Argentina (Up River)	Jan-18 361.00	Argentinië / Argentina	31.00
Sojabone/Soybeans: Brazilië/Brazil (Paranagua)	Feb-18 383.00	EEC (Bordeaux/Hamburg)	31.00
Sonneblom/Sunflower: EU Frankryk/France (Bordeaux)	Jan-18 389.00	Kanada/Canada (North Pacific)	30.00
Canola: Kanada/Canada (Vancouver)	Jan-18 423.00	Grondbone/Groundnuts (ARG)	90.00
Grondbone/Groundnuts: Argentinië/Argentina (Raw Runner 40/50)	Jan-18 1130.00		
Grondbone/Groundnuts: VSA/USA (Runners 40/50)	Jan-18 1183.00		

b Vraggeld: bereken vir vragte van +/- 20 000 - 30 000t / Freight rates: calculated for freights of +/- 20 000 - 30 000t

c Finansieringskoste: 30 000t @ KAV @ primakoers vir 30 dae. Bron/Source: SARB 10.25% 2017/07/21
Financing cost: 30 000t @ CIF @ prime rate for 30 days.

d Aflaaiikoste / Discharging costs (R/ton):

	Sojabone/ Soybeans	Sonneblom/ Sunflower	Canola	Grondbone/ Groundnuts
Bron / Source: Mainport Africa Shipping	Durban: 190.57	190.57	190.57	612.66

e Aflaaiikoste / Discharging fees:

Ingesluit: Kaaigelde, hantering, kaaibesig, agente/dokumentasie, logistiek & opnames (inspeksie van skeepsvrag) /

Included: Wharfage, handling, wharf supervision, agent/documentation, logistic & survey (inspection of shipload).

Uitgesluit: Gesondheidsinspeksie-, skeepagentskapfooi, strooktoetsingsfooi vir GMO, opbergingskoste asook BTW en invoerbelasting /

Excluded: Health inspection fee, Ship agency fee, strip testing fees for GMO, storage costs as well as VAT and import duty.

N.B: Slegs 'n aanduiding, aangesien koste van opname beding kan word / N.B: Indication only, as cost of survey can be negotiated.

f Invoertarif / Import Tariff:

Sojabone/Soybeans = 8% op VAB / on FOB

Sonneblom/Sunflower = Vry / Free

Canola = 10% op VAB / on FOB

Grondbone/Groundnuts = 10% op VAB / on FOB

g Neem asb. Kennis dat Spoorwet se standaard spoorvrag op 1 April 2017 verhoog het na R460.20.

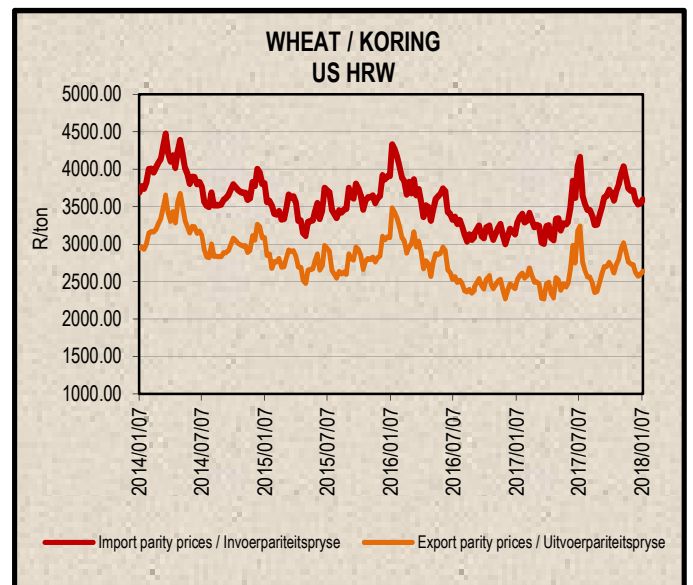
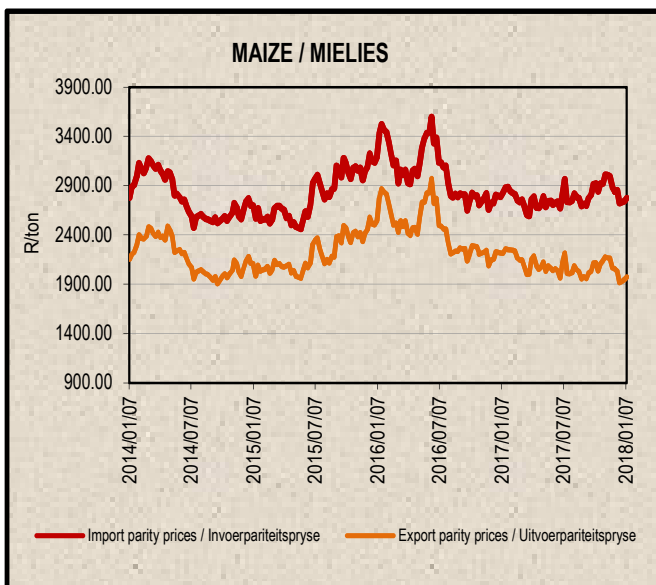
Please note that on 1 April 2017 Spoorwet's standard railage cost has increased to R460.20.

* Kwotasies is k.a.v. pryse. VAB pryse dus berekende pryse (kav minus vraggeld) / Quotes are c.i.f. prices. FOB prices are therefore calculated prices (cif minus freight rates).

13. EXPORT PARITY PRICES (b)

13. UITVOERPARITEITPRYSE (b)

INDICATIVE EXPORT PARITY PRICES		2018/01/18			AANDUIDENDE UITVOERPARITEITSPRYSE	
	US No3Y Maize/ Mielies Gulf/Golf (b)	US HRW Wheat/Koring Gulf/Golf (b)	US DNS 14% Wheat/Koring PNW (b)	Argentine Raw Runner 40/50 Groundnuts/ Grondbone (f)	Hierdie is slegs 'n voorbeeld van hoe 'n uitvoerpariteitsprys bereken kan word - dit kan varieer volgens behoeftes	
	Jan 2018	Jan 2018	Jan 2018	Jan 2018		
This is only an example of how an export parity price can be calculated - it can vary according to need						
FOB Gulf value (\$/t)	163.00	223.00	276.00	1130.00	VAB Golfwaarde (\$/t)	
Difference in quality and locality of SA ¹ Maize: Plus US\$10 (\$/t) Groundnuts: Less 3,5% of fob value	\$10.00			96,5%	Kwaliteits- en liggingsverskil van SA ¹ Mielies: Plus VSA\$10 (\$/t) Grondbone: Min 3,5% van vab waarde	
SA fob price (\$/t)	173.00	223.00	276.00	1090.45	SA vab prys (\$/t)	
Exchange rate (1\$=): (2018/01/16)	12.2532	12.2532	12.2532	12.2532	Wisselkoers (1\$=): (2018/01/16)	
FOB Gulf value (R/t)	2119.80	2732.46	3381.88	13361.50	VAB Golfwaarde (R/t)	
Marketing costs:					Bemarkings koste:	
Financing (Prime rate 10.25% - 30 days) (R/t)	17.86	23.02	28.49	112.57	Finansieringskoste (Primakoers 10.25% - 30 dae) (R/t)	
Railage: ² Randfontein – Durban harbour	460.20	460.20	460.20	-	Spoorvrag: ² Randfontein – Durbanhawe	
Loading costs: (R/t) ³ Durban Harbour (Mainly spout method)	170.98	182.97	182.97	508.83	Oplaaikoste: (R/t) ³ Durbanhawe (Hoofsaaklik trechter metode)	
EXPORT REALISATION (R/t):					UITVOER REALISASIE (R/t):	
Randfontein	1470.76	2066.27	2710.22	12740.10	Randfontein	
<i>Difference in quality and locality of SA (As requested by the industry)</i> <i>As from 14 June 2012, the discount/rebate will no longer be used to calculate the export parity price on US HRW and a new calculation will be added for US DNS, also without the discount/rebate.</i>			1		<i>Kwaliteits- en liggingsverskil van SA (Soos deur die bedryf versoek)</i> <i>Vanaf 14 Junie 2012 sal die diskonto/premie nie meer gebruik word by die berekening van die uitvoerpariteitsprys van US HRW nie en 'n nuwe berekening word nou vir US DNS gedoen, ook sonder diskonto/premie.</i>	
<i>Railage costs:</i> <i>Please note that on 1 April 2017 Spoornet's standard railage cost has increased to R460.20.</i>			2		<i>Spoorvrag koste:</i> <i>Neem asb. kennis dat Spoornet se standaard spoorvrag op 1 April 2017 verhoog het na R460.20.</i>	
<i>Loading costs, received from Mainport Africa Shipping:</i> <i>Included: Cargo dues, handling, wharf supervision, agency/documentation, logistics & surveys (inspection of cargo).</i> <i>Excluded: Ship agent fees, health & PPECB inspections, storage facility & transport costs to storage facility, VAT & duties.</i>			3		<i>Oplaaikoste, ontvang van Mainport Africa Shipping:</i> <i>Ingesluit: Kaaigelde, hantering, kaaitoesig, agente/dokumentasie, logistiek & opnames (inspeksie van skeepsvrag)</i> <i>Uitgesluit: Skeepsagentskaps-, inspeksie-, opbergings- en vervoerkoste na opbergingsfasiliteit, BTW & invoerbelasting.</i>	



14. WEATHER

For local weather, please follow the link below:
www.weathersa.co.za

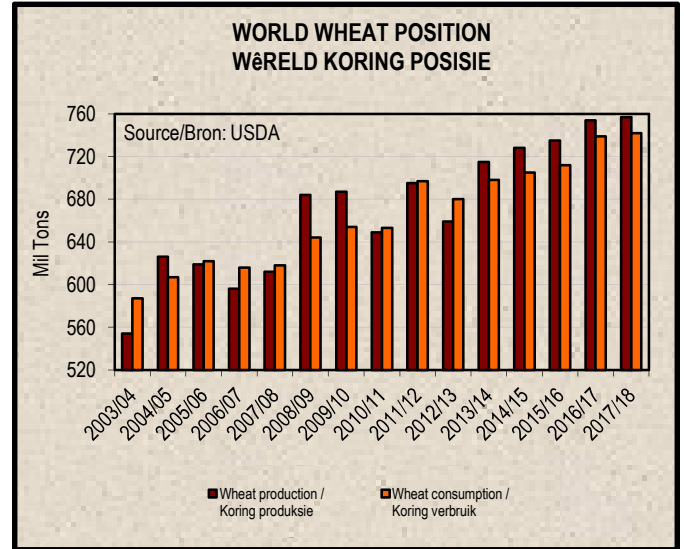
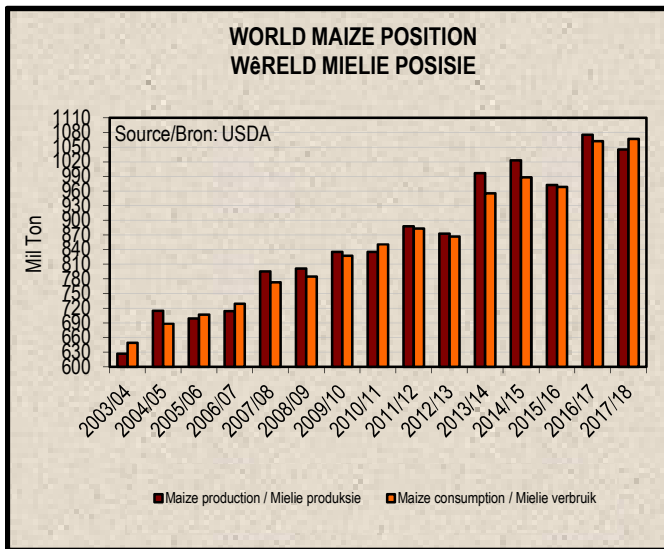
14. WEER

Vir plaaslike weer, volg asseblief die onderstaande skakel:
www.weathersa.co.za

15. SUNDRIES (g)

14. DIVERSE (g)

World Balance Sheet / Wêreld Balansstaat (2018/01/12)											
Million Ton	2017/18										Miljoen Ton
	Maize Mielies	Wheat Koring	Barley Gars	Sorghum	Oats Hawer	Ground-nuts Grond-bone	Canola/ Rape-seed	Soybeans Sojabone	Sunflower seed Sonne- blomsaad		
Production	1 045	757	142	59	24	44	73	349	46		Produksie
Consumption	1 067	742	146	60	24	18	69	301	42		Verbruik
Trade	151	183	26	8	2	4	17	152	2		Handel
Stock	207	268	18	6	3	3	6	99	2		Voorraad



Sources /Bronne:

(a) = Safex; (b) = International Grains Council; (c) = CBOT; (d) = KCBT;
 (e) = Oil World; (f) = Georganos Peanut World; (g) = USDA Fas-Online.

* Formula according to ITAC (International Trade Administration Commission of South Africa)/
 Formule volgens ITAC (International Trade Administration Commission of South Africa)

SAGIS
 Nico Hawkins
 General Manager / Hoofbestuurder

Indemnity/Vrywaring: Although everything has been done to ensure the accuracy of the information, neither SAGIS nor any of its directors or employees takes any responsibility for actions or losses that might occur as a result of the usage of this information. / Alhoewel alles gedoen is om te verseker dat die inligting korrek is, aanvaar nie SAGIS of enige van sy direkteure of werknemers verantwoordelikheid vir enige aksies of verliese as gevolg van die inligting wat gebruik is nie.