

SAGIS WEEKLY BULLETIN / SAGIS WEEKLIKSE BULLETIN

1. Producer Deliveries (ton):			1. Produsentelewerings (ton):	
Commodity	Latest week/ Jongste week: 03 - 09 Feb 2018	Total: current marketing year/ Totaal: huidige bemarkingsjaar	Total: same period previous marketing year/ Totaal: selfde periode vorige bemarkingsjaar	Kommoditeit
White maize	4 980	9 114 725	2 969 453	Witmielies
Yellow maize	7 181	6 187 112	3 573 400	Geelmielies
Total: maize	12 161	15 301 837	6 542 853	Totaal: mielies
Wheat	9 885	1 419 618	1 776 064	Koring

2. Imports (ton):			2. Invoere (ton):	
2.1 Imports for RSA			2.1 Invoere vir RSA	
Commodity	Latest week/ Jongste week: 03 - 09 Feb 2018	Total: current marketing year/ Totaal: huidige bemarkingsjaar	Total: same period previous marketing year/ Totaal: selfde periode vorige bemarkingsjaar	Kommoditeit
White maize	0	0	602 347	Witmielies
Yellow maize	0	0	1 275 848	Geelmielies
Maize Total	0	0	1 878 195	Mielies Totaal
Wheat	65 268	826 184	202 758	Koring

Origin of imports / Oorsprong van invoere

White maize/Witmielies	Yellow maize/Geelmielies	Wheat/Koring
		Argentina
		Lithuania
		Romania
		Russia
		Ukraine
		USA

2.2 Imports for other countries			2.2 Invoere vir ander lande	
Commodity	Latest week/ Jongste week: 03 - 09 Feb 2018	Total: current marketing year/ Totaal: huidige bemarkingsjaar	Total: same period previous marketing year/ Totaal: selfde periode vorige bemarkingsjaar	Kommoditeit
White maize	0	0	268 818	Witmielies
Yellow maize	0	0	11 104	Geelmielies
Maize Total	0	0	279 922	Mielies Totaal
Wheat	5 992	91 803	86 414	Koring

Origin of imports / Oorsprong van invoere

White maize/Witmielies	Yellow maize/Geelmielies	Wheat/Koring
		Argentina
		Lithuania
		Russia
		Ukraine
		USA

3. Exports (ton):

3.1 RSA Exports

Commodity	Latest week/ Jongste week: 03 - 09 Feb 2018	Total: current marketing year/ Totaal: huidige bemarkingsjaar	Total: same period previous marketing year/ Totaal: selfde periode vorige bemarkingsjaar	Kommoditeit
White maize	7 005	581 517	388 038	Witmielies
Yellow maize	22 387	1 339 381	243 415	Geelmielies
Maize Total	29 392	1 920 898	631 453	Mielies Totaal
Wheat	542	9 274	32 022	Koring

Destination of exports / Bestemming van uitvoere

White maize/Witmielies	Yellow maize/Geelmielies	Wheat/Koring
Botswana	Angola	Botswana
Kenya	Botswana	Lesotho
Lesotho	Japan	Namibia
Mozambique	North Korea	Swaziland
Namibia	South Korea	Zimbabwe
Qatar	Lesotho	
Spain	Mozambique	
Swaziland	Namibia	
Uganda	Swaziland	
Zimbabwe	Taiwan	
	Zimbabwe	

3.2 Imports for Exports

3.2 Invoere vir Uitvoere

Commodity	0	24 868	157 436	Kommoditeit
White maize	0	24 868	157 436	Witmielies
Yellow maize	0	0	14 003	Geelmielies
Maize Total	0	24 868	171 439	Mielies Totaal
Wheat	5 484	84 217	87 227	Koring

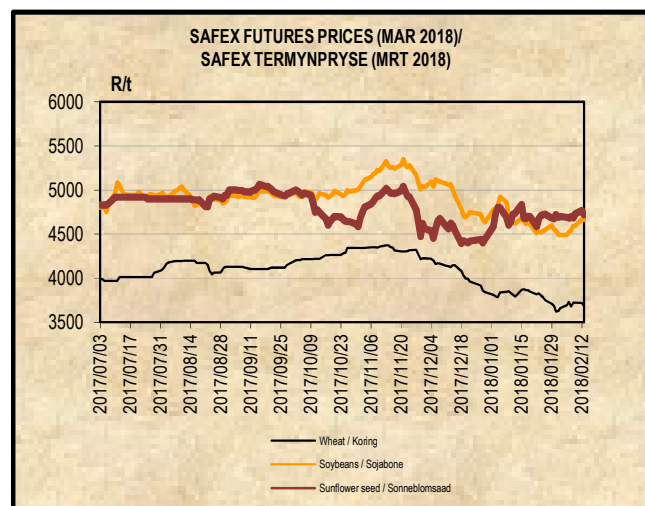
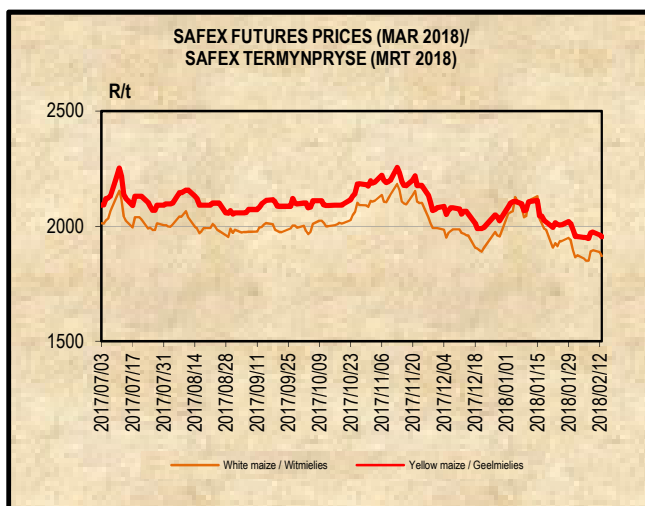
Destination of exports / Bestemming van uitvoere

White maize/Witmielies	Yellow maize/Geelmielies	Wheat/Koring
Botswana		Botswana
Zimbabwe		Lesotho
		Mozambique
		Swaziland
		Zimbabwe

4. DOMESTIC PRICES PER SAFEX (R/t)(a)

4. PLAASLIKE PRYSE VOLGENS SAFEX (R/t)(a)

Commodity	Future Prices / Termynpryse (2018/02/13) R/ton					Kommoditeit
	Feb-18	Mar-18	May-18	Jul-18	Sep-18	
White maize	1803.00	1815.00	1870.00	1924.00	1978.00	Witmielies
Yellow maize	1895.00	1906.00	1954.00	1988.00	2046.00	Geelmielies
Wheat	3608.00	3610.00	3681.00	3731.00	3752.00	Koring
Sunflower	4750.00	4748.00	4721.00	4743.00	4875.00	Sonneblom
Soybeans	4536.00	4580.00	4663.00	4760.00	4847.00	Sojabone
Sorghum	n/a	3000.00	2800.00	2800.00	3352.00	Sorghum



5. IMPORT TARIFF ON MAIZE (b)*

5. INVOERTARIEF OP MIELIES (b)*

Derived US No2Y Yellow Maize fob (Gulf) (b)	2018-02-07	2018-02-08	2018-02-09	2018-02-12	2018-02-13	Afgeleide VSA No2Y Geelmielies vab (Golf) (b)
RSA Initial Reference Price	\$110.00					RSA Oorspronklike Verwysingsprys
Base price (\$/t)	117.65	117.65	117.65	117.65	117.65	Basisprys (\$/t)
Daily price (\$/t) (IGC)	169.60	169.60	168.60	170.60	170.60	Daaglikse prys (\$/t) (IGC)
Average of 21 days (\$/t)	165.70	165.89	166.03	166.31	166.60	Gemiddeld van 21 dae (\$/t)
Deviation from base price (\$/t)	-48.05	-48.24	-48.38	-48.66	-48.95	Afwyking van basisprys (\$/t)
Duty on maize (\$/t)	-55.70	-55.89	-56.03	-56.31	-56.60	Reg op mielies (\$/t)
R/\$ Exchange rate (average of 21 days)	12.1085	12.0943	12.0762	12.0550	12.0339	R/\$ Wisselkoers (gemiddeld van 21 dae)
Duty on maize before adjustment (R/t)	-674.44	-675.95	-676.63	-678.82	-681.12	Reg op mielies voor aanpassing (R/t)
Real effective exchange rate index	0.8011	0.8011	0.8011	0.8011	0.8011	Reële effektiewe wisselkoersindeks
Duty on maize (R/t)	-540.29	-541.50	-542.05	-543.79	-545.65	Reg op mielies (R/t)
Tariff Gazetted 2006/12/08	R0.00/t					Tarief gepubliseer 2006/12/08

6. IMPORT TARIFF ON WHEAT (b)*

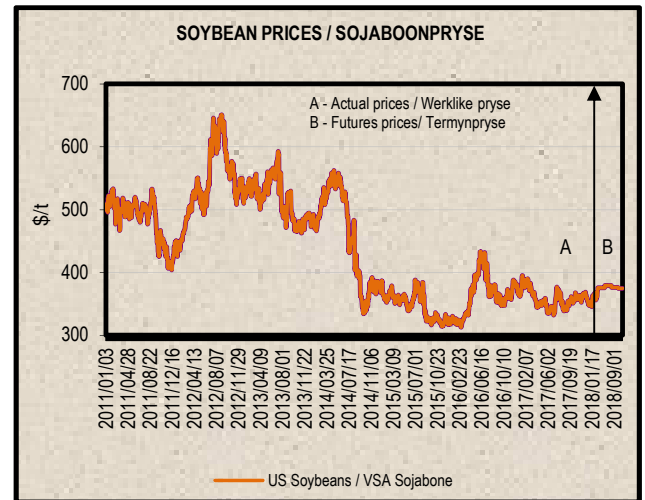
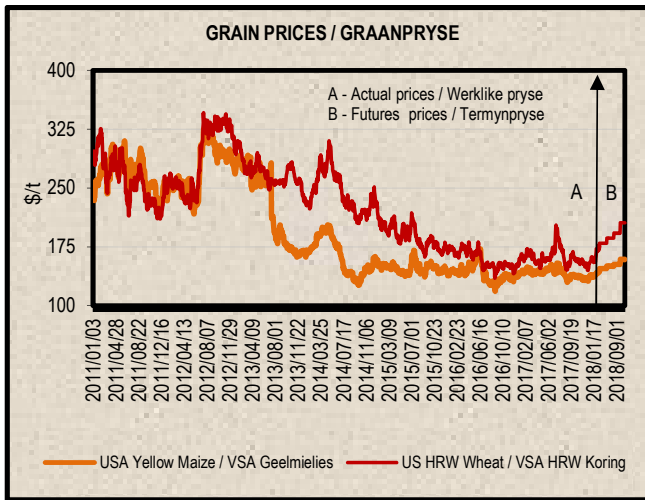
6. INVOERTARIEF OP KORING (b)*

US No2 HRW fob (Gulf)	2018/01/16	2018/01/23	2018/01/30	2018/02/06	2018/02/13	VSA No2 HRW vab (Golf)
RSA Initial Reference Price	279.00	279.00	279.00	279.00	279.00	RSA Oorspronklike Verwysingsprys
Base price (\$/t)	218.00	218.00	218.00	218.00	218.00	Basis prys (\$/t)
Weekly price (\$/t) (IGC)	223.00	223.00	241.00	235.00	237.00	Weeklikse prys (\$/t) (IGC)
3 Weeks moving average (\$/t)	226.33	225.00	229.00	233.00	237.67	3 Weke skuiwende gemiddeld (\$/t)
Number of weeks that the deviation is more than \$10			1	2	3	Aantal weke wat die afwyking meer as \$10 is
Deviation from base price (\$/t)	-8.33	-7.00	-11.00	-15.00	-19.67	Afwyking van basisprys (\$/t)
Calculated duty on wheat (\$/t)	52.67	54.00	50.00	46.00	41.33	Berekende reg op koring (\$/t)
R/\$ exchange rate	12.2532	12.1146	12.0271	12.0987	11.9255	R/\$ wisselkoers
Calculated duty before adjustment (R/t)	645.38	654.19	601.36	556.54	492.88	Berekende reg voor aanpassing (R/t)
Real effective exchange rate Index	0.8215	0.8215	0.8011	0.8011	0.8011	Reële effektiewe wisselkoersindeks
Calculated duty on wheat (R/t)	530.18	537.42	481.75	445.84	394.85	Berekende reg op koring (R/t)
Tariff Gazetted 2017/12/15 (R/t)	R 716.30					Tarief gepubliseer 2017/12/15 (R/t)

7. PRICES – INTERNATIONAL (US\$/t)

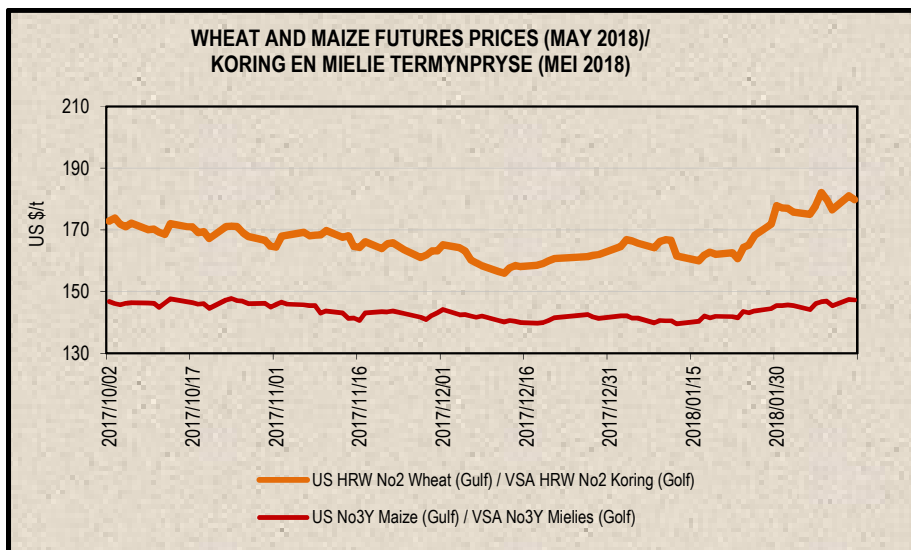
7. PRYSE - INTERNASIONAAL (VSA\$/t)

FOB (US\$/t)	Export Quotations/ Uitvoerkwotasie (b)(e)(f)				VAB (VSA\$/t)
	2018/02/13	2018/02/06	2018/01/30	2018/01/23	
US No 2 HRW Wheat (Gulf)	237.00	235.00	241.00	223.00	VSA No 2 HRW Koring (Golf)
US DNS Wheat 14% PNW	274.00	279.00	281.00	274.00	VSA DNS Koring 14% PNW
Argentine Wheat (Up River)	188.00	186.00	178.00	178.00	Argentynse Koring (Up River)
EC (France) Wheat (grade 1)	205.00	200.00	203.00	195.00	EU (Frankryk) Koring (graad 1)
EC (Germany) B Quality Wheat	211.00	209.00	211.00	203.00	EU (Duitsland) B Kwaliteit Koring
Black Sea Milling Wheat	199.00	198.00	196.00	195.00	Swart See Maalkoring
US No 3Y Maize (Gulf)	169.00	167.00	166.00	162.00	VSA No3Y Mielies (Golf)
Argentine Maize (Up River)	177.00	175.00	168.00	164.00	Argentynse Mielies (Up River)
US Sorghum (Gulf)	209.00	208.00	207.00	203.00	VSA Sorghum (Golf)
Argentine Sorghum (Up River)	137.00	135.00	136.00	130.00	Argentynse Sorghum (Up River)
US Soybeans (Gulf)	388.00	379.00	384.00	379.00	VSA Sojabone (Gulf)
Argentine Soybeans (Up River)	383.00	372.00	378.00	370.00	Argentynse Sojabone (Up River)
Canadian Canola	429.00	427.00	433.00	428.00	Kanadese Canola
Argentine Groundnuts Runners 40/50	1110.00	1110.00	1110.00	1130.00	Argentynse Grondbone 40/50 Runners
US Groundnuts Runners 40/50 shelled	1162.00	1162.00	1185.00	1185.00	VSA Grondbone 40/50 Runners uitgedop
Australian Malting Barley (Commander Malt)	264.00	265.00	273.00	271.00	Australiese Moutgars (Commander Mout)



Futures prices (US\$/t) / Termynpryse (VSA\$/t) (c)(d) (2018/02/13)

Commodity	Mar-18	May-18	Jul-18	Sep-18	Dec-18	Mar-18	Kommoditeit
US No3 Yellow maize	144.32	147.32	150.39	152.91	155.90	158.89	VSA No3 Geelmielies
US No2 HRW wheat	174.31	179.75	186.14	192.61	200.47	205.47	VSA No2 HRW koring
US Soybeans	371.70	375.59	379.19	376.11	n/a	374.93	VSA Sojabone

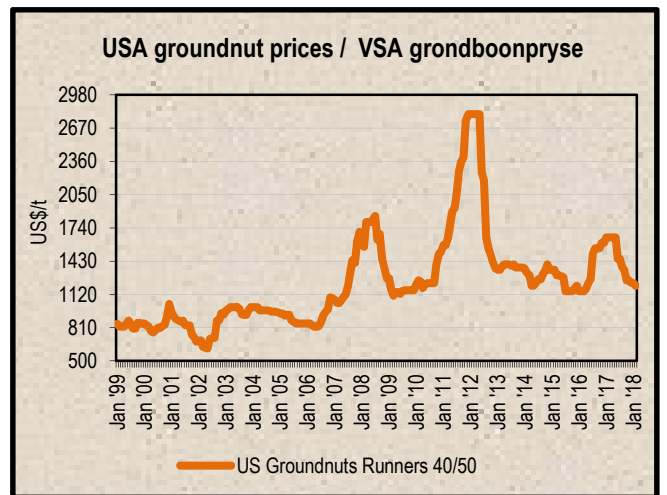
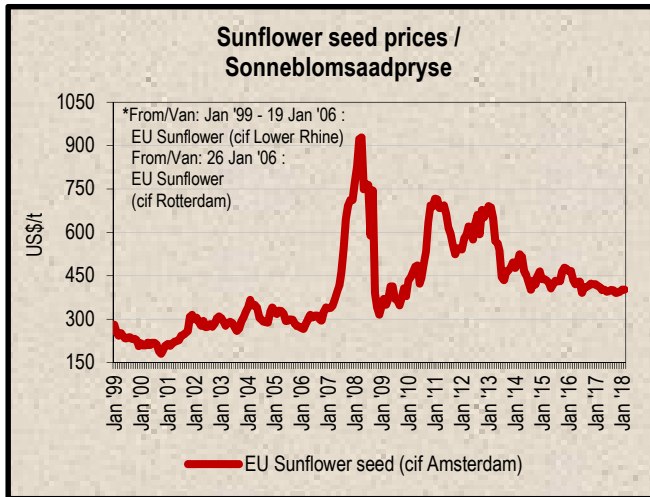


8. LOWEST REPRESENTATIVE ASKING PRICES
(US\$/t)(e)(f)(Prices of previous week)

8. LAAGSTE VERTEENWOORDIGENDE PRYSE GEVRA
(Pryse van vorige week)(VSA\$/t)(e)(f)

US\$/t	2018/02/08	2018/02/01	Change/ Verandering	VSA\$/t
Soybeans, Brazil, c.i.f. Rotterdam	415	413	0.5%	Sojabone, Brasilië, k.a.v. Rotterdam
Soybeans, USA, c.i.f. Rotterdam	409	407	0.5%	Sojabone, VSA, k.a.v. Rotterdam
Groundnuts, USA Runners 40/50*	1200	1200	0.0%	Grondbone, VSA Runners 40/50*
Groundnuts, Argentine Runners 40/50*	1200	1200	0.0%	Grondbone, Argentynse Runners 40/50*
Groundnut-oil, c.i.f. Rotterdam	1330	1330	0.0%	Grondboon-olie, k.a.v. Rotterdam
Sunflower seed, EU c.i.f. Amsterdam	402	402	0.0%	Sonneblomsaad, EU k.a.v. Amsterdam
Sunflower-oil, EU (fob) N.W. Europe	802	800	0.3%	Sonneblom-olie, EU (vab) N.W. Eur.
Rapeseed, Europe, 00, c.i.f. Hamburg	423	430	-1.6%	Raapsaad, Europa, 00, k.a.v. Hamburg

* Shelled, c.i.f. Rotterdam * Uitgedop k a v Rotterdam



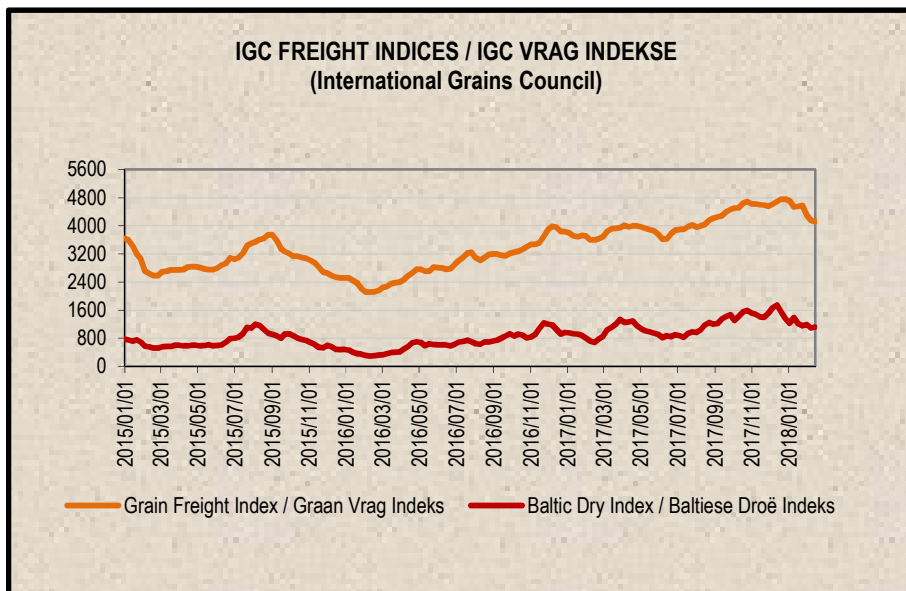
9. IGC FREIGHT INDICES (b)

9. IGC VRAG INDEKSE (b)

IGC FREIGHT INDICES / IGC VRAG INDEKSE						
	2018/01/09	2018/01/16	2018/01/23	2018/01/30	2018/02/06	2018/02/13
Grain Freight Index*	4535	4554	4574	4310	4154	4115
Baltic Dry Index	1395	1221	1157	1191	1095	1114

* IGC Grain Freight Index represents 15 major grain routes, including five from the United States of America, and two each from other main exporting nations (including Argentina, Black Sea, Europe and Canada); with base an average of the four weeks ending 11 May 2005 = 6000. The updated indices will be available on Thursdays on SAGIS' website.

* IGC Graan Vrag Indeks verteenwoordig 15 hoof graanroetes, insluitende vyf vanaf die Verenigde State van Amerika, en twee elk van ander hoof uitvoermasies (insluitende Argentinië, Swart See, Europa en Kanada); met basis 'n gemiddeld van die vier weke geëindig 11 Mei 2005 = 6000. Die opgedateerde indekse sal Donderdae op SAGIS se webwerf beskikbaar.



10. IMPORT PARITY PRICES – SUMMER GRAINS (b)

10. INVOERPARITEITPRYSE - SOMERGRANE (b)

INVOERPARITEITPRYSE VAN SOMERGRANE (BTW UITGESLT)			2018/02/15			IMPORT PARITY PRICES OF SUMMER GRAINS (VAT EXCL)		
ITEM	Nota/ Note	Mielies/Maize	Mielies/Maize	Sorghum	Sorghum	Sorghum	ITEM	
		VSA/ USA Golf/Gulf (no.3Y)	Argentynse/ Argentine Up River	VSA/ USA Golf/Gulf	Argentynse/ Argentine Up River	Australiese/ Australian Brisbane		
		\$/t	\$/t	\$/t	\$/t	\$/t		
Internasionale VAB pryse	a	169.00	177.00	209.00	137.00	277.00	International FOB prices	
Vraggeld	b	38.00	29.00	38.00	29.00	18.00	Freight Rates	
Assuransie (0.3% van VAB)		0.51	0.53	0.63	0.41	0.83	Insurance (0.3% of FOB)	
1 KOSTE, ASSURANSIE EN VRAG (KAV) \$/T		207.51	206.53	247.63	166.41	295.83	1 COST, INSURANCE AND FREIGHT (CIF) \$/T	
<i>Omskakel na R/t</i>							<i>Converted to R/t</i>	
R/\$ Wisselkoers op: 2018/02/13		11.9255	11.9255	11.9255	11.9255	11.9255	R/\$ Exchange rate on: 2018/02/13	
2 KOSTE, ASSURANSIE EN VRAG (KAV) R/t		2474.66	2462.97	2953.11	1984.52	3527.92	2 COST, INSURANCE AND FREIGHT (CIF) R/t	
Finansieringskoste	c	20.85	20.75	24.88	16.72	29.72	Financing cost	
3 KOSTE, ASSURANSIE, VRAG EN FINANSIERING R/t		2495.51	2483.72	2977.99	2001.24	3557.64	3 COST, INSURANCE, FREIGHT AND FINANCING R/t	
Aflaai-koste:	d, e						Discharging cost:	
- Kaapstad		191.47	191.47	n/a	n/a	n/a	- Cape Town	
- Durban		185.45	185.45	190.57	190.57	190.57	- Durban	
Invoertarif	f	0.00	0.00	74.77	49.01	99.10	Import Tariff	
4 VRYOP SPOOR (VOS) R/t							4 FREE ON RAIL (FOR) R/t	
- Kaapstad		2686.98	2675.19	n/a	n/a	n/a	- Cape Town	
- Durban		2680.96	2669.17	3052.76	2050.25	3656.74	- Durban	
Spoorvragkoste	g						Railage cost	
- Durban na Randfontein		460.20	460.20	460.20	460.20	460.20	- Durban to Randfontein	
5 GELEWER:							5 DELIVERED:	
- Durban na Randfontein R/ton		3141.16	3129.37	3512.96	2510.45	4116.94	- Durban to Randfontein R/ton	

Notas/Notes:

a Bron van pryse en vraggeld : IGC GMI
Source of prices and freight rates: IGC GMI

2018/02/13

Termyn / Term	US\$/ton (VAB/FOB)	Vraggeld/Freight Rate:	US\$/ton
Feb 2018	169.00	US Golf / Gulf	38.00
Feb 2018	177.00	Argentinië / Argentina	29.00
Feb 2018	209.00	Australië/Australia	18.00
Feb 2018	137.00		
Mrt/Mar 2018	277.00		

b Vraggeld: bereken vir vragte van +/- 20 000 - 30 000t / Freight rates: calculated for freights of +/- 20 000 - 30 000t

c Finansieringskoste: 30 000t @ KAV @ primakoers vir 30 dae. Bron/Source: SARB 10.25% 2017/07/21
Financing cost: 30 000t @ CIF @ prime rate for 30 days.

d Aflaai-koste / Discharging costs (R/ton):

	Mielies/Maize:	Sorghum
Kaapstad / Cape Town:	191.47	n/a
Durban:	185.45	190.57

Bron / Source: Mainport Africa Shipping

e Ingestuit: Kaai-gelde, hantering, kaaitoetsing, agents/dokumentasie, logistiek & opnames (inspeksie van skeepsvrag) / Included: Wharfage, handling, wharf supervision, agent/documentation, logistic & survey (inspection of shipload).

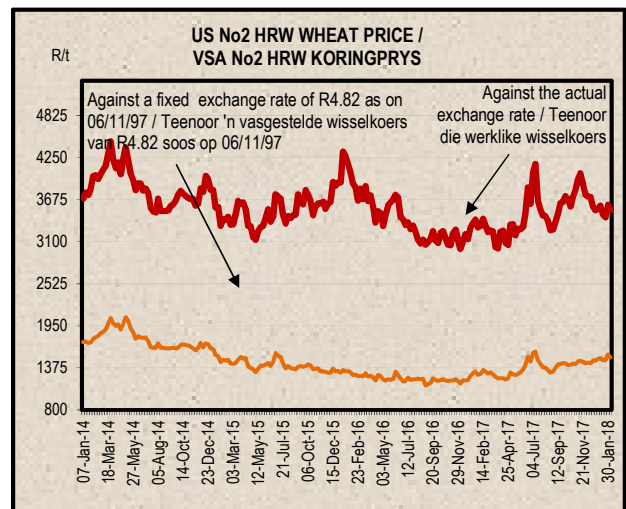
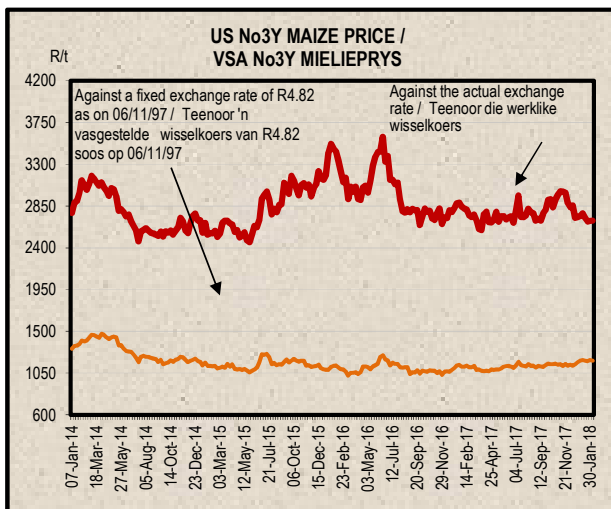
Uitgesluit: Gesondheidsinspeksie-, skeepsagentskapfooi, strooktoetsingsfooi vir GMO, opbergingskoste asook BTW en invoerbelasting / Excluded: Health inspection fee, Ship agency fee, strip testing fees for GMO, storage costs as well as VAT and import duty.

N.B: Slegs 'n aanduiding, aangesien koste van opname beding kan word / N.B: Indication only, as cost of survey can be negotiated.

f Invoertarif / Import Tariff:

Mielies/Maize = Vry / Free
Sorghum = 3% op VAB / on FOB

g Neem asb. kennis dat Spoorwet se standaard spoorvrag op 1 April 2017 verhoog het na R460.20.
Please note that Spoornets standard railage cost has increased on 1 April 2017 to R460.20.



11. IMPORT PARITY PRICES – WINTER CEREALS (b)

11. INVOERPARITEITPARYSE - WINTERGRANE (b)

INVOERPARITEITPRYSIE VAN WINTERGRANE (BTW UITGESLT)		2018/02/15						IMPORT PARITY PRICES OF WINTER CEREALS (VAT EXCL)	
ITEM	Nota/ Note	Koring/Wheat	Koring/Wheat	Koring/Wheat	Koring/Wheat	Gars/Barley	Gars/Barley	ITEM	
		VSA/ USA Golf/Gulf HRW	VSA/ USA PNW DNS	Argentynse/ Argentine Up River Trigo Pan	EU Duitsland/ Germany B kwaliteit/ quality	Australiese/ Australian Fremantle Mout/Malting	Fransel/ French Rouen Mout/Malting		
Internasionale VAB pryse	a	237.00	274.00	188.00	211.00	264.00	249.00	International FOB prices	
Vraggeld	b	38.00	38.00	29.00	29.00	19.00	30.00	Freight Rates	
Assuransie (0.3% van VAB)		0.71	0.82	0.56	0.63	0.79	0.75	Insurance (0.3% of FOB)	
1 KOSTE, ASSURANSIE EN VRAG (KAV) \$/T		275.71	312.82	217.56	240.63	283.79	279.75	1 COST, INSURANCE AND FREIGHT (CIF) \$/T	
<i>Omskakel na R/t</i>		11.9255	11.9255	11.9255	11.9255	11.9255	11.9255	Converted to R/t	
R/\$ Wisselkoers op: 2018/02/13		R/t	R/t	R/t	R/t	R/t	R/t	R/\$ Exchange rate on: 2018/02/13	
2 KOSTE, ASSURANSIE EN VRAG (KAV) R/t		3287.98	3730.53	2594.51	2869.63	3384.34	3336.16	2 COST, INSURANCE AND FREIGHT (CIF) R/t	
Finansieringskoste	c	27.70	31.43	21.86	24.18	28.51	28.11	Financing cost	
3 KOSTE, ASSURANSIE, VRAG EN FINANSIERING R/t		3315.68	3761.96	2616.37	2893.81	3412.85	3364.27	3 COST, INSURANCE, FREIGHT AND FINANCING R/t	
Afhaalikoste	d, e							Discharging cost	
3.1 Kaapstad (Hoofsaaklik kaaihykraan metode)		191.47	191.47	191.47	191.47	199.17	199.17	3.1 Cape Town (Mainly shore cranes method)	
3.2 Durban (Hoofsaaklik suig-in-silo metode)		189.30	189.30	189.30	189.30	190.57	190.57	3.2 Durban (Mainly suction into silo method)	
Invoertarif op koring	f	716.30	716.30	716.30	716.30	0.00	0.00	Import Tariff on wheat	
4 VRYOP SPOOR (VOS) R/t								4 FREE ON RAIL (FOR) R/t	
4.1 Kaapstadhawe		4223.45	4669.73	3524.14	3801.58	3612.02	3563.44	4.1 Cape Town Harbour	
4.2 Durbanhawe		4221.28	4667.56	3521.97	3799.41	3603.42	3554.84	4.2 Durban Harbour	
Spoorvragkoste	g							Railage cost	
- Kaapstad na Paarl		119.27	119.27	119.27	119.27	n/a	n/a	- Cape Town to Paarl	
- Durban na Randfontein		460.20	460.20	460.20	460.20	460.20	460.20	- Durban to Randfontein	
5 GELEWER:								5 DELIVERED:	
- Kaapstad na Paarl R/ton		4342.72	4789.00	3643.41	3920.85	n/a	n/a	- Cape Town to Paarl R/ton	
- Durban na Randfontein R/ton		4681.48	5127.76	3982.17	4259.61	4063.62	4015.04	- Durban to Randfontein R/ton	

Notas/Notes: 2018/02/13

a Bron van pryse en vraggeld : IGC GMI
Source of prices and freight rates: IGC GMI

Termyn / Term	VAB/FOB US\$/tbn	Vraggeld / Freight Rate: US\$/tbn	Gars/Barley = US\$ + 1
Koring/Wheat HRW No 2 (Hard Red Winter) Golf / Gulf	237.00	US (Golf / Gulf)	38.00
Koring/Wheat DNS 14% No 2 (Dark Northern Spring) Golf / Gulf	274.00	Argentinië / Argentine (Upriver)	29.00
Koring/Wheat Argentinië / Argentine (Up River) Trigo Pan	188.00	EEC (Bordeaux Hamburg)	29.00
Koring/Wheat EU (Duitsland / Germany) B kwaliteit / quality	211.00	Australië / Australia (Eastern)	18.00
Gars/Barley: Australiese moutgars/Australian malting barley (Adelaide)	264.00		19.00
Gars/Barley: Fransel moutgars/French malting barley (Rouen)	249.00		

b Vraggeld: bereken vir vragte van +/- 20 000 - 30 000t / Freight rates: calculated for freights of +/- 20 000 - 30 000t

c Finansieringskoste: 30 000t @ KAV @ primakoers vir 30 dae. Bron/Source: SARB 10.25% 2017/07/21
Financing cost: 30 000t @ CIF @ prime rate for 30 days.

d Afhaalikoste / Discharging cost (R/tbn):

	Koring/Wheat:	Gars/Barley:
Kaapstad /		
Cape Town:	191.47	199.17
Durban:	189.30	190.57

e Ingesluit: Kaagelde, hantering, kaaibesig, agente/dokumentasie, logistiek & opnames (inspeksie van skeepsvrag).
Included: Wharfage, handling, wharf supervision, agent/documentation, logistic & survey (inspection of shipload).
Uitgesluit: Gesondheidsinspeksie-, skeepagentskapfooi, strookbetsingsfooi vir GMO, obergingskoste asook BTW en invoerbelasting.
Excluded: Health inspection fee, Ship agency fee, strip testing fees for GMO, storage costs as well as VAT and import duty.
N.B: Slegs 'n aanduiding, aangesien koste van opname beding kan word / N.B: Indication only, as cost of survey can be negotiated.

f Invoertarif / Import Tariff:
Koring/Wheat = R910.00 p/tbn
Gars/Barley = Vry/Free

g Neem asb. Kennis dat Spoorwet se standaard spoorvrag op 1 April 2017 verhoog het soos volg:
Kaapstad na Paarl R119.27 en Durban na Randfontein R460.20.
Please note that on 1 April 2017 Spoorwet's standard railage cost has increased as follows:
Cape Town to Paarl R119.27 and Durban to Randfontein R460.20.

12. IMPORT PARITY PRICES – OIL SEEDS (b)(e)(f)

12. INVOERPARITEITPRYSE - OLIESADE (b)(e)(f)

INVOERPARITEITPRYSE VAN OLIESADE (BTW UITGESLT)		2018/02/15							IMPORT PARITY PRICES OF OIL SEEDS (VAT EXCL)	
ITEM	Nota/ Note	Sojabone/ Soybeans	Sojabone/ Soybeans	Sojabone/ Soybeans	Sonneblom/ Sunflower	Canola	Grondbone/ Groundnuts	Grondbone/ Groundnuts	ITEM	
		VSA/ USA Golf/Gulf	Argentynse/ Argentine Up River	Brazilië/ Brazil Paranagua	EU Franse/ French Bordeaux	Kanadese/ Canadian Vancouver	Argentynse/ Argentine Raw Runners 40/50	VSA/ USA Raw Runners 40/50		
		\$/t	\$/t	\$/t	\$/t	\$/t	\$/t	\$/t		
Internasionale VAB pryse	a	388.00	383.00	394.00	395.00	429.00	1110.00 *	1162.00 *	International FOB prices	
Vraggeld	b	38.00	29.00	29.00	29.00	30.00	90.00	38.00	Freight Rates	
Assuransie (0.3% van VAB)		1.16	1.15	1.18	1.19	1.29	3.33	3.49	Insurance (0.3% of FOB)	
1 KOSTE, ASSURANSIE EN VRAG (KAV) \$/T Omskakel na R/t R/\$ Wisselkoers op: 2018/02/13		427.16	413.15	424.18	425.19	460.29	1203.33	1203.49	1 COST, INSURANCE AND FREIGHT (CIF) \$/T Converted to R/t R/\$ Exchange rate on: 2018/02/13	
2 KOSTE, ASSURANSIE EN VRAG (KAV) R/t		11.9255	11.9255	11.9255	11.9255	11.9255	11.9255	11.9255	2 COST, INSURANCE AND FREIGHT (CIF) R/t	
3 KOSTE, ASSURANSIE, VRAG EN FINANSIERING R/t	c	5094.10	4927.02	5058.56	5070.60	5489.19	14350.31	14352.22	3 COST, INSURANCE, FREIGHT AND FINANCING R/t	
Finansieringskoste		42.92	41.51	42.62	42.72	46.24	120.90	120.91	Financing cost	
4 VRY OP SPOOR (VOS) R/t Durban	d, e	5137.02	4968.53	5101.18	5113.32	5535.43	14471.21	14473.13	4 FREE ON RAIL (FOR) R/t Durban	
Aflaakoste: Durban	f	190.57	190.57	190.57	190.57	190.57	612.66	612.66	Discharging cost: Durban	
Invoertarif:		370.17	365.40	375.89	0.00	511.60	1323.73	1385.74	Import Tariff	
5 GELEWER: - Durban na Randfontein R/ton	g	5697.76	5524.50	5667.64	5303.89	6237.60	16407.60	16471.53	5 DELIVERED: - Durban to Randfontein R/ton	
		460.20	460.20	460.20	460.20	460.20	-	-	Railage cost - Durban to Randfontein	
		6157.96	5984.70	6127.84	5764.09	6697.80	-	-		

Notas/Notes:

a Bron van pryse en vraggeld / Source of prices and freight rates : IGC (GMI), Geogalos Peanut World & Oilworld
2018/02/13

Termyn / Term	US\$/ton (VAB/FOB)	Vraggeld/Freight Rate:	US\$/ton	
Sojabone/Soybeans: VSA/USA (Golf/Gulf)	Feb-18	388.00	US Golf / Gulf	38.00
Sojabone/Soybeans: Argentinië/Argentina (Up River)	Feb-18	383.00	Argentinië / Argentina	29.00
Sojabone/Soybeans: Brazilië/Brazil (Paranagua)	Feb-18	394.00	EEC (Bordeaux/Hamburg)	29.00
Sonneblom/Sunflower: EU Frankryk/France (Bordeaux)	Jul-18	395.00	Kanada/Canada (North Pacific)	30.00
Canola: Kanada/Canada (Vancouver)	Feb-18	429.00	Grondbone/Groundnuts (ARG)	90.00
Grondbone/Groundnuts: Argentinië/Argentina (Raw Runner 40/50)	Apr-18	1110.00		
Grondbone/Groundnuts: VSA/USA (Runners 40/50)	Mar-18	1162.00		

b Vraggeld: bereken vir vragte van +/- 20 000 - 30 000t / Freight rates: calculated for freights of +/- 20 000 - 30 000t

c Finansieringskoste: 30 000t @ KAV @ primakoers vir 30 dae. Bron/Source: SARB 10.25% 2017/07/21

Financing cost 30 000t @ CIF @ prime rate for 30 days.

d Aflaakoste / Discharging costs (R/ton):

	Sojabone/ Soybeans	Sonneblom/ Sunflower	Canola	Grondbone/ Groundnuts
Durban:	190.57	190.57	190.57	612.66

e Aflaakoste / Discharging fees:

Ingesluit Kaai gelde, hantering, kaaitoesig, agente/dokumentasie, logistiek & opnames (inspeksie van skeepsvrag) /

Included: Wharfage, handling, wharf supervision, agent/documentation, logistic & survey (inspection of shipload).

Uitgesluit Gesondheidsinspeksie-, skeepagentskapfooi, strooktoetsingsfooi vir GMO, opbergingskoste asook BTW en invoerbelasting /

Excluded: Health inspection fee, Ship agency fee, strip testing fees for GMO, storage costs as well as VAT and import duty.

N.B: Slegs 'n aanduiding, aangesien koste van opname beding kan word / N.B: Indication only, as cost of survey can be negotiated.

f Invoertarif / Import Tariff:

Sojabone/Soybeans = 8% op VAB / on FOB

Sonneblom/Sunflower = Vry / Free

Canola = 10% op VAB / on FOB

Grondbone/Groundnuts = 10% op VAB / on FOB

g Neem asb. Kennis dat Spoornet se standaard spoorvrag op 1 April 2017 verhoog het na R460.20.

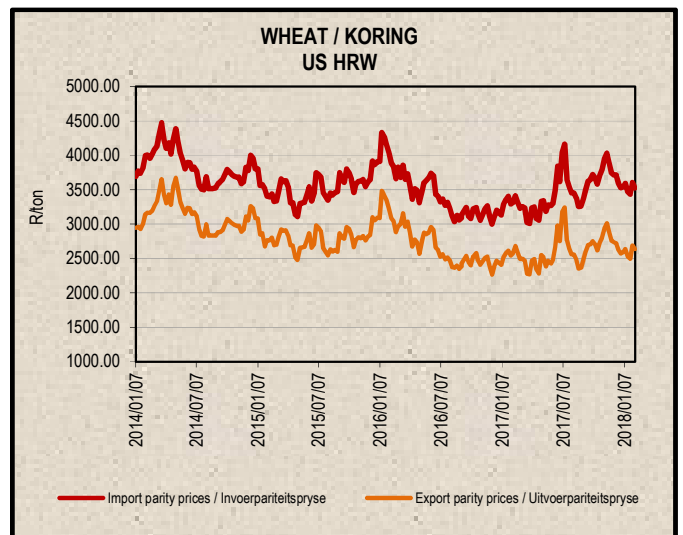
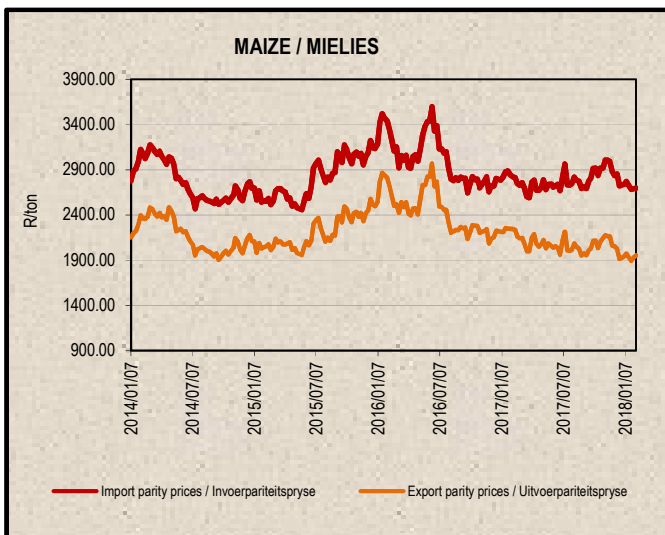
Please note that on 1 April 2017 Spoornet's standard railage cost has increased to R460.20.

* Kwotasies is k.a.v. pryse. VAB pryse dus berekende pryse (kav minus vraggeld) / Quotes are c.i.f. prices. FOB prices are therefore calculated prices (cif minus freight rates).

13. EXPORT PARITY PRICES (b)

13. UITVOERPARITEITPRYSE (b)

INDICATIVE EXPORT PARITY PRICES				2018/02/15		AANDUIDENDE UITVOERPARITEITSPRYSE	
	US No3Y Maize/ Mielies Gulf/Golf (b)	US HRW Wheat/Koring Gulf/Golf (b)	US DNS 14% Wheat/Koring PNW (b)	Argentine Raw Runner 40/50 Groundnuts/ Grondbone (f)	Hierdie is slegs 'n voorbeeld van hoe 'n uitvoerpariteitsprys bereken kan word - dit kan varieer volgens behoefte		
	Feb 2018	Feb 2018	Feb 2018	Apr 2018			
FOB Gulf value (\$/t)	169.00	237.00	274.00	1110.00	VAB Golfwaarde (\$/t)		
Difference in quality and locality of SA ¹ Maize: Plus US\$10 (\$/t) Groundnuts: Less 3,5% of fob value	\$10.00			96,5%	Kwaliteits- en liggingsverskil van SA ¹ Mielies: Plus VS\$10 (\$/t) Grondbone: Min 3,5% van vab waarde		
SA fob price (\$/t)	179.00	237.00	274.00	1071.15	SA vab prys (\$/t)		
Exchange rate (1\$=): (2018/02/13)	11.9255	11.9255	11.9255	11.9255	Wisselkoers (1\$=): (2018/02/13)		
FOB Gulf value (R/t)	2134.66	2826.34	3267.59	12774.00	VAB Golfwaarde (R/t)		
Marketing costs:					Bemerkings koste:		
Financing (Prime rate 10.25% - 30 days) (R/t)	17.98	23.81	27.53	107.62	Finansieringskoste (Primakoers 10.25% - 30 dae) (R/t)		
Railage: ² Randfontein – Durban harbour	460.20	460.20	460.20	-	Spoorvrag: ² Randfontein – Durbanhawe		
Loading costs: (R/t) ³ Durban Harbour (Mainly spout method)	170.98	182.97	182.97	508.83	Oplaaikoste: (R/t) ³ Durbanhawe (Hoofsaaklik tregter metode)		
EXPORT REALISATION (R/t): Randfontein	1485.50	2159.36	2596.89	12157.55	UITVOER REALISASIE (R/t): Randfontein		
<i>Difference in quality and locality of SA (As requested by the industry)</i>				1	<i>Kwaliteits- en liggingsverskil van SA (Soos deur die bedryf versoek)</i>		
<i>As from 14 June 2012, the discount/rebate will no longer be used to calculate the export parity price on US HRW and a new calculation will be added for US DNS, also without the discount/rebate.</i>					<i>Vanaf 14 Junie 2012 sal die diskonto/premie nie meer gebruik word by die berekening van die uitvoerpariteitprys van US HRW nie en 'n nuwe berekening word nou vir US DNS gedoen, ook sonder diskonto/premie.</i>		
<i>Railage costs: Please note that on 1 April 2017 Spoornet's standard railage cost has increased to R460.20.</i>				2	<i>Spoorvrag koste: Neem asb. kennis dat Spoornet se standaard spoorvrag op 1 April 2017 verhoog het na R460.20.</i>		
<i>Loading costs, received from Mainport Africa Shipping: Included: Cargo dues, handling, wharf supervision, agency/documentation, logistics & surveys (inspection of cargo). Excluded: Ship agent fees, health & PPECB inspections, storage facility & transport costs to storage facility, VAT & duties.</i>				3	<i>Oplaaikoste, ontvang van Mainport Africa Shipping: Ingesluit: Kaaigelde, hantering, kaaitoegsig, agente/dokumentasie, logistiek & opnames (inspeksie van skeepsvrag) Uitgesluit: Skeepsagentskaps-, inspeksie-, opbergings- en vervoerkoste na opbergingsfasiliteit, BTW & invoerbelasting.</i>		



14. WEATHER

For local weather, please follow the link below:
www.weathersa.co.za

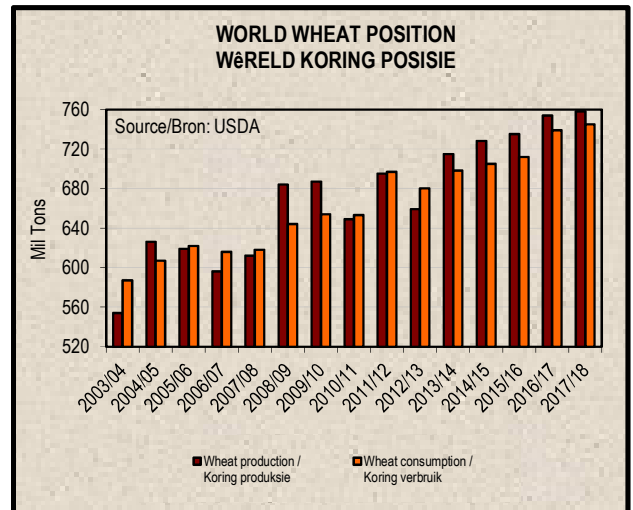
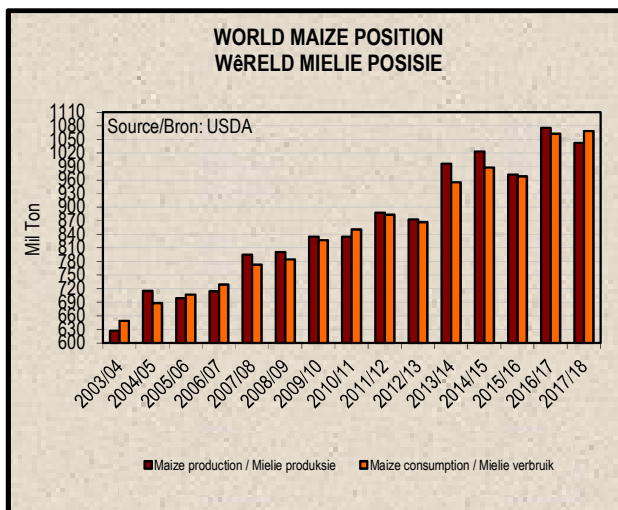
14. WEER

Vir plaaslike weer, volg asseblief die onderstaande skakel:
www.weathersa.co.za

15. SUNDRIES (g)

15. DIVERSE (g)

World Balance Sheet / Wêreld Balansstaat (2018/02/08)										
Million Ton	2017/18									Miljoen Ton
	Maize Mielies	Wheat Koring	Barley Gars	Sorghum Sorghum	Oats Hawer	Ground-nuts Grond-bone	Canola/ Rape-seed	Soybeans Sojabone	Sunflower seed Sonne- blomsaad	
Production	1 042	758	142	59	24	44	73	347	46	Produksie
Consumption	1 068	745	147	60	24	18	70	300	42	Verbruik
Trade	152	184	27	8	3	4	17	152	2	Handel
Stock	203	266	18	4	2	3	6	98	2	Voorraad



Sources /Bronne:

(a) = Safex; (b) = International Grains Council; (c) = CBOT; (d) = KCBT;
 (e) = Oil World; (f) = Georgalos Peanut World; (g) = USDA Fas-Online.

* Formula according to ITAC (International Trade Administration Commission of South Africa)/
 Formule volgens ITAC (International Trade Administration Commission of South Africa)

SAGIS

Nico Hawkins

General Manager / Hoofbestuurder

Indemnity/Vrywaring: Although everything has been done to ensure the accuracy of the information, neither SAGIS nor any of its directors or employees takes any responsibility for actions or losses that might occur as a result of the usage of this information. / Alhoewel alles gedoen is om te verseker dat die inligting korrek is, aanvaar nie SAGIS of enige van sy direkteure of werknemers verantwoordelikheid vir enige aksies of verliese as gevolg van die inligting wat gebruik is nie.