

SAGIS WEEKLY BULLETIN / SAGIS WEEKLIKSE BULLETIN

1. Producer Deliveries (ton):			1. Produsentelewerings (ton):	
Commodity	Latest week/ Jongste week: 27 Jan - 02 Feb 2018	Total: current marketing year/ Totaal: huidige bemarkingsjaar	Total: same period previous marketing year/ Totaal: selfde periode vorige bemarkingsjaar	Kommoditeit
White maize	3 372	9 087 125	2 950 933	Witmielies
Yellow maize	2 552	6 165 681	3 564 339	Geelmielies
Total: maize	5 924	15 252 806	6 515 272	Totaal: mielies
Wheat	4 037	1 377 558	1 764 228	Koring

2. Imports (ton):			2. Invoere (ton):	
2.1 Imports for RSA			2.1 Invoere vir RSA	
Commodity	Latest week/ Jongste week: 27 Jan - 02 Feb 2018	Total: current marketing year/ Totaal: huidige bemarkingsjaar	Total: same period previous marketing year/ Totaal: selfde periode vorige bemarkingsjaar	Kommoditeit
White maize	0	0	598 757	Witmielies
Yellow maize	0	0	1 264 513	Geelmielies
Maize Total	0	0	1 863 270	Mielies Totaal
Wheat	58 598	760 916	186 858	Koring

Origin of imports / Oorsprong van invoere

White maize/Witmielies	Yellow maize/Geelmielies	Wheat/Koring
		Argentina
		Lithuania
		Romania
		Russia
		Ukraine
		USA

2.2 Imports for other countries

2.2 Invoere vir ander lande

White maize	0	0	268 818	Witmielies
Yellow maize	0	0	11 104	Geelmielies
Maize Total	0	0	279 922	Mielies Totaal
Wheat	7 902	85 811	77 397	Koring

Origin of imports / Oorsprong van invoere

White maize/Witmielies	Yellow maize/Geelmielies	Wheat/Koring
		Argentina
		Lithuania
		Russia
		Ukraine
		USA

3. Exports (ton):

3.1 RSA Exports

Commodity	Latest week/ Jongste week: 27 Jan - 02 Feb 2018	Total: current marketing year/ Totaal: huidige bemarkingsjaar	Total: same period previous marketing year/ Totaal: selfde periode vorige bemarkingsjaar	Kommoditeit
White maize	6 481	575 105	377 717	Witmielies
Yellow maize	45 112	1 316 994	237 293	Geelmielies
Maize Total	51 593	1 892 099	615 010	Mielies Totaal
Wheat	1 324	8 732	28 400	Koring

Destination of exports / Bestemming van uitvoere

White maize/Witmielies	Yellow maize/Geelmielies	Wheat/Koring
Botswana	Angola	Botswana
Kenya	Botswana	Lesotho
Lesotho	Japan	Namibia
Mozambique	North Korea	Swaziland
Namibia	South Korea	Zimbabwe
Qatar	Lesotho	
Spain	Mozambique	
Swaziland	Namibia	
Uganda	Swaziland	
Zimbabwe	Taiwan	
	Zimbabwe	

3.2 Imports for Exports

Commodity	Latest week/ Jongste week: 27 Jan - 02 Feb 2018	Total: current marketing year/ Totaal: huidige bemarkingsjaar	Total: same period previous marketing year/ Totaal: selfde periode vorige bemarkingsjaar	Kommoditeit
White maize	0	24 868	153 370	Witmielies
Yellow maize	0	0	14 003	Geelmielies
Maize Total	0	24 868	167 373	Mielies Totaal
Wheat	551	78 733	85 512	Koring

Destination of exports / Bestemming van uitvoere

White maize/Witmielies	Yellow maize/Geelmielies	Wheat/Koring
Botswana		Botswana
Zimbabwe		Lesotho
		Mozambique
		Swaziland
		Zimbabwe

3. Uitvoere (ton):

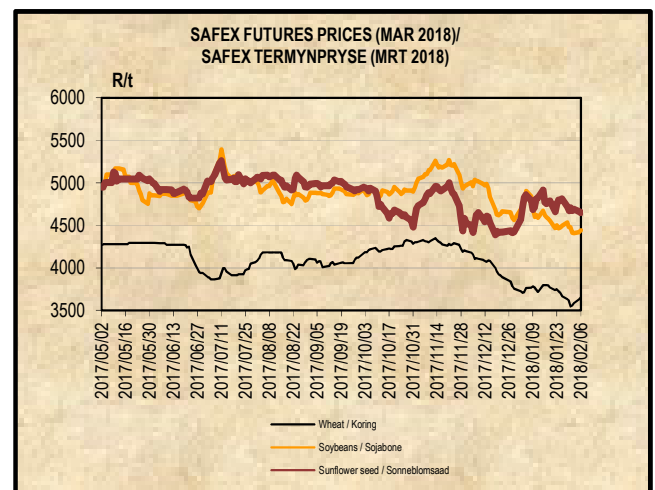
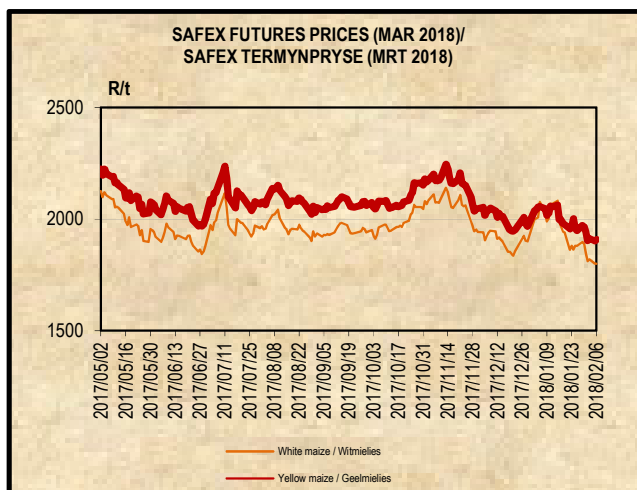
3.1 RSA Uitvoere

3.2 Invoere vir Uitvoere

4. DOMESTIC PRICES PER SAFEX (R/t)(a)

4. PLAASLIKE PRYSE VOLGENS SAFEX (R/t)(a)

Commodity	Future Prices / Termynpryse (2018/02/06) R/ton					Kommoditeit
	Feb-18	Mar-18	May-18	Jul-18	Sep-18	
White maize	1785.00	1799.00	1850.00	1901.00	1947.00	Witmielies
Yellow maize	1894.00	1908.00	1950.00	1981.00	2033.00	Geelmielies
Wheat	3625.00	3656.00	3730.00	3768.00	3766.00	Koring
Sunflower	4621.00	4651.00	4680.00	4680.00	4828.00	Sonneblom
Soybeans	4410.00	4443.00	4517.00	4601.00	4693.00	Sojabone
Sorghum	n/a	2980.00	2800.00	2800.00	3352.00	Sorghum



5. IMPORT TARIFF ON MAIZE (b)*

5. INVOERTARIEF OP MIELIES (b)*

Derived US No2Y Yellow Maize fob (Gulf) (b)	2018-01-31	2018-02-01	2018-02-02	2018-02-05	2018-02-06	Afgeleide VSA No2Y Geelmielies vab (Gulf) (b)
RSA Initial Reference Price	\$110.00					RSA Oorspronklike Verwysingsprys
Base price (\$/t)	117.65	117.65	117.65	117.65	117.65	Basisprys (\$/t)
Daily price (\$/t) (IGC)	167.60	167.60	167.60	166.60	166.60	Daaglikse prys (\$/t) (IGC)
Average of 21 days (\$/t)	165.17	165.27	165.31	165.31	165.50	Gemiddeld van 21 dae (\$/t)
Deviation from base price (\$/t)	-47.52	-47.62	-47.66	-47.66	-47.85	Afwyking van basisprys (\$/t)
Duty on maize (\$/t)	-55.17	-55.27	-55.31	-55.31	-55.50	Reg op mielies (\$/t)
R/\$ Exchange rate (average of 21 days)	12.2013	12.1764	12.1598	12.1453	12.1312	R/\$ Wisselkoers (gemiddeld van 21 dae)
Duty on maize before adjustment (R/t)	-673.15	-672.99	-672.56	-671.76	-673.28	Reg op mielies voor aanpassing (R/t)
Real effective exchange rate index	0.8011	0.8011	0.8011	0.8011	0.8011	Reële effektiewe wisselkoersindeks
Duty on maize (R/t)	-539.26	-539.13	-538.79	-538.14	-539.37	Reg op mielies (R/t)
Tariff Gazetted 2006/12/08	R0.00/t					Tarief gepubliseer 2006/12/08

6. IMPORT TARIFF ON WHEAT (b)*

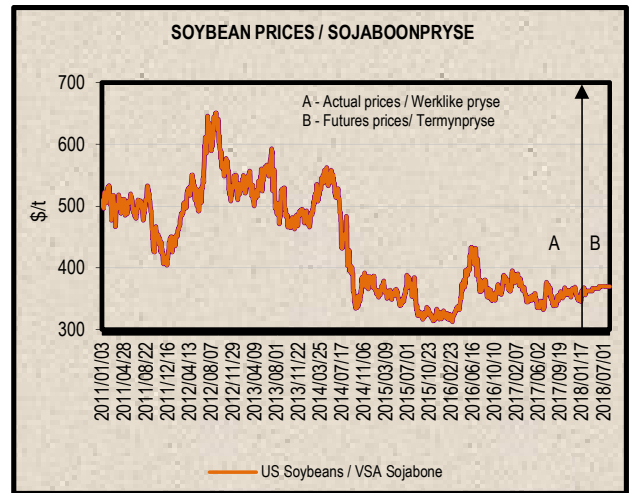
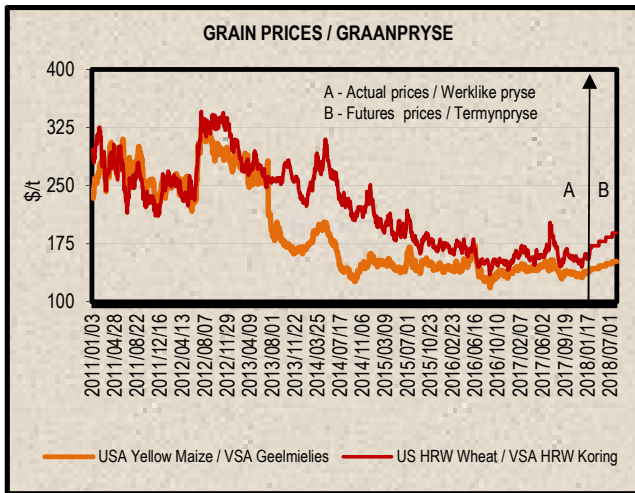
6. INVOERTARIEF OP KORING (b)*

US No2 HRW fob (Gulf)	2018/01/09	2018/01/16	2018/01/23	2018/01/30	2018/02/06	VSA No2 HRW vab (Gulf)
RSA Initial Reference Price	279.00	279.00	279.00	279.00	279.00	RSA Oorspronklike Verwysingsprys
Base price (\$/t)	218.00	218.00	218.00	218.00	218.00	Basis prys (\$/t)
Weekly price (\$/t) (IGC)	229.00	223.00	223.00	241.00	235.00	Weeklikse prys (\$/t) (IGC)
3 Weeks moving average (\$/t)	226.00	226.33	225.00	229.00	233.00	3 Weke skuiwende gemiddeld (\$/t)
Number of weeks that the deviation is more than \$10				1	2	Aantal weke wat die afwyking meer as \$10 is
Deviation from base price (\$/t)	-8.00	-8.33	-7.00	-11.00	-15.00	Afwyking van basisprys (\$/t)
Calculated duty on wheat (\$/t)	53.00	52.67	54.00	50.00	46.00	Berekende reg op koring (\$/t)
R/\$ exchange rate	12.4230	12.2532	12.1146	12.0271	12.0987	R/\$ wisselkoers
Calculated duty before adjustment (R/t)	658.42	645.38	654.19	601.36	556.54	Berekende reg voor aanpassing (R/t)
Real effective exchange rate Index	0.8215	0.8215	0.8215	0.8011	0.8011	Reële effektiewe wisselkoersindeks
Calculated duty on wheat (R/t)	540.89	530.18	537.42	481.75	445.84	Berekende reg op koring (R/t)
Tariff Gazetted 2017/12/15 (R/t)	R 716.30					Tarief gepubliseer 2017/12/15 (R/t)

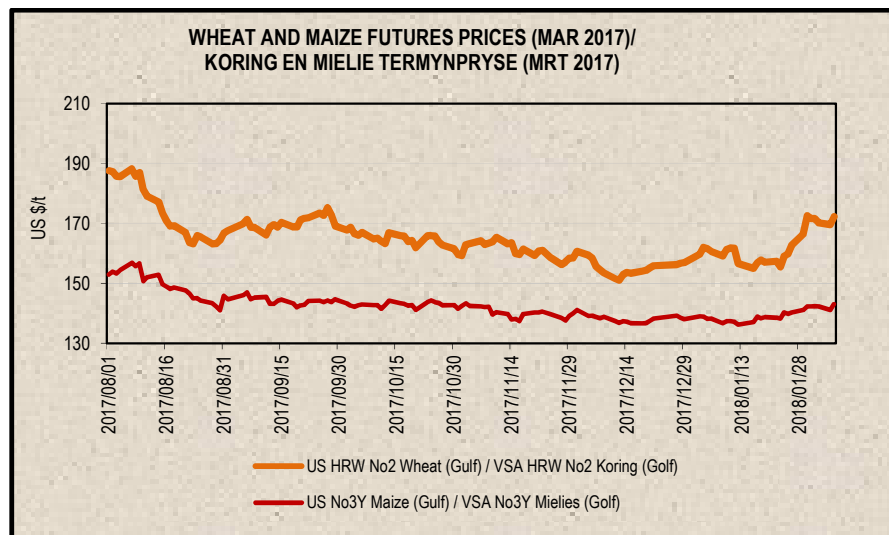
7. PRICES – INTERNATIONAL (US\$/t)

7. PRYSE - INTERNASIONAAL (VSA\$/t)

FOB (US\$/t)	Export Quotations/ Uitvoerkwotasie (b)(e)(f)				VAB (VSA\$/t)
	2018/02/06	2018/01/30	2018/01/23	2018/01/16	
US No 2 HRW Wheat (Gulf)	235.00	241.00	223.00	223.00	VSA No 2 HRW Koring (Golf)
US DNS Wheat 14% PNW	279.00	281.00	274.00	276.00	VSA DNS Koring 14% PNW
Argentine Wheat (Up River)	186.00	178.00	178.00	178.00	Argentynse Koring (Up River)
EC (France) Wheat (grade 1)	200.00	203.00	195.00	192.00	EU (Frankryk) Koring (graad 1)
EC (Germany) B Quality Wheat	209.00	211.00	203.00	199.00	EU (Duitsland) B Kwaliteit Koring
Black Sea Milling Wheat	198.00	196.00	195.00	193.00	Swart See Maalkoring
US No 3Y Maize (Gulf)	167.00	166.00	162.00	163.00	VSA No3Y Mielies (Golf)
Argentine Maize (Up River)	175.00	168.00	164.00	162.00	Argentynse Mielies (Up River)
US Sorghum (Gulf)	208.00	207.00	203.00	199.00	VSA Sorghum (Golf)
Argentine Sorghum (Up River)	135.00	136.00	130.00	124.00	Argentynse Sorghum (Up River)
US Soybeans (Gulf)	379.00	384.00	379.00	372.00	VSA Sojabone (Gulf)
Argentine Soybeans (Up River)	372.00	378.00	370.00	361.00	Argentynse Sojabone (Up River)
Canadian Canola	427.00	433.00	428.00	423.00	Kanadese Canola
Argentine Groundnuts Runners 40/50	1110.00	1110.00	1130.00	1130.00	Argentynse Grondbone 40/50 Runners
US Groundnuts Runners 40/50 shelled	1162.00	1185.00	1185.00	1185.00	VSA Grondbone 40/50 Runners uitgedop
Australian Malting Barley (Commander Malt)	265.00	273.00	271.00	271.00	Australiese Moutgars (Commander Mout)



Futures prices (US\$/t) / Termynpryse (VSA\$/t) (c)(d) (2018/02/06)							
Commodity	Mar-18	May-18	Jul-18	Sep-18	Dec-18	Mar-18	Kommoditeit
US No3 Yellow maize	143.06	146.13	149.05	151.80	154.87	157.95	VSA No3 Geelmielies
US No2 HRW wheat	172.33	177.84	183.50	189.01	196.06	200.47	VSA No2 HRW koring
US Soybeans	362.37	366.56	370.16	369.42	n/a	371.55	VSA Sojabone



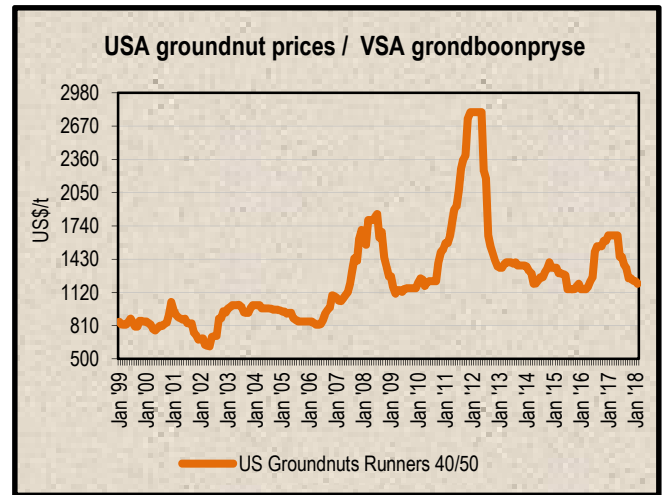
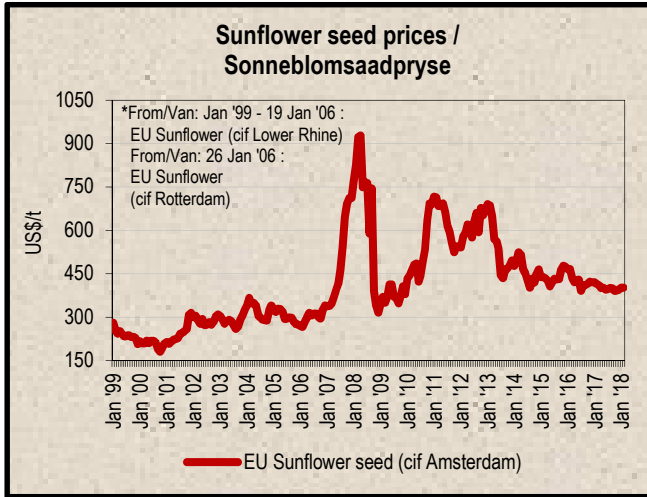
8. LOWEST REPRESENTATIVE ASKING PRICES
(US\$/t)(e)(f)(Prices of previous week)

8. LAAGSTE VERTEENWOORDIGENDE PRYSE GEVRA
(Pryse van vorige week)(VSA\$/t)(e)(f)

US\$/t	2018/02/01	2018/01/25	Change/ Verandering	VSA\$/t
Soybeans, Brazil, c.i.f. Rotterdam	413	417	-1.0%	Sojabone, Brasilië, k.a.v. Rotterdam
Soybeans, USA, c.i.f. Rotterdam	407	411	-1.0%	Sojabone, VSA, k.a.v. Rotterdam
Groundnuts, USA Runners 40/50*	1200	1225	-2.0%	Grondbone, VSA Runners 40/50*
Groundnuts, Argentine Runners 40/50*	1200	1200	0.0%	Grondbone, Argentynse Runners 40/50*
Groundnut-oil, c.i.f. Rotterdam	1330	1330	0.0%	Grondboon-olie, k.a.v. Rotterdam
Sunflower seed, EU c.i.f. Amsterdam	402	402	0.0%	Sonneblomsaad, EU k.a.v. Amsterdam
Sunflower-oil, EU (fob) N.W. Europe	800	790	1.3%	Sonneblom-olie, EU (vab) N.W. Eur.
Rapeseed, Europe, 00, c.i.f. Hamburg	430	425	1.2%	Raapsaad, Europa, 00, k.a.v. Hamburg

* Shelled, c.i.f. Rotterdam

* Uitgedop k a v Rotterdam



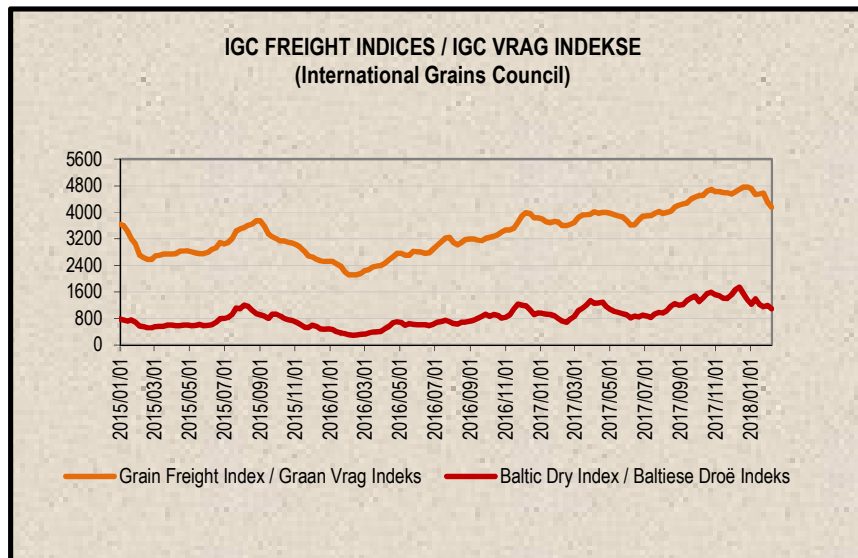
9. IGC FREIGHT INDICES (b)

9. IGC VRAG INDEKSE (b)

IGC FREIGHT INDICES / IGC VRAG INDEKSE							
	2018/01/02	2018/01/09	2018/01/16	2018/01/23	2018/01/30	2018/02/06	
Grain Freight Index*	4710	4535	4554	4574	4310	4154	Graan Vrag Indeks*
Baltic Dry Index	1230	1395	1221	1157	1191	1095	Baltiese Droë Indeks

* IGC Grain Freight Index represents 15 major grain routes, including five from the United States of America, and two each from other main exporting nations (including Argentina, Black Sea, Europe and Canada); with base an average of the four weeks ending 11 May 2005 = 6000. The updated indices will be available on Thursdays on SAGIS' website.

* IGC Graan Vrag Indeks verteenwoordig 15 hoof graanroetes, insluitende vyf vanaf die Verenigde State van Amerika, en twee elk van ander hoof uitvoermasies (insluitende Argentinië, Swart See, Europa en Kanada); met basis 'n gemiddeld van die vier weke geëindig 11 Mei 2005 = 6000. Die opgedateerde indekse sal Donderdae op SAGIS se webwerf beskikbaar.



10. IMPORT PARITY PRICES – SUMMER GRAINS (b)

10. INVOERPARITEITPRYSE - SOMERGRANE (b)

INVOERPARITEITPRYSE VAN SOMERGRANE (BTW UITGESLT)			2018/02/08			IMPORT PARITY PRICES OF SUMMER GRAINS (VAT EXCL)		
ITEM	Nota/ Note	Mielies/Maize	Mielies/Maize	Sorghum	Sorghum	Sorghum	ITEM	
		VSA/ USA Golf/Gulf (no.3Y)	Argentynse/ Argentine Up River	VSA/ USA Golf/Gulf	Argentynse/ Argentine Up River	Australiese/ Australian Brisbane		
		\$/t	\$/t	\$/t	\$/t	\$/t		
Internasionale VAB pryse	a	167.00	175.00	208.00	135.00	276.00	International FOB prices	
Vraggeld	b	38.00	30.00	38.00	30.00	18.00	Freight Rates	
Assuransie (0.3% van VAB)		0.50	0.53	0.62	0.41	0.83	Insurance (0.3% of FOB)	
1 KOSTE, ASSURANSIE EN VRAG (KAV) \$/T		205.50	205.53	246.62	165.41	294.83	1 COST, INSURANCE AND FREIGHT (CIF) \$/T	
<i>Omskakel na R/t</i>							<i>Converted to R/t</i>	
R/\$ Wisselkoers op: 2018/02/06		12.0987	12.0987	12.0987	12.0987	12.0987	R/\$ Exchange rate on: 2018/02/06	
2 KOSTE, ASSURANSIE EN VRAG (KAV) R/t		2486.28	2486.65	2983.78	2001.25	3567.06	2 COST, INSURANCE AND FREIGHT (CIF) R/t	
Finansieringskoste	c	20.95	20.95	25.14	16.86	30.05	Financing cost	
3 KOSTE, ASSURANSIE, VRAG EN FINANSIERING R/t		2507.23	2507.60	3008.92	2018.11	3597.11	3 COST, INSURANCE, FREIGHT AND FINANCING R/t	
Afllaikoste:	d, e						Discharging cost:	
- Kaapstad		191.47	191.47	n/a	n/a	n/a	- Cape Town	
- Durban		185.45	185.45	190.57	190.57	190.57	- Durban	
Invoertarief	f	0.00	0.00	75.50	49.00	100.18	Import T ariff	
4 VRY OP SPOOR (VOS) R/t							4 FREE ON RAIL (FOR) R/t	
- Kaapstad		2698.70	2699.07	n/a	n/a	n/a	- Cape Town	
- Durban		2692.68	2693.05	3084.42	2067.11	3697.29	- Durban	
Spoorvragkoste	g						Railage cost	
- Durban na Randfontein		460.20	460.20	460.20	460.20	460.20	- Durban to Randfontein	
5 GELEWER:							5 DELIVERED:	
- Durban na Randfontein R/ton		3152.88	3153.25	3544.62	2527.31	4157.49	- Durban to Randfontein R/ton	

Notas/Notes:

a Bron van pryse en vraggeld : IGC GMI
Source of prices and freight rates: IGC GMI

2018/02/06

Termyn / Term	US\$/ton (VAB/FOB)	Vraggeld/Freight Rate:	US\$/ton
Feb 2018	167.00	US Golf / Gulf	38.00
Feb 2018	175.00	Argentinië / Argentina	30.00
Feb 2018	208.00	Australië/Australia	18.00
Feb 2018	135.00		
Mrt/Mar 2018	276.00		

b Vraggeld: bereken vir vragte van +/- 20 000 - 30 000t / Freight rates: calculated for freights of +/- 20 000 - 30 000t

c Finansieringskoste: 30 000t @ KAV @ primakoers vir 30 dae. Bron/Source: SARB 10.25% 2017/07/21
Financing cost: 30 000t @ CIF @ prime rate for 30 days.

	Mielies/Maize:	Sorghum
Kaapstad / Cape Town:	191.47	n/a
Durban:	185.45	190.57

d Afllaikoste / Discharging costs (R/ton):

Bron / Source: Mainport Africa Shipping

e Ingesluit: Kaai gelde, hantering, kaaibesig, agente/dokumentasie, logistiek & opnames (inspeksie van skeepsvrag) /
Included: Wharfage, handling, wharf supervision, agent/documentation, logistic & survey (inspection of shipload).
Uitgesluit: Gesondheidsinspeksie, skeepsagentskapfooi, strooktoetsingsfooi vir GMO, opebergingskoste asook BTW en invoerbelasting /
Excluded: Health inspection fee, Ship agency fee, strip testing fees for GMO, storage costs as well as VAT and import duty.

N.B: Slegs 'n aanduiding, aangesien koste van opname beding kan word / N.B: Indication only, as cost of survey can be negotiated.

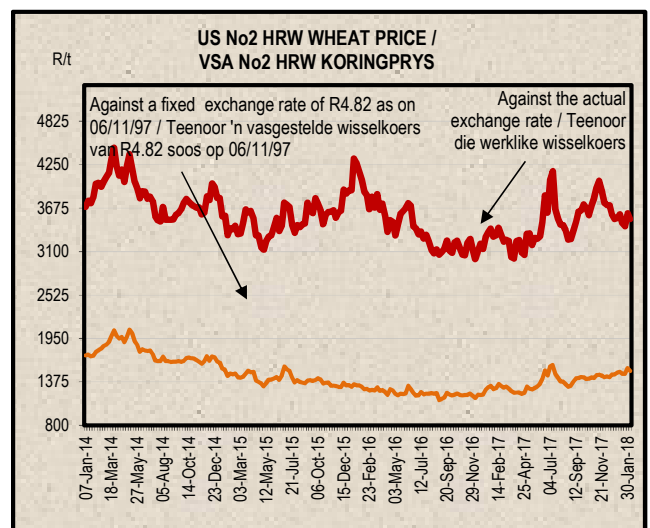
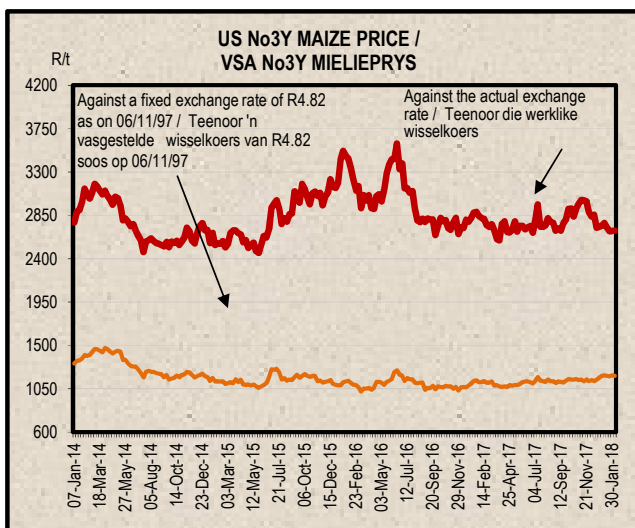
f Invoertarief / Import Tariff

Mielies/Maize = Vry / Free

Sorghum = 3% op VAB / on FOB

g Neem asb. kennis dat Spoorwet se standaard spoorvrag op 1 April 2017 verhoog het na R460.20.

Please note that Spoornets standard railage cost has increased on 1 April 2017 to R460.20.



11. IMPORT PARITY PRICES – WINTER CEREALS (b)

11. INVOERPARITEITPARYSE - WINTERGRANE (b)

INVOERPARITEITPRYSIE VAN WINTERGRANE (BTW UITGESLT)			2018/02/06				IMPORT PARITY PRICES OF WINTER CEREALS (VAT EXCL)		
ITEM	Nota/ Note	Koring/Wheat	Koring/Wheat	Koring/Wheat	Koring/Wheat	Gars/Barley	Gars/Barley	ITEM	
		VSA/ USA Golf/Gulf HRW	VSA/ USA PNW DNS	Argentynse/ Argentine Up River Trigo Pan	EU Duitsland/ Germany B kwaliteit/ quality	Australiese/ Australian Fremantle Mout/Malting	Fransse/ French Rouen Mout/Malting		
Internasionale VAB pryse	a	235.00	279.00	186.00	209.00	265.00	250.00	International FOB prices	
Vraggeld	b	38.00	38.00	30.00	30.00	19.00	31.00	Freight Rates	
Assuransie (0.3% van VAB)		0.71	0.84	0.56	0.63	0.80	0.75	Insurance (0.3% of FOB)	
1 KOSTE, ASSURANSIE EN VRAG (KAV) \$/T		273.71	317.84	216.56	239.63	284.80	281.75	1 COST, INSURANCE AND FREIGHT (CIF) \$/T	
<i>Omskakel na R/t</i>								<i>Converted to R/t</i>	
R/\$ Wisselkoers op: 2018/02/06		12.0987	12.0987	12.0987	12.0987	12.0987	12.0987	R/\$ Exchange rate on: 2018/02/06	
2 KOSTE, ASSURANSIE EN VRAG (KAV) R/t		3311.54	3845.45	2620.09	2899.21	3445.71	3408.81	2 COST, INSURANCE AND FREIGHT (CIF) R/t	
Finansieringskoste	c	27.90	32.40	22.07	24.42	29.03	28.72	Financing cost	
3 KOSTE, ASSURANSIE, VRAG EN FINANSIERING R/t		3339.44	3877.85	2642.16	2923.63	3474.74	3437.53	3 COST, INSURANCE, FREIGHT AND FINANCING R/t	
Afvaalkoste	d, e							Discharging cost	
3.1 Kaapstad (Hoofsaaklik kaaihykraan metode)		191.47	191.47	191.47	191.47	199.17	199.17	3.1 Cape Town (Mainly shore cranes method)	
3.2 Durban (Hoofsaaklik suig-in-silo metode)		189.30	189.30	189.30	189.30	190.57	190.57	3.2 Durban (Mainly suction into silo method)	
Invoertarif op koring	f	716.30	716.30	716.30	716.30	0.00	0.00	Import Tariff on wheat	
4 VRYOP SPOOR (VOS) R/t								4 FREE ON RAIL (FOR) R/t	
4.1 Kaapstadhawe		4247.21	4785.62	3549.93	3831.40	3673.91	3636.70	4.1 Cape Town Harbour	
4.2 Durbanhawe		4245.04	4783.45	3547.76	3829.23	3665.31	3628.10	4.2 Durban Harbour	
Spoorvragkoste	g							Railage cost	
- Kaapstad na Paarl		119.27	119.27	119.27	119.27	n/a	n/a	- Cape Town to Paarl	
- Durban na Randfontein		460.20	460.20	460.20	460.20	460.20	460.20	- Durban to Randfontein	
5 GELEWER:								5 DELIVERED:	
- Kaapstad na Paarl R/ton		4366.48	4904.89	3669.20	3950.67	n/a	n/a	- Cape Town to Paarl R/ton	
- Durban na Randfontein R/ton		4705.24	5243.65	4007.96	4289.43	4125.51	4088.30	- Durban to Randfontein R/ton	

Notas/Notes:

2018/02/06

a Bron van pryse en vraggeld : IGC GMI
Source of prices and freight rates: IGC GMI

Termyn / Term	VAB/FOB US\$/ton	Vraggeld / Freight Rate:	US\$/ton	Gars/Barley = US\$ + 1
Feb-18	235.00	US (Golf / Gulf)	38.00	
Feb-18	279.00	Argentinië / Argentine (Upriver)	30.00	
Feb-18	186.00	EEC (Bordeaux Hamburg)	30.00	31.00
Feb-18	209.00	Australië / Australia (Eastern)	18.00	19.00
Feb-18	265.00			
Feb-18	250.00			

b Vraggeld: bereken vir vragte van +/- 20 000 - 30 000t. / Freight rates: calculated for freights of +/- 20 000 - 30 000t.

c Finansieringskoste: 30 000t @ KAV @ primakoers vir 30 dae. Bron/Source: SARB 10.25% 2017/07/21
Financing cost: 30 000t @ CIF @ prime rate for 30 days.

d Afvaalkoste / Discharging cost (R/ton):

	Koring/Wheat	Gars/Barley
Kaapstad /		
Cape Town:	191.47	199.17
Durban:	189.30	190.57

e Ingesluit: Kaagelde, hantering, kaaibesig, agente/dokumentasie, logistiek & opnames (inspeksie van skeepsvrag).

Included: Wharfage, handling, wharf supervision, agent/documentation, logistic & survey (inspection of shipload).

Uitgesluit: Gesondheidsinspeksie, skeepagentskapboei, strookbetsingsfooi vir GMO, obergingskoste asook BTW en invoerbelasting.

Excluded: Health inspection fee, Ship agency fee, strip testing fees for GMO, storage costs as well as VAT and import duty.

N.B: Slegs 'n aanduiding, aangesien koste van opname beding kan word / N.B: Indication only, as cost of survey can be negotiated.

f Invoertarif / Import Tariff:

Koring/Wheat = R910.00 p/ton

Gars/Barley = Vryl/Free

g Neem asb. Kennis dat Spoorwet se standaard spoorvrag op 1 April 2017 verhoog het soos volg:

Kaapstad na Paarl R119.27 en Durban na Randfontein R460.20.

Please note that on 1 April 2017 Spoorwet's standard railage cost has increased as follows:

Cape Town to Paarl R119.27 and Durban to Randfontein R460.20.

12. IMPORT PARITY PRICES – OIL SEEDS (b)(e)(f)

12. INVOERPARITEITPRYSE - OLIESADE (b)(e)(f)

INVOERPARITEITPRYSE VAN OLIESADE (BTW UITGESLT)		2018/02/06							IMPORT PARITY PRICES OF OIL SEEDS (VAT EXCL)	
ITEM	Nota/ Note	Sojabone/ Soybeans	Sojabone/ Soybeans	Sojabone/ Soybeans	Sonneblom/ Sunflower	Canola	Grondbone/ Groundnuts	Grondbone/ Groundnuts	ITEM	
		VSA/ USA Golf/Gulf	Argentynse/ Argentine Up River	Brazilië/ Brazil Paranagua	EU Franse/ French Bordeaux	Kanadese/ Canadian Vancouver	Argentynse/ Argentine Raw Runners 40/50	VSA/ USA Raw Runners 40/50		
		\$/t	\$/t	\$/t	\$/t	\$/t	\$/t	\$/t		
Internasionale VAB pryse	a	379.00	372.00	385.00	394.00	427.00	1110.00 *	1162.00 *	International FOB prices	
Vraggeld	b	38.00	30.00	30.00	30.00	30.00	90.00	38.00	Freight Rates	
Assuransie (0.3% van VAB)		1.14	1.12	1.16	1.18	1.28	3.33	3.49	Insurance (0.3% of FOB)	
1 KOSTE, ASSURANSIE EN VRAG (KAV) \$/T		418.14	403.12	416.16	425.18	458.28	1203.33	1203.49	1 COST, INSURANCE AND FREIGHT (CIF) \$/T	
Omskakel na R/t									Converted to R/t	
R/\$ Wisselkoers op: 2018/02/06		12.0987	12.0987	12.0987	12.0987	12.0987	12.0987	12.0987	R/\$ Exchange rate on: 2018/02/06	
2 KOSTE, ASSURANSIE EN VRAG (KAV) R/t		R/t	R/t	R/t	R/t	R/t	R/t	R/t	2 COST, INSURANCE AND FREIGHT (CIF) R/t	
		5058.95	4877.23	5034.99	5144.13	5544.59	14558.73	14560.66		
Finansieringskoste	c	42.62	41.09	42.42	43.34	46.71	122.65	122.67	Financing cost	
3 KOSTE, ASSURANSIE, VRAG EN FINANSIERING R/t		5101.57	4918.32	5077.41	5187.47	5591.30	14681.38	14683.33	3 COST, INSURANCE, FREIGHT AND FINANCING R/t	
Aflaaiikoste: Durban	d, e	190.57	190.57	190.57	190.57	190.57	612.66	612.66	Discharging cost: Durban	
Invoertarif:	f	366.83	360.06	372.64	0.00	516.61	1342.96	1405.87	Import Tariff:	
4 VRY OP SPOOR (VOS) R/t Durban		5658.97	5468.95	5640.62	5378.04	6298.48	16637.00	16701.86	4 FREE ON RAIL (FOR) R/t Durban	
Spoorvragkoste	g								Railage cost	
- Durban na Randfontein		460.20	460.20	460.20	460.20	460.20	-	-	- Durban to Randfontein	
5 GELEWER:									5 DELIVERED:	
- Durban na Randfontein R/ton		6119.17	5929.15	6100.82	5838.24	6758.68	-	-	- Durban to Randfontein R/ton	

Notas/Notes:

a Bron van pryse en vraggeld / Source of prices and freight rates : IGC (GMI), Geogalos Peanut World & Oilworld

2018/02/06

Termyn / Term	US\$/ton (VAB/FOB)	Vraggeld/Freight Rate:	US\$/ton
Sojabone/Soybeans: VSA/USA (Golf/Gulf)	379.00	US Golf / Gulf	38.00
Sojabone/Soybeans: Argentinië/Argentina (Up River)	372.00	Argentinië / Argentina	30.00
Sojabone/Soybeans: Brazilië/Brazil (Paranagua)	385.00	EEC (Bordeaux/Hamburg)	30.00
Sonneblom/Sunflower: EU Frankryk/France (Bordeaux)	394.00	Kanada/Canada (North Pacific)	30.00
Canola: Kanada/Canada (Vancouver)	427.00	Grondbone/Groundnuts (ARG)	90.00
Grondbone/Groundnuts: Argentinië/Argentina (Raw Runner 40/50)	1110.00		
Grondbone/Groundnuts: VSA/USA (Runners 40/50)	1162.00		

b Vraggeld: bereken vir vragte van +/- 20 000 - 30 000t / Freight rates: calculated for freights of +/- 20 000 - 30 000t

c Finansieringskoste: 30 000t @ KAV @ primakoers vir 30 dae. Bron/Source: SARB 10.25% 2017/07/21

Financing cost: 30 000t @ CIF @ prime rate for 30 days.

d Aflaaiikoste / Discharging costs (R/ton):

	Sojabone/ Soybeans	Sonneblom/ Sunflower	Canola	Grondbone/ Groundnuts
Durban:	190.57	190.57	190.57	612.66

e Aflaaiikoste / Discharging fees:

Ingesluit: Kaaigelde, hantering, kaaitoesig, agente/dokumentasie, logistiek & opnames (inspeksie van skeepsvrag) /

Included: Wharfage, handling, wharf supervision, agent/documentation, logistic & survey (inspection of shipload).

Uitgesluit: Gesondheidsinspeksie-, skeepagentskapfooi, strooktoetsingsfooi vir GMO, opbergingskoste asook BTW en invoerbelasting /

Excluded: Health inspection fee, Ship agency fee, strip testing fees for GMO, storage costs as well as VAT and import duty.

N.B: Slegs 'n aanduiding, aangesien koste van opname beding kan word / N.B: Indication only, as cost of survey can be negotiated.

f Invoertarif / Import Tariff:

Sojabone/Soybeans = 8% op VAB / on FOB

Sonneblom/Sunflower = Vry / Free

Canola = 10% op VAB / on FOB

Grondbone/Groundnuts = 10% op VAB / on FOB

g Neem asb. Kennis dat Spoornet se standaard spoorvrag op 1 April 2017 verhoog het na R460.20.

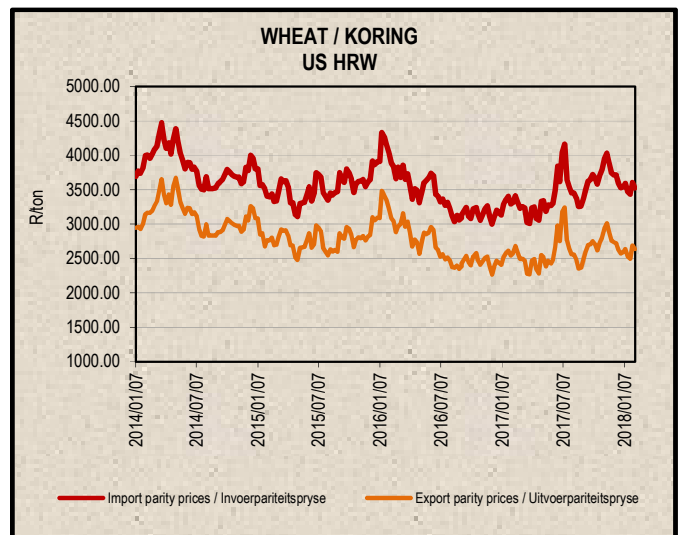
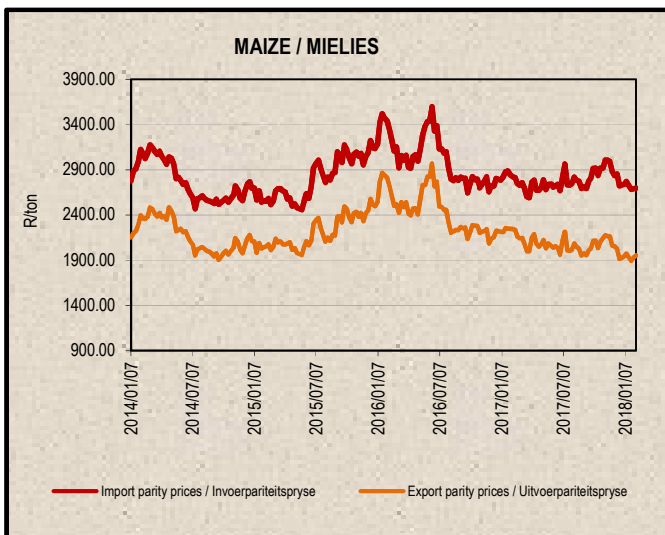
Please note that on 1 April 2017 Spoornet's standard railage cost has increased to R460.20.

* Kwotasies is k.a.v. pryse. VAB pryse dus berekende pryse (kav minus vraggeld) / Quotes are c.i.f. prices. FOB prices are therefore calculated prices (cif minus freight rates).

13. EXPORT PARITY PRICES (b)

13. UITVOERPARITEITSPRYSE (b)

INDICATIVE EXPORT PARITY PRICES		2018/02/08				AANDUIDENDE UITVOERPARITEITSPRYSE
	US No3Y Maize/ Mielies Gulf/Golf (b)	US HRW Wheat/Koring Gulf/Golf (b)	US DNS 14% Wheat/Koring PNW (b)	Argentine Raw Runner 40/50 Groundnuts/ Grondbone (f) Feb 2018		
This is only an example of how an export parity price can be calculated - it can vary according to need	Feb 2018	Feb 2018	Feb 2018	Feb 2018	Hierdie is slegs 'n voorbeeld van hoe 'n uitvoerpariteitsprys bereken kan word - dit kan varieer volgens behoefte	
FOB Gulf value (\$/t)	167.00	235.00	279.00	1110.00	VAB Golfwaarde (\$/t)	
Difference in quality and locality of SA ¹ Maize: Plus US\$10 (\$/t) Groundnuts: Less 3,5% of fob value	\$10.00			96,5%	Kwaliteits- en liggingsverskil van SA ¹ Mielies: Plus VSA\$10 (\$/t) Grondbone: Min 3,5% van vab waarde	
SA fob price (\$/t)	177.00	235.00	279.00	1071.15	SA vab prys (\$/t)	
Exchange rate (1\$=): (2018/02/06)	12.0987	12.0987	12.0987	12.0987	Wisselkoers (1\$=): (2018/02/06)	
FOB Gulf value (R/t)	2141.47	2843.19	3375.54	12959.52	VAB Golfwaarde (R/t)	
Marketing costs:					Bemerkings koste:	
Financing (Prime rate 10.25% - 30 days) (R/t)	18.04	23.95	28.44	109.18	Finansieringskoste (Primakoers 10.25% - 30 dae) (R/t)	
Railage: ² Randfontein – Durban harbour	460.20	460.20	460.20	-	Spoorvrag: ² Randfontein – Durbanhawe	
Loading costs: (R/t) ³ Durban Harbour (Mainly spout method)	170.98	182.97	182.97	508.83	Oplaaikoste: (R/t) ³ Durbanhawe (Hoofsaaklik tregter metode)	
EXPORT REALISATION (R/t):					UITVOER REALISASIE (R/t):	
Randfontein	1492.25	2176.07	2703.93	12341.51	Randfontein	
<i>Difference in quality and locality of SA (As requested by the industry) As from 14 June 2012, the discount/rebate will no longer be used to calculate the export parity price on US HRW and a new calculation will be added for US DNS, also without the discount/rebate.</i>			1		<i>Kwaliteits- en liggingsverskil van SA (Soos deur die bedryf versoek) Vanaf 14 Junie 2012 sal die diskonto/premie nie meer gebruik word by die berekening van die uitvoerpariteitprys van US HRW nie en 'n nuwe berekening word nou vir US DNS gedoen, ook sonder diskonto/premie.</i>	
<i>Railage costs: Please note that on 1 April 2017 Spoornet's standard railage cost has increased to R460.20.</i>			2		<i>Spoorvrag koste: Neem asb. Kennis dat Spoornet se standaard spoorvrag op 1 April 2017 verhoog het na R460.20.</i>	
<i>Loading costs, received from Mainport Africa Shipping: Included: Cargo dues, handling, wharf supervision, agency/documentation, logistics & surveys (inspection of cargo). Excluded: Ship agent fees, health & PPECB inspections, storage facility & transport costs to storage facility, VAT & duties.</i>			3		<i>Oplaaikoste, ontvang van Mainport Africa Shipping: Ingesluit: Kaaigelde, hantering, kaaitoesig, agente/dokumentasie, logistiek & opnames (inspeksie van skeepsvrag) Uitgesluit: Skeepsagentskaps-, inspeksie-, opbergings- en vervoerkoste na opbergingsfasiliteit, BTW & invoerbelasting.</i>	



14. WEATHER

For local weather, please follow the link below:
www.weathersa.co.za

14. WEER

Vir plaaslike weer, volg asseblief die onderstaande skakel:
www.weathersa.co.za

Sources /Bronne:

(a) = Safex; (b) = International Grains Council; (c) = CBOT; (d) = KCBT;
(e) = Oil World; (f) = Geogalos Peanut World.

* Formula according to ITAC (International Trade Administration Commission of South Africa)/
Formule volgens ITAC (International Trade Administration Commission of South Africa)

SAGIS

Nico Hawkins

General Manager / Hoofbestuurder

Indemnity/Vrywaring: Although everything has been done to ensure the accuracy of the information, neither SAGIS nor any of its directors or employees takes any responsibility for actions or losses that might occur as a result of the usage of this information. / Alhoewel alles gedoen is om te verseker dat die inligting korrek is, aanvaar nie SAGIS of enige van sy direkteure of werknemers verantwoordelikheid vir enige aksies of verliese as gevolg van die inligting wat gebruik is nie.