

**SAGIS WEEKLY BULLETIN / SAGIS WEEKLIKSE BULLETIN**

1. Producer Deliveries (ton):			1. Produsentelewerings (ton):	
Commodity	Latest week/ Jongste week: 10 - 16 Mar 2018	Total: current marketing year/ Totaal: huidige bemarkingsjaar	Total: same period previous marketing year/ Totaal: selfde periode vorige bemarkingsjaar	Kommoditeit
White maize	8 415	9 162 485	3 141 972	Witmielies
Yellow maize	9 412	6 255 518	3 649 881	Geelmielies
Total: maize	17 827	15 418 003	6 791 853	Totaal: mielies
Wheat	5 124	1 460 211	1 818 835	Koring

2. Imports (ton):			2. Invoere (ton):	
2.1 Imports for RSA			2.1 Invoere vir RSA	
Commodity	Latest week/ Jongste week: 10 - 16 Mar 2018	Total: current marketing year/ Totaal: huidige bemarkingsjaar	Total: same period previous marketing year/ Totaal: selfde periode vorige bemarkingsjaar	Kommoditeit
White maize	0	0	618 864	Witmielies
Yellow maize	0	0	1 562 662	Geelmielies
Maize Total	0	0	2 181 526	Mielies Totaal
Wheat	30 635	1 170 328	387 007	Koring
<b>Origin of imports / Oorsprong van invoere</b>				
	<b>White maize/Witmielies</b>	<b>Yellow maize/Geelmielies</b>	<b>Wheat/Koring</b>	
			Argentina	
			Germany	
			Latvia	
			Lithuania	
			Romania	
			Russia	
			Ukraine	
			USA	
<b>2.2 Imports for other countries</b>				
				<b>2.2 Invoere vir ander lande</b>
White maize	0	0	268 818	Witmielies
Yellow maize	0	0	11 605	Geelmielies
Maize Total	0	0	280 423	Mielies Totaal
Wheat	0	124 881	118 643	Koring
<b>Origin of imports / Oorsprong van invoere</b>				
	<b>White maize/Witmielies</b>	<b>Yellow maize/Geelmielies</b>	<b>Wheat/Koring</b>	
			Argentina	
			Germany	
			Latvia	
			Lithuania	
			Russia	
			Ukraine	
			USA	

### 3. Exports (ton):

#### 3.1 RSA Exports

Commodity	Latest week/ Jongste week: 10 - 16 Mar 2018	Total: current marketing year/ Totaal: huidige bemarkingsjaar	Total: same period previous marketing year/ Totaal: selfde periode vorige bemarkingsjaar	Kommoditeit
White maize	24 494	643 918	441 460	Witmielies
Yellow maize	3 623	1 400 545	268 604	Geelmielies
Maize Total	28 117	2 044 463	710 064	Mielies Totaal
Wheat	663	17 521	47 012	Koring

#### Destination of exports / Bestemming van uitvoere

White maize/Witmielies	Yellow maize/Geelmielies	Wheat/Koring
Botswana	Angola	Botswana
Kenya	Botswana	Lesotho
Lesotho	Japan	Namibia
Mozambique	North Korea	Swaziland
Namibia	South Korea	Zimbabwe
Qatar	Lesotho	
Spain	Mozambique	
Swaziland	Namibia	
Uganda	Swaziland	
Zimbabwe	Taiwan	
	Zimbabwe	

#### 3.2 Imports for Exports

Commodity	Imports	Exports	Balance	Kommoditeit
White maize	0	24 868	184 850	Witmielies
Yellow maize	0	0	14 138	Geelmielies
Maize Total	0	24 868	198 988	Mielies Totaal
Wheat	4 308	115 662	109 155	Koring

#### Destination of exports / Bestemming van uitvoere

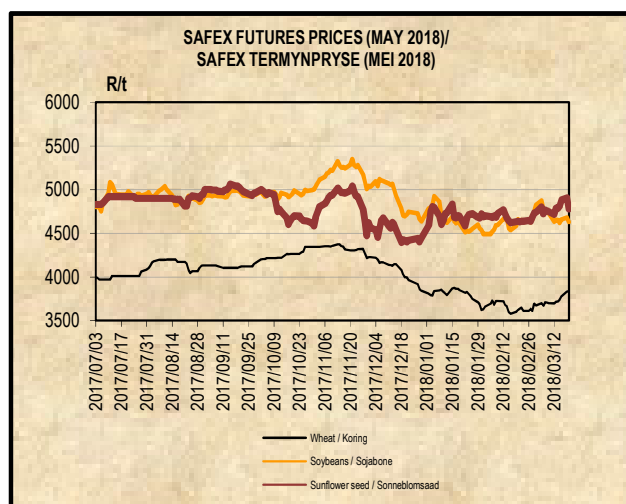
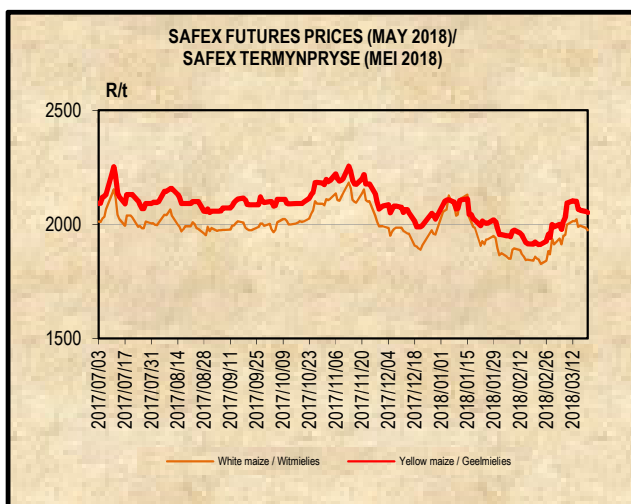
White maize/Witmielies	Yellow maize/Geelmielies	Wheat/Koring
Botswana		Botswana
Zimbabwe		Lesotho
		Mozambique
		Swaziland
		Zimbabwe

#### 3.2 Invoere vir Uitvoere

### 4. DOMESTIC PRICES PER SAFEX (R/t)(a)

Commodity	Future Prices / Termynpryse (2018/03/20) R/ton					Kommoditeit
	Mar-18	May-18	Jul-18	Sep-18	Dec-18	
White maize	1925.00	1974.00	2014.00	2054.00	2125.00	Witmielies
Yellow maize	2009.00	2052.00	2079.00	2130.00	2187.00	Geelmielies
Wheat	3820.00	3840.00	3849.00	3822.00	3795.00	Koring
Sunflower	4993.00	4780.00	4806.00	4963.00	5123.00	Sonneblom
Soybeans	4575.00	4630.00	4734.00	4836.00	4926.00	Sojabone
Sorghum	3400.00	3130.00	2970.00	3352.00	3385.00	Sorghum

### 4. PLAASLIKE PRYSE VOLGENS SAFEX (R/t)(a)



**5. IMPORT TARIFF ON MAIZE (b)\***
**5. INVOERTARIEF OP MIELIES (b)\***

Derived US No2Y Yellow Maize fob (Gulf) (b)	2018-03-14	2018-03-15	2018-03-16	2018-03-19	2018-03-20	Afgeleide VSA No2Y Geelmielies vab (Golf) (b)
RSA Initial Reference Price	<b>\$110.00</b>					RSA Oorspronklike Verwysingsprys
Base price (\$/t)	117.65	117.65	117.65	117.65	117.65	Basisprys (\$/t)
Daily price (\$/t) (IGC)	190.60	189.60	186.60	183.60	184.60	Daaglikse prys (\$/t) (IGC)
Average of 21 days (\$/t)	181.65	182.55	183.27	183.89	184.55	Gemiddeld van 21 dae (\$/t)
Deviation from base price (\$/t)	-64.00	-64.90	-65.62	-66.24	-66.90	Afwyking van basisprys (\$/t)
Duty on maize (\$/t)	-71.65	-72.55	-73.27	-73.89	-74.55	Reg op mielies (\$/t)
R/\$ Exchange rate (average of 21 days)	11.7644	11.7619	11.7744	11.7957	11.8119	R/\$ Wisselkoers (gemiddeld van 21 dae)
Duty on maize before adjustment (R/t)	-842.92	-853.33	-862.71	-871.58	-880.58	Reg op mielies voor aanpassing (R/t)
Real effective exchange rate index	0.8535	0.8535	0.8535	0.8535	0.8535	Reële effektiewe wisselkoersindeks
Duty on maize (R/t)	-719.43	-728.31	-736.32	-743.90	-751.57	Reg op mielies (R/t)
<b>Tariff Gazetted 2006/12/08</b>	<b>R0.00/t</b>					<b>Tarief gepubliseer 2006/12/08</b>

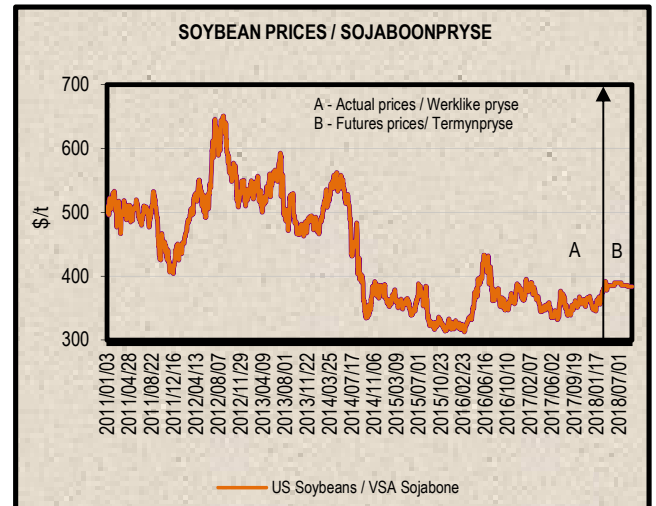
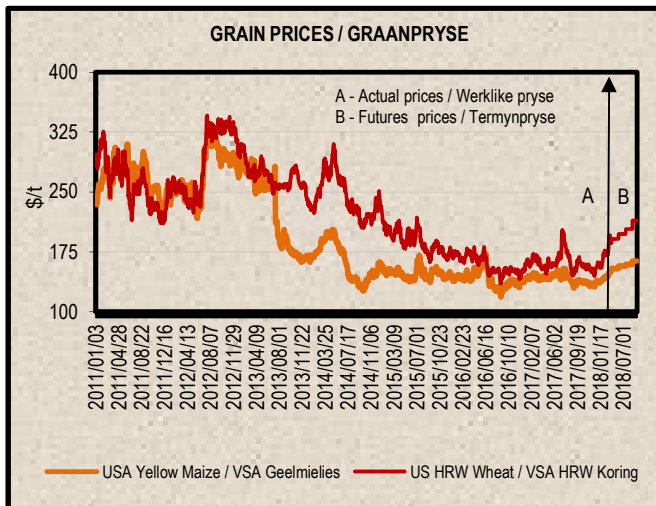
**6. IMPORT TARIFF ON WHEAT (b)\***
**6. INVOERTARIEF OP KORING (b)\***

US No2 HRW fob (Gulf)	2018/02/20	2018/02/27	2018/03/06	2018/03/13	2018/03/20	VSA No2 HRW vab (Golf)
<b>RSA Initial Reference Price</b>	279.00	279.00	279.00	279.00	279.00	<b>RSA Oorspronklike Verwysingsprys</b>
Base price (\$/t)	237.67	237.67	237.67	237.67	237.67	Basis prys (\$/t)
Weekly price (\$/t) (IGC)	239.00	248.00	262.00	254.00	235.00	Weeklikse prys (\$/t) (IGC)
3 Weeks moving average (\$/t)	239.00	243.50	249.67	254.67	250.33	3 Weke skuiwende gemiddeld (\$/t)
Deviation from base price (\$/t)	-1.33	-5.83	-12.00	-17.00	-12.66	Afwyking van basisprys (\$/t)
Number of weeks that the deviation is more than \$10			1	2	2	Aantal weke wat die afwyking meer as \$10 is
Calculated duty on wheat (\$/t)	40.00	35.50	29.33	24.33	28.67	Berekende reg op koring (\$/t)
R/\$ exchange rate	11.7160	11.5770	11.8346	11.8370	12.0042	R/\$ wisselkoers
Calculated duty before adjustment (R/t)	468.64	410.98	347.11	287.99	344.16	Berekende reg voor aanpassing (R/t)
Real effective exchange rate Index	0.8011	0.8535	0.8535	0.8535	0.8535	Reële effektiewe wisselkoersindeks
Calculated duty on wheat (R/t)	375.43	350.77	296.26	245.80	293.74	Berekende reg op koring (R/t)
<b>Tariff Gazetted 2017/12/15 (R/t)</b>	<b>R 716.30</b>					<b>Tarief gepubliseer 2017/12/15 (R/t)</b>

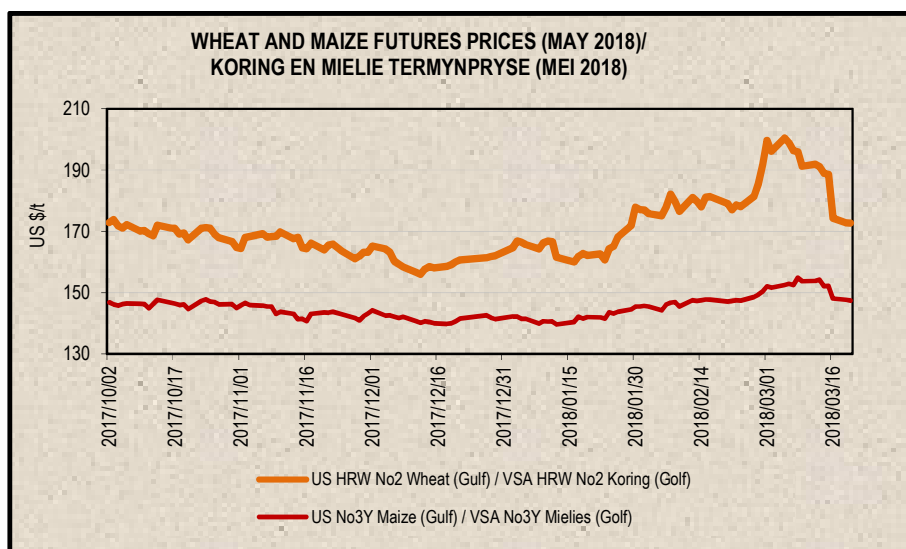
7. PRICES – INTERNATIONAL (US\$/t)

7. PRYSE - INTERNASIONAAL (VSA\$/t)

FOB (US\$/t)	Export Quotations/ Uitvoerkwotasie (b)(e)(f)				VAB (VSA\$/t)
	2018/03/20	2018/03/13	2018/03/06	2018/02/27	
US No 2 HRW Wheat (Gulf)	235.00	254.00	262.00	248.00	VSA No 2 HRW Koring (Golf)
US DNS Wheat 14% PNW	279.00	285.00	289.00	274.00	VSDNS Koring 14% PNW
Argentine Wheat (Up River)	217.00	205.00	200.00	193.00	Argentynse Koring (Up River)
EC (France) Wheat (grade 1)	204.00	208.00	207.00	206.00	EU (Frankryk) Koring (graad 1)
EC (Germany) B Quality Wheat	211.00	214.00	215.00	212.00	EU (Duitsland) B Kwaliteit Koring
Russia Milling 12.5%	209.00	208.00	208.00	206.00	Swart See Maalkoring
US No 3Y Maize (Gulf)	183.00	190.00	187.00	179.00	VSA No3Y Mielies (Golf)
Argentine Maize (Up River)	186.00	192.00	187.00	181.00	Argentynse Mielies (Up River)
US Sorghum (Gulf)	191.00	198.00	202.00	199.00	VSA Sorghum (Golf)
Argentine Sorghum (Up River)	134.00	139.00	139.00	136.00	Argentynse Sorghum (Up River)
US Soybeans (Gulf)	404.00	411.00	418.00	403.00	VSA Sojabone (Gulf)
Argentine Soybeans (Up River)	396.00	403.00	410.00	396.00	Argentynse Sojabone (Up River)
Canadian Canola	432.00	434.00	439.00	441.00	Kanadese Canola
Argentine Groundnuts Runners 40/50	1310.00	1240.00	1180.00	1140.00	Argentynse Grondbone 40/50 Runners
US Groundnuts Runners 40/50 shelled	1221.00	1221.00	1161.00	1161.00	VSA Grondbone 40/50 Runners uitgedop
Australian Malting Barley (Commander Malt)	259.00	259.00	259.00	260.00	Australiese Moutgars (Commander Mout)



Futures prices (US\$/t) / Termynpryse (VSA\$/t) (c)(d) (2018/03/20)							
Commodity	May-18	Jul-18	Sep-18	Dec-18	Mar-19	May-19	Kommoditeit
US No3 Yellow maize	147.39	150.54	153.38	156.37	159.13	160.86	VSA No3 Geelmielies
US No2 HRW wheat	172.69	179.16	185.77	194.00	198.63	200.47	VSA No2 HRW koring
US Soybeans	377.80	381.77	377.80	n/a	377.36	377.21	VSA Sojabone



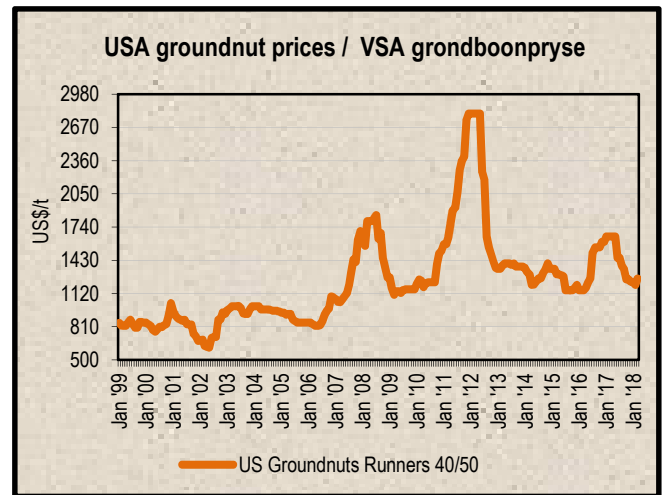
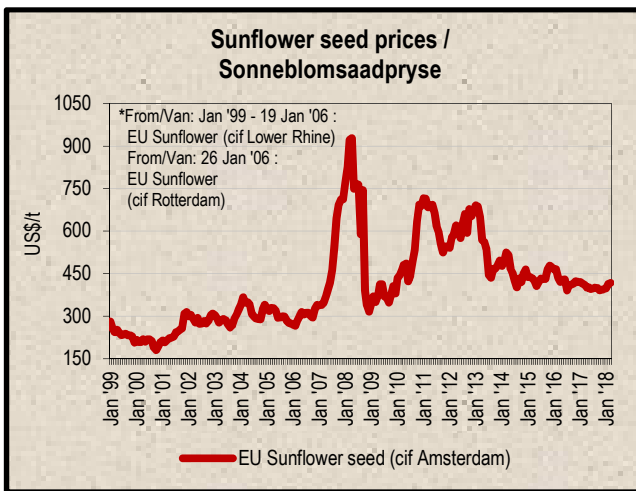
**8. LOWEST REPRESENTATIVE ASKING PRICES**  
(US\$/t)(e)(f)(Prices of previous week)

**8. LAAGSTE VERTEENWOORDIGENDE PRYSE GEVRA**  
(Pryse van vorige week)(VSA\$/t)(e)(f)

US\$/t	2018/03/15	2018/03/08	Change/ Verandering	VSA\$/t
Soybeans, Brazil, c.i.f. Rotterdam	442	446	-0.9%	Sojabone, Brasilië, k.a.v. Rotterdam
Soybeans, USA, c.i.f. Rotterdam	429	434	-1.2%	Sojabone, VSA, k.a.v. Rotterdam
Groundnuts, USA Runners 40/50*	1260	1260	0.0%	Grondbone, VSA Runners 40/50*
Groundnuts, Argentine Runners 40/50*	1400	1240	12.9%	Grondbone, Argentynse Runners 40/50*
Groundnut-oil, c.i.f. Rotterdam	1335	1325	0.8%	Grondboon-olie, k.a.v. Rotterdam
Sunflower seed, EU c.i.f. Amsterdam	415	417	-0.5%	Sonneblomsaad, EU k.a.v. Amsterdam
Sunflower-oil, EU (fob) N.W. Europe	784	786	-0.3%	Sonneblom-olie, EU (vab) N.W. Eur.
Rapeseed, Europe, 00, c.i.f. Hamburg	425	421	1.0%	Raapsaad, Europa, 00, k.a.v. Hamburg

\* Shelled, c.i.f. Rotterdam

\* Uitgedop k a v Rotterdam



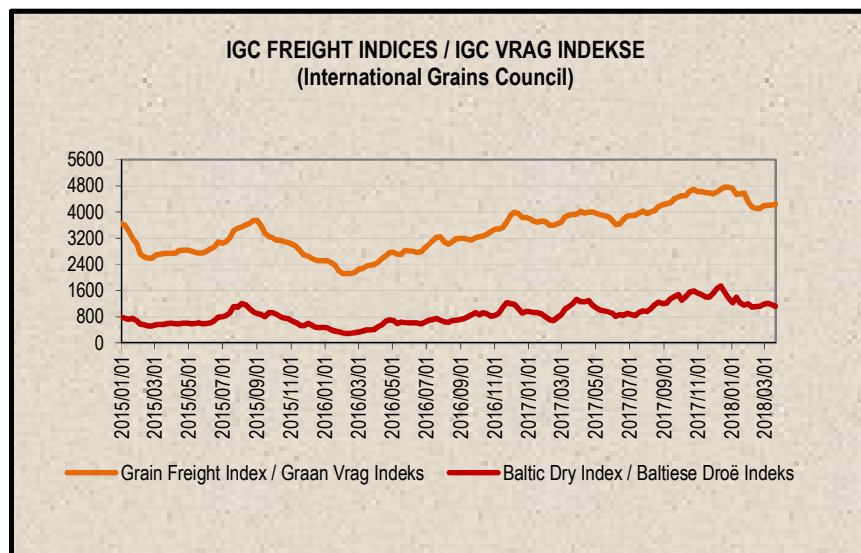
**9. IGC FREIGHT INDICES (b)**

**9. IGC VRAG INDEKSE (b)**

IGC FREIGHT INDICES / IGC VRAG INDEKSE							
	2018/02/13	2018/02/20	2018/02/27	2018/03/06	2018/03/13	2018/03/20	
Grain Freight Index*	4115	4106	4193	4203	4213	4242	Graan Vrag Indeks*
Baltic Dry Index	1114	1117	1188	1212	1179	1122	Baltiese Droë Indeks

\* IGC Grain Freight Index represents 15 major grain routes, including five from the United States of America, and two each from other main exporting nations (including Argentina, Black Sea, Europe and Canada); with base an average of the four weeks ending 11 May 2005 = 6000. The updated indices will be available on Thursdays on SAGIS' website.

\* IGC Graan Vrag Indeks verteenwoordig 15 hoof graanroetes, insluitende vyf vanaf die Verenigde State van Amerika, en twee elk van ander hoof uitvoermasies (insluitende Argentinië, Swart See, Europa en Kanada); met basis 'n gemiddeld van die vier weke geëindig 11 Mei 2005 = 6000. Die opgedateerde indekse sal Donderdae op SAGIS se webwerf beskikbaar.



10. IMPORT PARITY PRICES – SUMMER GRAINS (b)

10. INVOERPARITEITPRYSE - SOMERGRANE (b)

INVOERPARITEITPRYSE VAN SOMERGRANE (BTW UITGESLT) SOOS OP				2018/03/20		IMPORT PARITY PRICES OF SUMMER GRAINS (VAT EXCL) AS ON	
ITEM	Nota/ Note	Mielies/Maize	Mielies/Maize	Sorghum	Sorghum	Sorghum	ITEM
		VSA/ USA Golf/Gulf (no.3Y)	Argentynse/ Argentine Up River	VSA/ USA Golf/Gulf	Argentynse/ Argentine Up River	Australiese/ Australian Brisbane	
		\$/t	\$/t	\$/t	\$/t	\$/t	
Internasionale VAB pryse	a	183.00	186.00	191.00	134.00	288.00	International FOB prices
Vraggeld	b	39.00	30.00	39.00	30.00	20.00	Freight Rates
Assuransie (0.3% van VAB)		0.55	0.56	0.57	0.40	0.86	Insurance (0.3% of FOB)
1 KOSTE, ASSURANSIE EN VRAG (KAV) \$/T		222.55	216.56	230.57	164.40	308.86	1 COST, INSURANCE AND FREIGHT (CIF) \$/T
<i>Omskakel na R/t</i>							<i>Converted to R/t</i>
R/\$ Wisselkoers op: 2018/03/20		12.0042	12.0042	12.0042	12.0042	12.0042	R/\$ Exchange rate on: 2018/03/20
2 KOSTE, ASSURANSIE EN VRAG (KAV) R/t		2671.53	2599.63	2767.81	1973.49	3707.62	2 COST, INSURANCE AND FREIGHT (CIF) R/t
Finansieringskoste	c	22.51	21.90	23.32	16.63	31.24	Financing cost
3 KOSTE, ASSURANSIE, VRAG EN FINANSIERING R/t		2694.04	2621.53	2791.13	1990.12	3738.86	3 COST, INSURANCE, FREIGHT AND FINANCING R/t
Aflaai-koste:	d, e						Discharging cost
- Kaapstad		191.47	191.47	n/a	n/a	n/a	- Cape Town
- Durban		185.45	185.45	190.57	190.57	190.57	- Durban
Invoertarif	f	0.00	0.00	68.78	48.26	103.72	Import Tariff
4 VRY OP SPOOR (VOS) R/t							4 FREE ON RAIL (FOR) R/t
- Kaapstad		2885.51	2813.00	n/a	n/a	n/a	- Cape Town
- Durban		2879.49	2806.98	2859.91	2038.38	3842.58	- Durban
Spoorvragkoste	g	460.20	460.20	460.20	460.20	460.20	Railage cost
- Durban na Randfontein							- Durban to Randfontein
<b>5 GELEWER:</b>							<b>5 DELIVERED:</b>
<b>- Durban na Randfontein R/ton</b>		<b>3339.69</b>	<b>3267.18</b>	<b>3320.11</b>	<b>2498.58</b>	<b>4302.78</b>	<b>- Durban to Randfontein R/ton</b>

Notas/Notes:

a Bron van pryse en vraggeld : IGC GMI  
Source of prices and freight rates: IGC GMI

2018/03/20

Termyn / Term	US\$/ton (VAB/FOB)	Vraggeld/Freight Rate:	US\$/ton
Apr 2018	183.00	US Golf / Gulf	39.00
Mrt/Mar 2018	186.00	Argentinië / Argentina	30.00
Apr 2018	191.00	Australië/Australia	20.00
Mrt/Mar 2018	134.00		
Mrt/Mar 2018	288.00		

Mielies/Maize: VSA/USA (Golf/Gulf No.3Y)  
Mielies/Maize: Argentinië/Argentina (Up River)  
Sorghum: VSA/USA (Golf / Gulf/Mto)  
Sorghum: Argentinië/Argentina (Up River)  
Sorghum: Australië/Australia (Brisbane)

b Vraggeld: bereken vir vragte van +/- 20 000 - 30 000t / Freight rates: calculated for freights of +/- 20 000 - 30 000t

c Finansieringskoste: 30 000t @ KAV @ primakoers vir 30 dae. Bron/Source: SARB 10.25% 2017/07/21  
Financing cost 30 000t @ CIF @ prime rate for 30 days.

d Aflaai-koste / Discharging costs (R/ton):

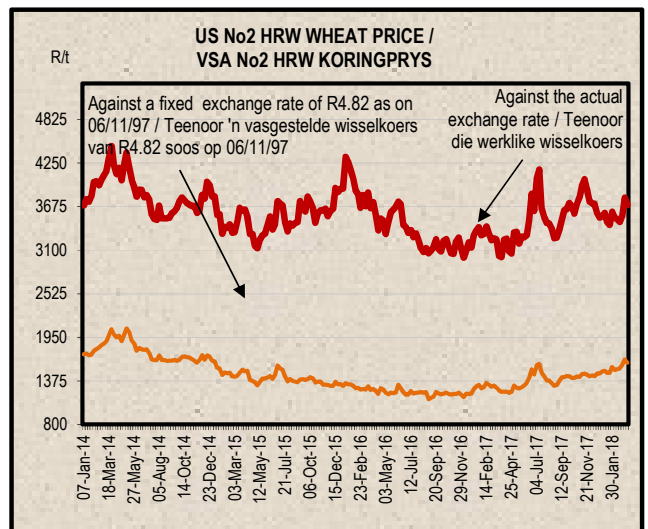
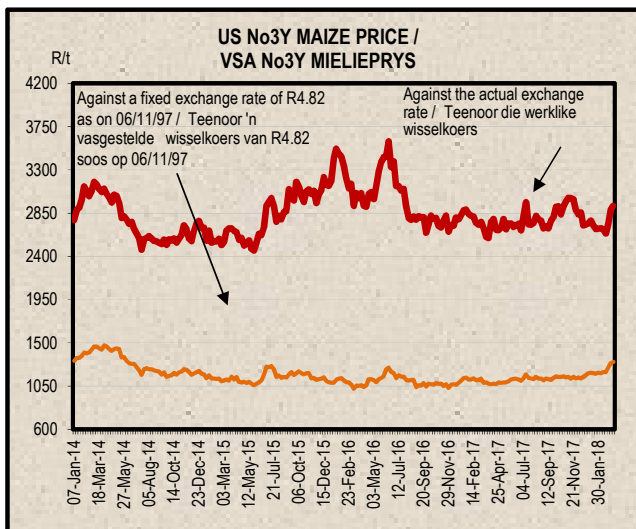
	Mielies/Maize:	Sorghum
Kaapstad / Cape Town:	191.47	n/a
Durban:	185.45	190.57

Bron / Source: Mainport/Africa Shipping

e Ingesluit: Kaagelde, hantering, kaaibesig, agente/dokumentasie, logistiek & opnames (inspeksie van skeepsvrag) / Included: Wharfage, handling, wharf supervision, agent/documentation, logistic & survey (inspection of shipload).  
Uitgesluit: Gesondheidsinspeksie-, skeepsagentskapfooi, strookbelsingsfooi vir GMO, opbergingskoste asook BTW en invoerbelasting / Excluded: Health inspection fee, Ship agency fee, strip testing fees for GMO, storage costs as well as VAT and import duty.  
N.B: Slegs 'n aanduiding, aangesien koste van opname beding kan word / N.B: Indication only, as cost of survey can be negotiated.

f Invoertarif / Import Tariff  
Mielies/Maize = Vry / Free  
Sorghum = 3% op VAB / on FOB

g Neem asb. kennis dat Spoornet se standaard spoorvrag op 1 April 2017 verhoog het na R460.20.  
Please note that Spoornet's standard railage cost has increased on 1 April 2017 to R460.20.



11. IMPORT PARITY PRICES – WINTER CEREALS (b)

11. INVOERPARITEITPARYSE - WINTERGRANE (b)

INVOERPARITEITPARYSE VAN WINTERGRANE (BTW UITGESLT) SOOS OP		2018/03/20				IMPORT PARITY PRICES OF WINTER CEREALS (VAT EXCL) AS ON		
ITEM	Nota/ Note	Koring/Wheat	Koring/Wheat	Koring/Wheat	Koring/Wheat	Gars/Barley	Gars/Barley	ITEM
		VSA/ USA Golf/Gulf	VSA/ USA PNW	Argentynse/ Argentine Up River	EU Duitsland/ Germany	Australiese/ Australian Fremantle	Frans/ French Rouen	
		HRW	DNS	Trigo Pan	B kwaliteit/ quality	Mout/Malting	Mout/Malting	
		\$/t	\$/t	\$/t	\$/t	\$/t	\$/t	
Internasionale VAB pryse	a	235.00	279.00	217.00	211.00	259.00	244.00	International FOB prices
Vraggeld	b	39.00	39.00	30.00	29.00	21.00	30.00	Freight Rates
Assuransie (0.3% van VAB)		0.71	0.84	0.65	0.63	0.78	0.73	Insurance (0.3% of FOB)
1 KOSTE, ASSURANSIE EN VRAG (KAV) \$/T		274.71	318.84	247.65	240.63	280.78	274.73	1 COST, INSURANCE AND FREIGHT (CIF) \$/T
<i>Omskakel na R/t</i>								<i>Converted to R/t</i>
R/\$ Wisselkoers op: 2018/03/20		12.0042	12.0042	12.0042	12.0042	12.0042	12.0042	R/\$ Exchange rate on: 2018/03/20
2 KOSTE, ASSURANSIE EN VRAG (KAV) R/t		3297.67	3827.42	2972.84	2888.57	3370.54	3297.91	2 COST, INSURANCE AND FREIGHT (CIF) R/t
Finansieringskoste	c	27.78	32.24	25.05	24.34	28.40	27.78	Financing cost
3 KOSTE, ASSURANSIE, VRAG EN FINANSIERING R/t		3325.45	3859.66	2997.89	2912.91	3398.94	3325.69	3 COST, INSURANCE, FREIGHT AND FINANCING R/t
Aflaaiikoste	d, e							Discharging cost
3.1 Kaapstad (Hoofsaaklik kaaihykraan metode)		191.47	191.47	191.47	191.47	199.17	199.17	3.1 Cape Town (Mainly shore cranes method)
3.2 Durban (Hoofsaaklik suig-in-silo metode)		189.30	189.30	189.30	189.30	190.57	190.57	3.2 Durban (Mainly suction into silo method)
Invoertarif op koring	f	716.30	716.30	716.30	716.30	0.00	0.00	Import T tariff on wheat
4 VRY OP SPOOR (VOS) R/t								4 FREE ON RAIL (FOR) R/t
4.1 Kaapstadhawe		4233.22	4767.43	3905.66	3820.68	3598.11	3524.86	4.1 Cape Town Harbour
4.2 Durbanhawe		4231.05	4765.26	3903.49	3818.51	3589.51	3516.26	4.2 Durban Harbour
Spoorvragkoste	g							Railage cost
- Kaapstad na Paarl		119.27	119.27	119.27	119.27	n/a	n/a	- Cape Town to Paarl
- Durban na Randfontein		460.20	460.20	460.20	460.20	460.20	460.20	- Durban to Randfontein
<b>5 GELEWER:</b>								<b>5 DELIVERED:</b>
- Kaapstad na Paarl R/ton		4352.49	4886.70	4024.93	3939.95	n/a	n/a	- Cape Town to Paarl R/ton
- Durban na Randfontein R/ton		4691.25	5225.46	4363.69	4278.71	4049.71	3976.46	- Durban to Randfontein R/ton

Notas/Notes: 2018/03/20

a Bron van pryse en vraggeld : IGC GMI  
Source of prices and freight rates: IGC GMI

Termyn / Term	VAB/FOB US\$/ton	Vraggeld / Freight Rate:	US\$/ton	Gars/Barley = US\$ + 1
Apr 2018	235.00	US (Golf / Gulf)	39.00	
Apr 2018	279.00	Argeninië / Argentine (Upriver)	30.00	
Mrt/Mar	217.00	EEC (Bordeaux Hamburg)	29.00	30.00
Mrt/Mar	211.00	Australië / Australia (Eastern)	20.00	21.00
Mrt/Mar	259.00			
Mrt/Mar	244.00			

b Vraggeld: bereken vir vragte van +/- 20 000 - 30 000t / Freight rates: calculated for freights of +/- 20 000 - 30 000t

c Finansieringskoste: 30 000t @ KAV @ primakoers vir 30 dae. Bron/Source: SARB 10.25% 2017/07/21  
Financing cost 30 000t @ CIF @ prime rate for 30 days.

d Aflaaiikoste / Discharging cost (R/ton):

	Koring/Wheat:	Gars/Barley:
Kaapstad /		
Cape Town:	191.47	199.17
Durban:	189.30	190.57

Bron / Source: Mainport/Africa Shipping

e Ingesluit: Kaaigelde, hantering, kaaibeisig, agente/dokumentasie, logistiek & opnames (inspeksie van skeepsvrag).  
Included: Wharfage, handling, wharf supervision, agent/documentation, logistic & survey (inspection of shipload).  
Uitgesluit: Gesondheidsinspeksie-, skeepsagentskapfooi, strookbetsingsfooi vir GMO, ophbergingskoste asook BTW en invoerbelasting.  
Excluded: Health inspection fee, Ship agency fee, strip testing fees for GMO, storage costs as well as VAT and import duty.  
N.B: Slegs 'n aanduiding, aangesien koste van opname beding kan word / N.B: Indication only, as cost of survey can be negotiated.

f Invoertarif / Import Tariff  
Koring/Wheat = R910.00 p/ton  
Gars/Barley = Vry/Free

g Neem asb. Kennis dat Spoorwet se standaard spoorvrag op 1 April 2017 verhoog het soos volg:  
Kaapstad na Paarl R119.27 en Durban na Randfontein R460.20.  
Please note that on 1 April 2017 Spoorwet's standard railage cost has increased as follows:  
Cape Town to Paarl R119.27 and Durban to Randfontein R460.20.

12. IMPORT PARITY PRICES – OIL SEEDS (b)(e)(f)

12. INVOERPARITEITPRYSE - OLIESADE (b)(e)(f)

INVOERPARITEITPRYSE VAN OLIESADE (BTW UITGESLT) SOOS OP			2018/03/20						IMPORT PARITY PRICES OF OIL SEEDS (VAT EXCL) AS ON	
ITEM	Nota/ Note	Sojabone/ Soybeans	Sojabone/ Soybeans	Sojabone/ Soybeans	Sonneblom/ Sunflower	Canola	Grondbone/ Groundnuts	Grondbone/ Groundnuts	ITEM	
		VSA/ USA Golf/Gulf	Argentynse/ Argentine Up River	Brazilië/ Brazil Paranagua	EU Franse/ French Bordeaux	Kanadese/ Canadian Vancouver	Argentynse/ Argentine Raw Runners 40/50	VSA/ USA Raw Runners 40/50		
		\$/t	\$/t	\$/t	\$/t	\$/t	\$/t	\$/t		
Internasionale VAB pryse	a	404.00	396.00	408.00	403.00	432.00	1310.00 *	1221.00 *	International FOB prices	
Vraggeld	b	39.00	30.00	30.00	29.00	30.00	90.00	39.00	Freight Rates	
Assuransie (0.3% van VAB)		1.21	1.19	1.22	1.21	1.30	3.93	3.66	Insurance (0.3% of FOB)	
1 KOSTE, ASSURANSIE EN VRAG (KAV) \$/T Omskakel na R/t R/\$ Wisselkoers op: 2018/03/20		444.21	427.19	439.22	433.21	463.30	1403.93	1263.66	1 COST, INSURANCE AND FREIGHT (CIF) \$/T Converted to R/t R/\$ Exchange rate on: 2018/03/20	
2 KOSTE, ASSURANSIE EN VRAG (KAV) R/t		12.0042	12.0042	12.0042	12.0042	12.0042	12.0042	12.0042	2 COST, INSURANCE AND FREIGHT (CIF) R/t	
3 KOSTE, ASSURANSIE, VRAG EN FINANSIERING R/t	c	5332.39	5128.07	5272.48	5200.34	5561.55	16853.06	15169.23	3 COST, INSURANCE, FREIGHT AND FINANCING R/t	
Finansieringskoste		44.92	43.20	44.42	43.81	46.85	141.98	127.80	Financing cost	
4 VRY OP SPOOR (VOS) R/t Durban	d, e	5377.31	5171.27	5316.90	5244.15	5608.40	16995.04	15297.03	4 FREE ON RAIL (FOR) R/t Durban	
Aflaaiikoste: Durban	f	190.57	190.57	190.57	190.57	190.57	612.66	612.66	Discharging cost Durban	
Invoertarif:		387.98	380.29	391.82	0.00	518.58	1572.55	1465.71	Import Tariff:	
5 GELEWER: - Durban na Randfontein R/ton	g	5955.86	5742.13	5899.29	5434.72	6317.55	19180.25	17375.40	5 DELIVERED: - Durban to Randfontein R/ton	
		460.20	460.20	460.20	460.20	460.20	-	-	Railage cost - Durban to Randfontein	
		6416.06	6202.33	6359.49	5894.92	6777.75	-	-		

Notas/Notes:

a Bron van pryse en vraggeld / Source of prices and freight rates : IGC (GMI), Geogalos Peanut World & Oilworld  
2018/03/20

Termyn / Term	US\$/ton (VAB/FOB)	Vraggeld/Freight Rate:	US\$/ton	
Sojabone/Soybeans: VSA/USA (Golf/Gulf)	Apr 2018	404.00	US Golf / Gulf	39.00
Sojabone/Soybeans: Argentinië/Argentina (Up River)	Mrt/Mar 2018	396.00	Argentinië / Argentina	30.00
Sojabone/Soybeans: Brazilië/Brazil (Paranagua)	Apr 2018	408.00	EEC (Bordeaux/Hamburg)	29.00
Sonneblom/Sunflower: EU Frankryk/France (Bordeaux)	Apr 2018	403.00	Kanada/Canada (North Pacific)	30.00
Canola: Kanada/Canada (Vancouver)	Mrt/Mar 2018	432.00	Grondbone/Groundnuts (ARG)	90.00
Grondbone/Groundnuts: Argentinië/Argentina (Raw Runner 40/50)	Mei/May 2018	1310.00		
Grondbone/Groundnuts: VSA/USA (Runners 40/50)	Apr 2018	1221.00		

b Vraggeld: bereken vir vragte van +/- 20 000 - 30 000t / Freight rates: calculated for freights of +/- 20 000 - 30 000t

c Finansieringskoste: 30 000t @ KAV @ primakoers vir 30 dae. Bron/Source: SARB 10.25% 2017/07/21

Financing cost 30 000t @ CIF @ prime rate for 30 days.

d Aflaaiikoste / Discharging costs (R/ton):

	Sojabone/ Soybeans	Sonneblom/ Sunflower	Canola	Grondbone/ Groundnuts	
Bron / Source: Mainport Africa Shipping	Durban:	190.57	190.57	190.57	612.66

e Aflaaiikoste / Discharging fees:

Ingesluit Kaai gelde, hantering, kaaibesig, agente/dokumentasie, logistiek & opnames (inspeksie van skeepsvrag) /

Included: Wharfage, handling, wharf supervision, agent/documentation, logistic & survey (inspection of shipload).

Uitgesluit Gesondheidsinspeksie-, skeepagentskapfooi, strooktoetsingsfooi vir GMO, opbergingskoste asook BTW en invoerbelasting /

Excluded: Health inspection fee, Ship agency fee, strip testing fees for GMO, storage costs as well as VAT and import duty.

N.B: Slegs 'n aanduiding, aangesien koste van opname beding kan word / N.B: Indication only, as cost of survey can be negotiated.

f Invoertarif / Import Tariff:

Sojabone/Soybeans = 8% op VAB / on FOB

Sonneblom/Sunflower = Vry / Free

Canola = 10% op VAB / on FOB

Grondbone/Groundnuts = 10% op VAB / on FOB

g Neem asb. Kennis dat Spoor net se standaard spoorvrag op 1 April 2017 verhoog het na R460.20.

Please note that on 1 April 2017 Spoor net's standard railage cost has increased to R460.20.

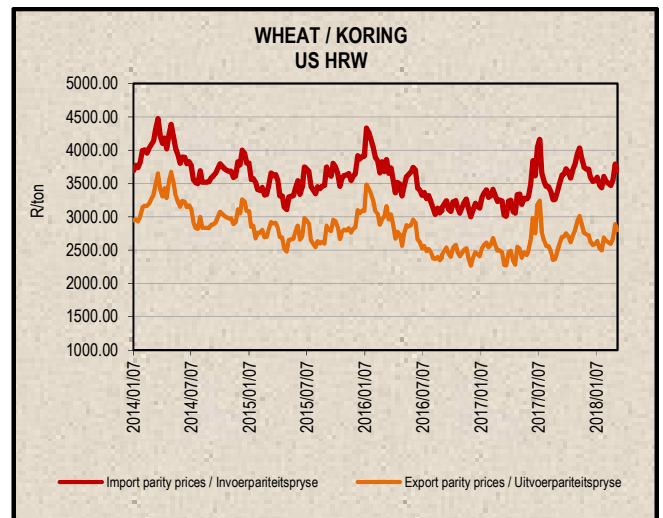
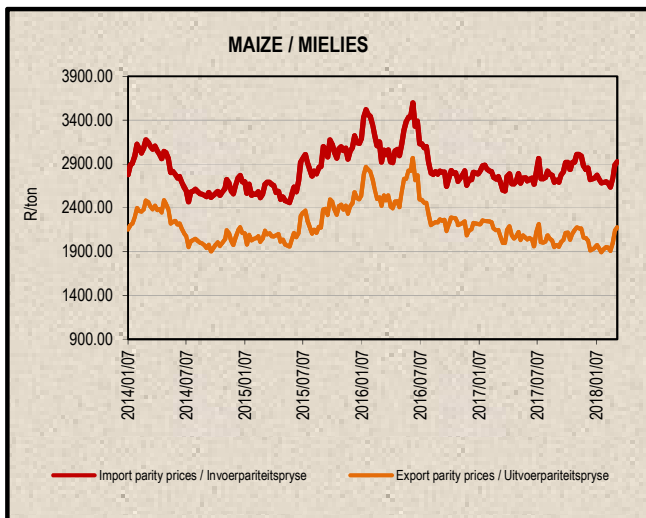
\* Kwotasies is k.a.v. pryse. VAB pryse dus berekende pryse (kav minus vraggeld) / Quotes are c.i.f. prices. FOB prices are therefore calculated prices (cif minus freight rates).



13. EXPORT PARITY PRICES (b)

13. UITVOERPARITEITPRYSE (b)

INDICATIVE EXPORT PARITY PRICES AS ON	2018/03/20				AANDUIDENDE UITVOERPARITEITSPRYSE SOOS OP
This is <b>only an example</b> of how an export parity price can be calculated - it can vary according to need	<b>US No3Y Maize/ Mielies Gulf/Golf (b)</b> Apr 2018	<b>US HRW Wheat/Koring Gulf/Golf (b)</b> Apr 2018	<b>US DNS 14% Wheat/Koring PNW (b)</b> Apr 2018	<b>Argentine Raw Runner 40/50 Groundnuts/ Grondbone (f) May/Mei 2018</b>	Hierdie is <b>slegs 'n voorbeeld</b> van hoe 'n uitvoerpariteitsprys bereken kan word - dit kan varieer volgens behoefte
FOB Gulf value (\$/t)	183.00	235.00	279.00	1310.00	VAB Golfwaarde (\$/t)
Difference in quality and locality of SA <sup>1</sup> Maize: Plus US\$10 (\$/t) Groundnuts: Less 3,5% of fob value	\$10.00			96,5%	Kwaliteits- en liggingsverskil van SA <sup>1</sup> Mielies: Plus VSA\$10 (\$/t) Grondbone: Min 3,5% van vab waarde
SA fob price (\$/t)	193.00	235.00	279.00	1264.15	SA vab prys (\$/t)
Exchange rate (1\$=:) (2018/03/20)	12.0042	12.0042	12.0042	12.0042	Wisselkoers (1\$=:) (2018/03/20)
FOB Gulf value (R/t)	2316.81	2820.99	3349.17	15175.11	VAB Golfwaarde (R/t)
<b>Marketing costs:</b>					<b>Bemerkings koste:</b>
Financing (Prime rate 10.25% - 30 days) (R/t)	19.52	23.77	28.22	127.85	Finansieringskoste (Primakoers 10.25% - 30 dae) (R/t)
Railage: <sup>2</sup> Randfontein – Durban harbour	460.20	460.20	460.20	-	Spoorvrag: <sup>2</sup> Randfontein – Durbanhawe
Loading costs: (R/t) <sup>3</sup> Durban Harbour (Mainly spout method)	170.98	182.97	182.97	508.83	Oplaaikoste: (R/t) <sup>3</sup> Durbanhawe (Hoofsaaklik tregter metode)
<b>EXPORT REALISATION (R/t):</b>					<b>UITVOER REALISASIE (R/t):</b>
<b>Randfontein</b>	<b>1666.11</b>	<b>2154.05</b>	<b>2677.78</b>	<b>14538.43</b>	<b>Randfontein</b>
<i>Difference in quality and locality of SA (As requested by the industry)</i> <i>As from 14 June 2012, the discount/rebate will no longer be used to calculate the export parity price on US HRW and a new calculation will be added for US DNS, also without the discount/rebate.</i>			1		<i>Kwaliteits- en liggingsverskil van SA (Soos deur die bedryf versoek)</i> <i>Vanaf 14 Junie 2012 sal die diskonto/premie nie meer gebruik word by die berekening van die uitvoerpariteitprys van US HRW nie en 'n nuwe berekening word nou vir US DNS gedoen, ook sonder diskonto/premie.</i>
<i>Railage costs:</i> <i>Please note that on 1 April 2017 Spoornet's standard railage cost has increased to R460.20.</i>			2		<i>Spoorvrag koste:</i> <i>Neem asb. Kennis dat Spoornet se standaard spoorvrag op 1 April 2017 verhoog het na R460.20.</i>
<i>Loading costs, received from Mainport Africa Shipping:</i> <i>Included: Cargo dues, handling, wharf supervision, agency/documentation, logistics &amp; surveys (inspection of cargo).</i> <i>Excluded: Ship agent fees, health &amp; PPECB inspections, storage facility &amp; transport costs to storage facility, VAT &amp; duties.</i>			3		<i>Oplaaikoste, ontvang van Mainport Africa Shipping:</i> <i>Ingesluit: Kaaigelde, hantering, kaaitoesig, agente/dokumentasie, logistiek &amp; opnames (inspeksie van skeepsvrag)</i> <i>Uitgesluit: Skeepagentskaps-, inspeksie-, opbergings- en vervoerkoste na opbergingsfasiliteit, BTW &amp; invoerbelasting.</i>



#### 14. WEATHER

For local weather, please follow the link below:  
[www.weathersa.co.za](http://www.weathersa.co.za)

#### 14. WEER

Vir plaaslike weer, volg asseblief die onderstaande skakel:  
[www.weathersa.co.za](http://www.weathersa.co.za)

#### **Sources /Bronne:**

(a) = Safex; (b) = International Grains Council; (c) = CBOT; (d) = KCBT;  
(e) = Oil World; (f) = Georganos Peanut World.

\* Formula according to ITAC (International Trade Administration Commission of South Africa)/  
Formule volgens ITAC (International Trade Administration Commission of South Africa)

SAGIS

Nico Hawkins

General Manager / Hoofbestuurder

**Indemnity/Vrywaring:** Although everything has been done to ensure the accuracy of the information, neither SAGIS nor any of its directors or employees takes any responsibility for actions or losses that might occur as a result of the usage of this information. / Alhoewel alles gedoen is om te verseker dat die inligting korrek is, aanvaar nie SAGIS of enige van sy direkteure of werknemers verantwoordelikheid vir enige aksies of verliese as gevolg van die inligting wat gebruik is nie.