

SAGIS WEEKLY BULLETIN / SAGIS WEEKLIKSE BULLETIN

1. Producer Deliveries (ton):			1. Produsentelewerings (ton):	
Commodity	Latest week/ Jongste week: 31 Mar - 6 Apr 2018	Total: current marketing year/ Totaal: huidige bemarkingsjaar	Total: same period previous marketing year/ Totaal: selfde periode vorige bemarkingsjaar	Kommoditeit
White maize	4 556	9 185 224	3 380 674	Witmielies
Yellow maize	5 605	6 287 485	3 760 376	Geelmielies
Total: maize	10 161	15 472 709	7 141 050	Totaal: mielies
Wheat	1 408	1 474 230	1 835 616	Koring

2. Imports (ton):			2. Invoere (ton):	
2.1 Imports for RSA			2.1 Invoere vir RSA	
Commodity	Latest week/ Jongste week: 31 Mar - 6 Apr 2018	Total: current marketing year/ Totaal: huidige bemarkingsjaar	Total: same period previous marketing year/ Totaal: selfde periode vorige bemarkingsjaar	Kommoditeit
White maize	0	0	644 144	Witmielies
Yellow maize	0	0	1 592 599	Geelmielies
Maize Total	0	0	2 236 743	Mielies Totaal
Wheat	0	1 161 300	392 907	Koring

Origin of imports / Oorsprong van invoere

White maize/Witmielies	Yellow maize/Geelmielies	Wheat/Koring
		Argentina
		Germany
		Latvia
		Lithuania
		Romania
		Russia
		Ukraine
		USA

2.2 Imports for other countries

2.2 Invoere vir ander lande

White maize	0	0	268 818	Witmielies
Yellow maize	0	0	11 605	Geelmielies
Maize Total	0	0	280 423	Mielies Totaal
Wheat	0	134 201	118 643	Koring

Origin of imports / Oorsprong van invoere

White maize/Witmielies	Yellow maize/Geelmielies	Wheat/Koring
		Argentina
		Germany
		Latvia
		Lithuania
		Russia
		Ukraine
		USA

3. Exports (ton):
3.1 RSA Exports

Commodity	Latest week/ Jongste week: 31 Mar - 6 Apr 2018	Total: current marketing year/ Totaal: huidige bemarkingsjaar	Total: same period previous marketing year/ Totaal: selfde periode vorige bemarkingsjaar	Kommoditeit
White maize	53 912	734 349	497 266	Witmielies
Yellow maize	2 682	1 410 574	279 918	Geelmielies
Maize Total	56 594	2 144 923	777 184	Mielies Totaal
Wheat	3 178	24 523	55 157	Koring

Destination of exports / Bestemming van uitvoere

White maize/Witmielies	Yellow maize/Geelmielies	Wheat/Koring
Botswana	Angola	Botswana
Kenya	Botswana	Lesotho
Lesotho	Japan	Namibia
Mozambique	North Korea	Swaziland
Namibia	South Korea	Zambia
Qatar	Lesotho	Zimbabwe
Spain	Mozambique	
Swaziland	Namibia	
Uganda	Swaziland	
Zimbabwe	Taiwan	
	Zimbabwe	

3.2 Imports for Exports
3.2 Invoere vir Uitvoere

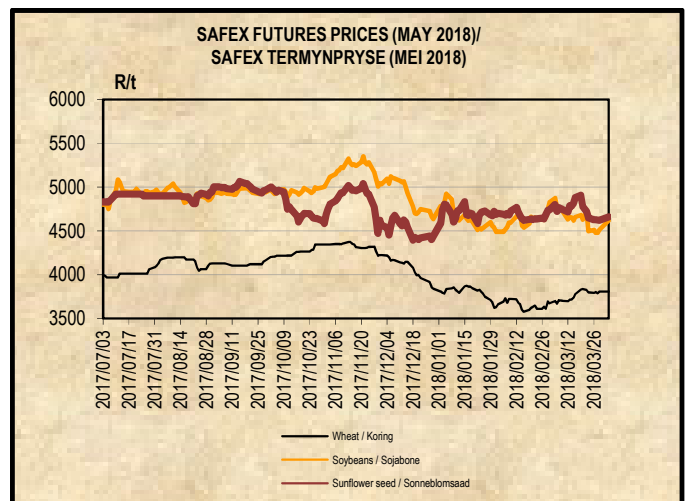
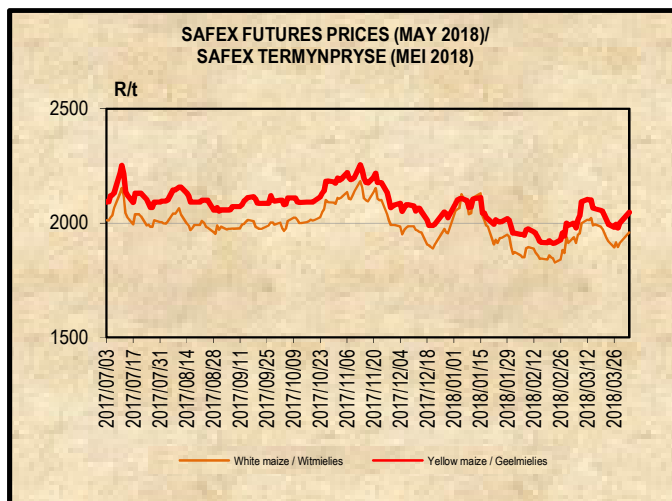
Commodity				
White maize	0	24 868	224 307	Witmielies
Yellow maize	0	0	15 374	Geelmielies
Maize Total	0	24 868	239 681	Mielies Totaal
Wheat	6 283	127 448	125 266	Koring

Destination of exports / Bestemming van uitvoere

White maize/Witmielies	Yellow maize/Geelmielies	Wheat/Koring
Botswana		Botswana
Zimbabwe		Lesotho
		Mozambique
		Swaziland
		Zimbabwe

4. DOMESTIC PRICES PER SAFEX (R/t)(a)
4. PLAASLIKE PRYSE VOLGENS SAFEX (R/t)(a)

Commodity	Future Prices / Termynpryse (2018/04/10) R/ton					Kommoditeit
	Apr-18	May-18	Jul-18	Sep-18	Dec-18	
White maize	1988.00	2010.00	2060.00	2106.00	2180.00	Witmielies
Yellow maize	2077.00	2106.00	2141.00	2184.00	2251.00	Geelmielies
Wheat	3880.00	3911.00	3906.00	3882.00	3845.00	Koring
Sunflower	4640.00	4641.00	4766.00	4896.00	4999.00	Sonneblom
Soybeans	4690.00	4730.00	4835.00	4930.00	5035.00	Sojabone
Sorghum	n/a	3130.00	2970.00	3352.00	3385.00	Sorghum



5. IMPORT TARIFF ON MAIZE (b)*

5. INVOERTARIEF OP MIELIES (b)*

Derived US No2Y Yellow Maize fob (Gulf) (b)	2018-04-04	2018-04-05	2018-04-06	2018-04-09	2018-04-10	Afgeleide VSA No2Y Geelmielies vab (Golf) (b)
RSA Initial Reference Price	\$110.00					RSA Oorspronklike Verwysingsprys
Base price (\$/t)	117.65	117.65	117.65	117.65	117.65	Basisprys (\$/t)
Daily price (\$/t) (IGC)	186.60	193.60	194.60	195.60	195.60	Daaglikse prys (\$/t) (IGC)
Average of 21 days (\$/t)	187.65	187.89	188.08	188.12	188.22	Gemiddeld van 21 dae (\$/t)
Deviation from base price (\$/t)	-70.00	-70.24	-70.43	-70.47	-70.57	Afwyking van basisprys (\$/t)
Duty on maize (\$/t)	-77.65	-77.89	-78.08	-78.12	-78.22	Reg op mielies (\$/t)
R/\$ Exchange rate (average of 21 days)	11.8327	11.8368	11.8484	11.8549	11.8647	R/\$ Wisselkoers (gemiddeld van 21 dae)
Duty on maize before adjustment (R/t)	-918.81	-921.97	-925.12	-926.10	-928.06	Reg op mielies voor aanpassing (R/t)
Real effective exchange rate index	0.9028	0.9028	0.9028	0.9028	0.9028	Reële effektiewe wisselkoersindeks
Duty on maize (R/t)	-829.50	-832.35	-835.20	-836.09	-837.85	Reg op mielies (R/t)
Tariff Gazetted 2006/12/08	R0.00/t					Tarief gepubliseer 2006/12/08

6. IMPORT TARIFF ON WHEAT (b)*

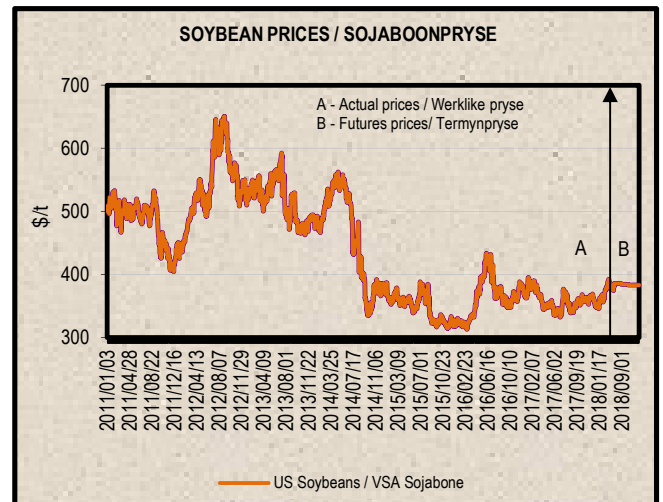
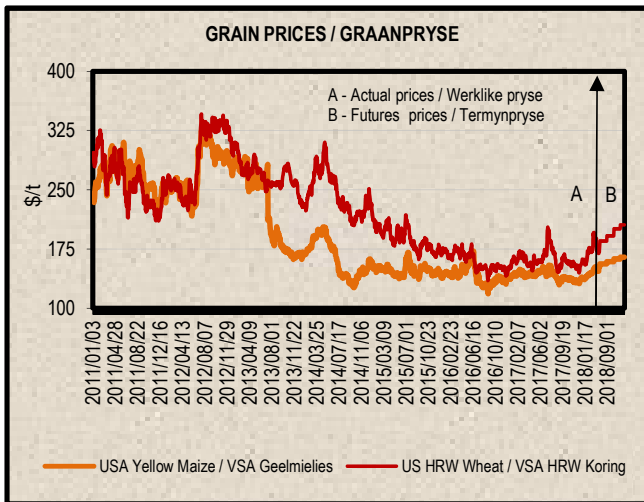
6. INVOERTARIEF OP KORING (b)*

US No2 HRW fob (Gulf)	2018/03/13	2018/03/20	2018/03/27	2018/04/03	2018/04/10	VSA No2 HRW vab (Golf)
RSA Initial Reference Price	279.00	279.00	279.00	279.00	279.00	RSA Oorspronklike Verwysingsprys
Base price (\$/t)	237.67	237.67	250.33	250.33	250.33	Basis prys (\$/t)
Weekly price (\$/t) (IGC)	254.00	235.00	231.00	237.00	249.00	Weeklikse prys (\$/t) (IGC)
3 Weeks moving average (\$/t)	254.67	250.33	240.00	234.33	239.00	3 Weke skuiwende gemiddeld (\$/t)
Deviation from base price (\$/t)	-17.00	-12.66	10.33	16.00	11.33	Afwyking van basisprys (\$/t)
Number of weeks that the deviation is more than \$10	2	3	1	2	3	Aantal weke wat die afwyking meer as \$10 is
Calculated duty on wheat (\$/t)	24.33	28.67	39.00	44.67	40.00	Berekende reg op koring (\$/t)
R/\$ exchange rate	11.8370	12.0042	11.6627	11.8514	12.1081	R/\$ wisselkoers
Calculated duty before adjustment (R/t)	287.99	344.16	454.85	529.40	484.32	Berekende reg voor aanpassing (R/t)
Real effective exchange rate Index	0.8535	0.8535	0.9028	0.9028	0.9028	Reële effektiewe wisselkoersindeks
Calculated duty on wheat (R/t)	245.80	293.74	410.63	477.94	437.25	Berekende reg op koring (R/t)
Tariff Gazetted 2018/04/06 (R/t)	R 394.90					Tarief gepubliseer 2018/04/06 (R/t)

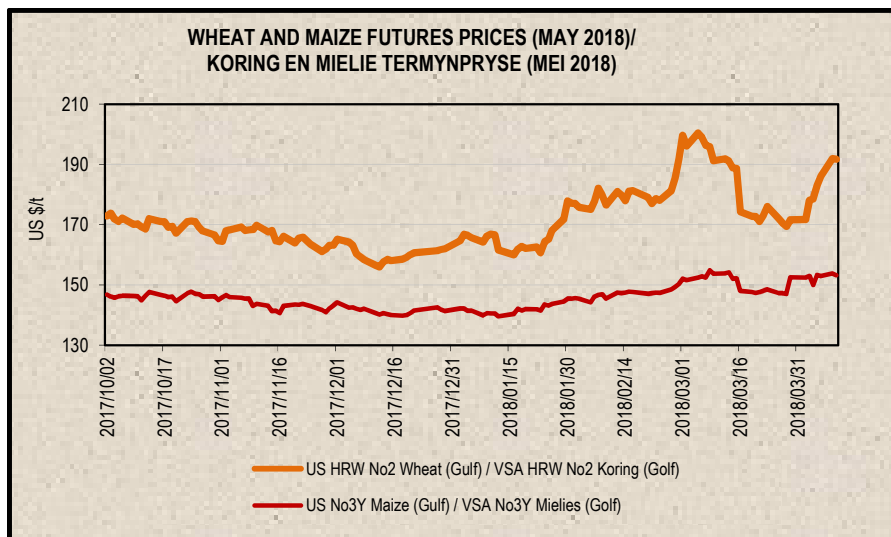
7. PRICES – INTERNATIONAL (US\$/t)

7. PRYSE - INTERNASIONAAL (VSA\$/t)

FOB (US\$/t)	Export Quotations/ Uitvoerkwotasie (b)(e)(f)				VAB (VSA\$/t)
	2018/04/10	2018/04/03	2018/03/27	2018/03/20	
US No 2 HRW Wheat (Gulf)	249.00	237.00	231.00	235.00	VSA No 2 HRW Koring (Golf)
US DNS Wheat 14% PNW	300.00	286.00	286.00	279.00	VSA DNS Koring 14% PNW
Argentine Wheat (Up River)	230.00	225.00	222.00	217.00	Argentynse Koring (Up River)
EC (France) Wheat (grade 1)	213.00	208.00	208.00	204.00	EU (Frankryk) Koring (graad 1)
EC (Germany) B Quality Wheat	219.00	215.00	214.00	211.00	EU (Duitsland) B Kwaliteit Koring
Russia Milling 12.5%	212.00	210.00	208.00	209.00	Swart See Maalkoring
US No 3Y Maize (Gulf)	194.00	187.00	181.00	183.00	VSA No3Y Mielies (Golf)
Argentine Maize (Up River)	191.00	189.00	185.00	186.00	Argentynse Mielies (Up River)
US Sorghum (Gulf)	199.00	196.00	191.00	191.00	VSA Sorghum (Golf)
Argentine Sorghum (Up River)	139.00	142.00	139.00	134.00	Argentynse Sorghum (Up River)
US Soybeans (Gulf)	425.00	410.00	400.00	404.00	VSA Sojabone (Gulf)
Argentine Soybeans (Up River)	430.00	411.00	394.00	396.00	Argentynse Sojabone (Up River)
Canadian Canola	456.00	449.00	441.00	432.00	Kanadese Canola
Argentine Groundnuts Runners 40/50	1310.00	1310.00	1310.00	1310.00	Argentynse Grondbone 40/50 Runners
US Groundnuts Runners 40/50 shelled	1342.00	1342.00	1311.00	1281.00	VSA Grondbone 40/50 Runners uitgedop
Australian Malting Barley (Commander Malt)	255.00	259.00	259.00	259.00	Australiese Moutgars (Commander Mout)



Futures prices (US\$/t) / Termynpryse (VSA\$/t) (c)(d) (2018/04/10)							
Commodity	May-18	Jul-18	Sep-18	Dec-18	Mar-19	May-19	Kommoditeit
US No3 Yellow maize	153.22	156.53	159.28	162.98	165.90	167.71	VSA No3 Geelmielies
US No2 HRW wheat	191.65	198.56	205.54	214.21	219.36	221.78	VSA No2 HRW koring
US Soybeans	385.81	389.56	386.69	n/a	383.02	381.55	VSA Sojabone



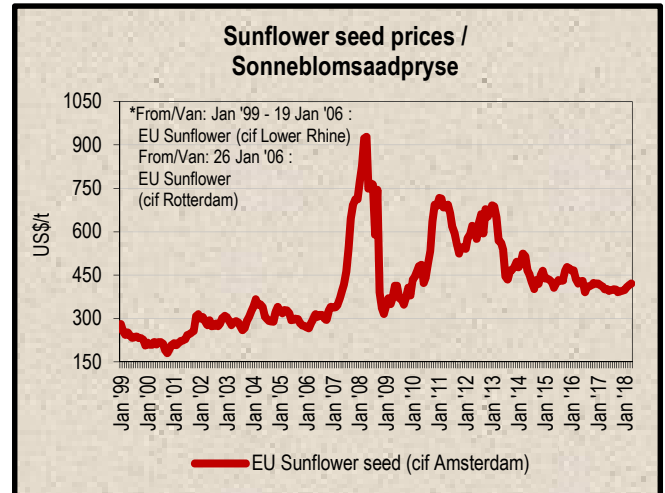
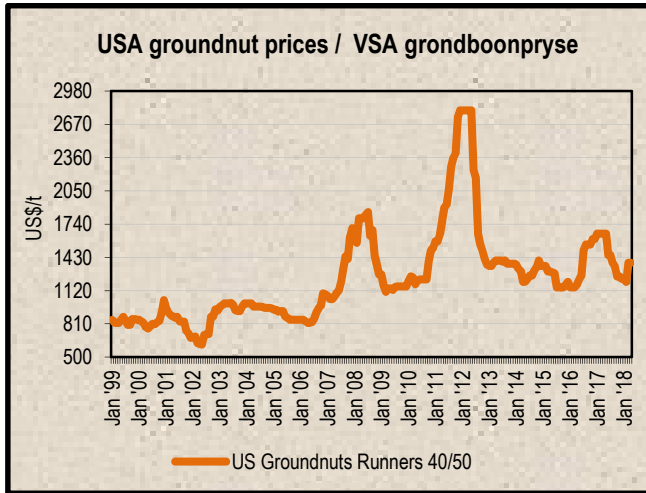
8. LOWEST REPRESENTATIVE ASKING PRICES
(US\$/t)(e)(f)(Prices of previous week)

8. LAAGSTE VERTEENWOORDIGENDE PRYSE GEVRA
(Pryse van vorige week)(VSA\$/t)(e)(f)

US\$/t	2018/04/05	2018/03/28	Change/ Verandering	VSA\$/t
Soybeans, Brazil, c.i.f. Rotterdam	440	440	0.0%	Sojabone, Brasilië, k.a.v. Rotterdam
Soybeans, USA, c.i.f. Rotterdam	432	429	0.7%	Sojabone, VSA, k.a.v. Rotterdam
Groundnuts, USA Runners 40/50*	1380	1380	0.0%	Grondbone, VSA Runners 40/50*
Groundnuts, Argentine Runners 40/50*	1400	1400	0.0%	Grondbone, Argentynse Runners 40/50*
Groundnut-oil, c.i.f. Rotterdam	1330	1330	0.0%	Grondboon-olie, k.a.v. Rotterdam
Sunflower seed, EU c.i.f. Amsterdam	420	415	1.2%	Sonneblomsaad, EU k.a.v. Amsterdam
Sunflower-oil, EU (fob) N.W. Europe	805	788	2.2%	Sonneblom-olie, EU (vab) N.W. Eur.
Rapeseed, Europe, 00, c.i.f. Hamburg	425	423	0.5%	Raapsaad, Europa, 00, k.a.v. Hamburg

* Shelled, c.i.f. Rotterdam

* Uitgedop k a v Rotterdam



9. IGC FREIGHT INDICES (b)

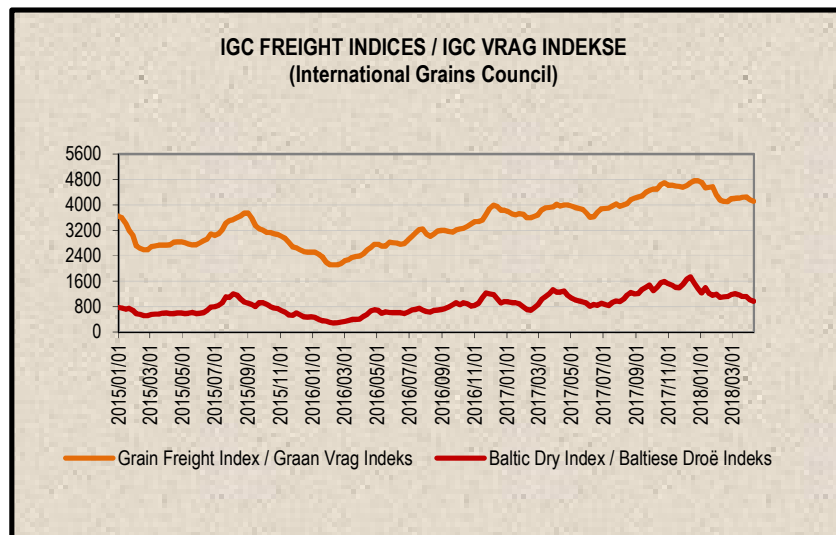
IGC FREIGHT INDICES / IGC VRAG INDEKSE

9. IGC VRAG INDEKSE (b)

	2018/03/06	2018/03/13	2018/03/20	2018/03/27	2018/03/04	2018/03/10	
Grain Freight Index*	4203	4213	4242	4252	4164	4115	Graan Vrag Indeks*
Baltic Dry Index	1212	1179	1122	1117	1016	974	Baltiese Droë Indeks

* IGC Grain Freight Index represents 15 major grain routes, including five from the United States of America, and two each from other main exporting nations (including Argentina, Black Sea, Europe and Canada); with base an average of the four weeks ending 11 May 2005 = 6000. The updated indices will be available on Thursdays on SAGIS' website.

* IGC Graan Vrag Indeks verteenwoordig 15 hoof graanroetes, insluitende vyf vanaf die Verenigde State van Amerika, en twee elk van ander hoof uitvoermasies (insluitende Argentinië, Swart See, Europa en Kanada); met basis 'n gemiddeld van die vier weke geëindig 11 Mei 2005 = 6000. Die opgedateerde indekse sal Donderdae op SAGIS se webwerf beskikbaar.



10. IMPORT PARITY PRICES – SUMMER GRAINS (b)

10. INVOERPARITEITPRYSE - SOMERGRANE (b)

INVOERPARITEITPRYSE VAN SOMERGRANE (BTW UITGESLT) SOOS OP				2018/04/10		IMPORT PARITY PRICES OF SUMMER GRAINS (VAT EXCL) AS ON		
ITEM	Nota/ Note	Mielies/Maize	Mielies/Maize	Sorghum	Sorghum	Sorghum	ITEM	
		VSA/ USA Golf/Gulf (no.3Y) \$/t	Argentynse/ Argentine Up River \$/t	VSA/ USA Golf/Gulf \$/t	Argentynse/ Argentine Up River \$/t	Australiese/ Australian Brisbane \$/t		
Internasionale VAB pryse	a	194.00	191.00	199.00	139.00	295.00	International FOB prices	
Vraggeld	b	38.00	30.00	38.00	30.00	20.00	Freight Rates	
Assuransie (0.3% van VAB)		0.58	0.57	0.60	0.42	0.89	Insurance (0.3% of FOB)	
1 KOSTE, ASSURANSIE EN VRAG (KAV) \$/T		232.58	221.57	237.60	169.42	315.89	1 COST, INSURANCE AND FREIGHT (CIF) \$/T	
<i>Omskakel na R/t</i>							<i>Converted to R/t</i>	
R/\$ Wisselkoers op: 2018/04/10		12.1081	12.1081	12.1081	12.1081	12.1081	R/\$ Exchange rate on: 2018/04/10	
2 KOSTE, ASSURANSIE EN VRAG (KAV) R/t		2816.10	2682.79	2876.88	2051.35	3824.83	2 COST, INSURANCE AND FREIGHT (CIF) R/t	
Finansieringskoste	c	23.15	22.05	23.65	16.86	31.44	Financing cost	
3 KOSTE, ASSURANSIE, VRAG EN FINANSIERING R/t		2839.25	2704.84	2900.53	2068.21	3856.27	3 COST, INSURANCE, FREIGHT AND FINANCING R/t	
Aflaaiikoste:	d, e						Discharging cost:	
- Kaapstad		191.47	191.47	n/a	n/a	n/a	- Cape Town	
- Durban		185.45	185.45	190.57	190.57	190.57	- Durban	
Invoertarif	f	0.00	0.00	72.29	50.49	107.16	Import Tariff	
4 VRY OP SPOOR (VOS) R/t							4 FREE ON RAIL (FOR) R/t	
- Kaapstad		3030.72	2896.31	n/a	n/a	n/a	- Cape Town	
- Durban		3024.70	2890.29	2972.82	2118.70	3963.43	- Durban	
Spoorvragkoste	g						Railage cost	
- Durban na Randfontein		460.20	460.20	460.20	460.20	460.20	- Durban to Randfontein	
5 GELEWER:							5 DELIVERED:	
- Durban na Randfontein R/ton		3484.90	3350.49	3433.02	2578.90	4423.63	- Durban to Randfontein R/ton	

Notas/Notes:

a Bron van pryse en vraggeld : IGC GMI
Source of prices and freight rates: IGC GMI

2018/04/10

Termyn / Term	US\$/ton (VAB/FOB)	Vraggeld/Freight Rate:	US\$/ton
Mielies/Maize: VSA/USA (Golf/Gulf No.3Y)	194.00	US Golf / Gulf	38.00
Mielies/Maize: Argentinië/Argentina (Up River)	191.00	Argentinië / Argentina	30.00
Sorghum: VSA/USA (Golf / Gulf Milo)	199.00	Australië/Australia	20.00
Sorghum: Argentinië/Argentina (Up River)	139.00		
Sorghum: Australië/Australia (Brisbane)	295.00		

b Vraggeld: bereken vir vragte van +/- 20 000 - 30 000t / Freight rates: calculated for freights of +/- 20 000 - 30 000t.

c Finansieringskoste: 30 000t @ KAV @ primakoers vir 30 dae. Bron/Source: SARB 10.00% 2018/03/29
Financing cost: 30 000t @ CIF @ prime rate for 30 days.

	Mielies/Maize:	Sorghum
Kaapstad / Cape Town:	191.47	n/a
Durban:	185.45	190.57

d Aflaaiikoste / Discharging costs (R/ton):

Bron / Source: Mainport Africa Shipping

e Ingesluit: Kaaielde, hantering, kaaibesig, agente/dokumentasie, logistiek & opnames (inspeksie van skeepsvrag) /

Included: Wharfage, handling, wharf supervision, agent/documentation, logistic & survey (inspection of shipload)
Uitgesluit: Gesondheidsinspeksie-, skeepsagentskapfooi, strooktoetsingsfooi vir GMO, obergingskoste asook BTW en invoerbelasting /
Excluded: Health inspection fee, Ship agency fee, strip testing fees for GMO, storage costs as well as VAT and import duty.

N.B: Slegs 'n aanduiding, aangesien koste van opname beding kan word / N.B: Indication only, as cost of survey can be negotiated.

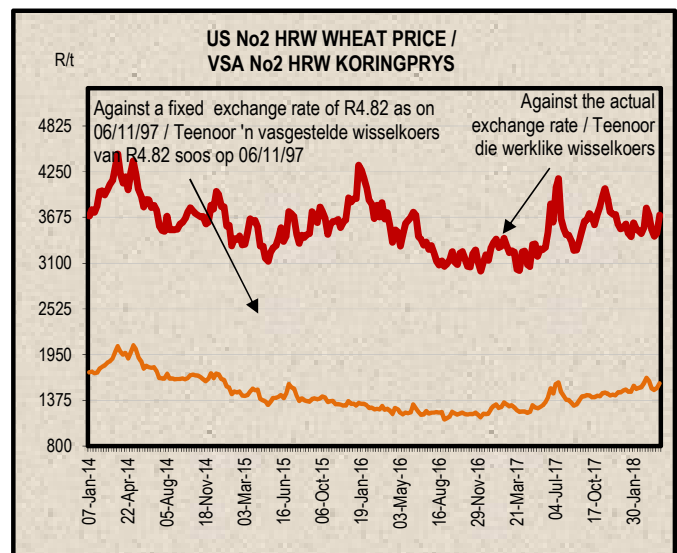
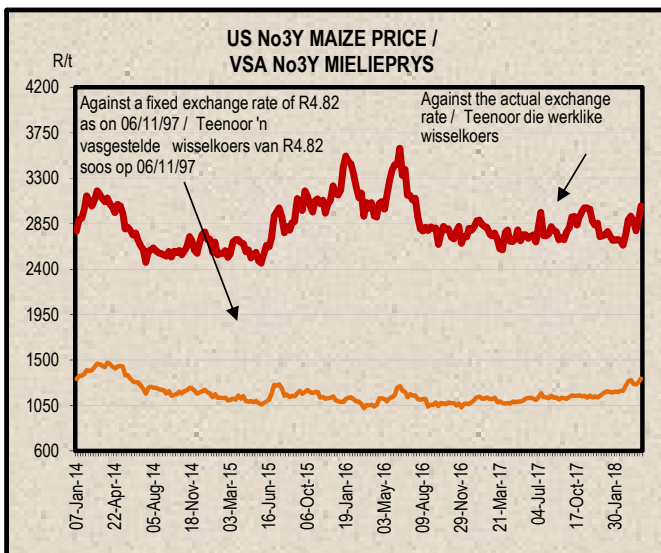
f Invoertarif / Import Tariff:

Mielies/Maize = Vry / Free

Sorghum = 3% op VAB / on FOB

g Neem asb. kennis dat Spoorwet se standaard spoorvrag op 1 April 2017 verhoog het na R460.20.

Please note that Spoorwet's standard railage cost has increased on 1 April 2017 to R460.20.



11. IMPORT PARITY PRICES – WINTER CEREALS (b)

11. INVOERPARITEITPARYSE - WINTERGRANE (b)

INVOERPARITEITPARYSE VAN WINTERGRANE (BTW UITGESLT) SOOS OP		2018/04/10				IMPORT PARITY PRICES OF WINTER CEREALS (VAT EXCL) AS ON		
ITEM	Notar/ Note	Koring/Wheat	Koring/Wheat	Koring/Wheat	Koring/Wheat	Gars/Barley	Gars/Barley	ITEM
		VSA/ USA Golf/Gulf	VSA/ USA PNW	Argentynse/ Argentine Up River	EU Duitsland/ Germany B kwaliteit/ quality	Australiese/ Australian Fremantle	Frans/ French Rouen	
		HRW	DNS	Trigo Pan		Mout/Malting	Mout/Malting	
		\$/t	\$/t	\$/t	\$/t	\$/t	\$/t	
Internasionale VAB pryse	a	249.00	300.00	230.00	219.00	255.00	244.00	International FOB prices
Vraggeld	b	38.00	38.00	30.00	28.00	21.00	29.00	Freight Rates
Assuransie (0.3% van VAB)		0.75	0.90	0.69	0.66	0.77	0.73	Insurance (0.3% of FOB)
1 KOSTE, ASSURANSIE EN VRAG (KAV) \$/T		287.75	338.90	260.69	247.66	276.77	273.73	1 COST, INSURANCE AND FREIGHT (CIF) \$/T
<i>Omskakel na R/t</i>								<i>Converted to R/t</i>
R/\$ Wisselkoers op: 2018/04/10		12.1081	12.1081	12.1081	12.1081	12.1081	12.1081	R/\$ Exchange rate on: 2018/04/10
2 KOSTE, ASSURANSIE EN VRAG (KAV) R/t		R/t	R/t	R/t	R/t	R/t	R/t	2 COST, INSURANCE AND FREIGHT (CIF) R/t
		3484.11	4103.44	3156.46	2998.69	3351.16	3314.35	
Finansieringskoste	c	28.64	33.73	25.94	24.65	27.54	27.24	Financing cost
3 KOSTE, ASSURANSIE, VRAG EN FINANSIERING R/t		3512.75	4137.17	3182.40	3023.34	3378.70	3341.59	3 COST, INSURANCE, FREIGHT AND FINANCING R/t
Aflaaiikoste	d, e							Discharging cost
3.1 Kaapstad (Hoofsaaklik kaaihykraan metode)		191.47	191.47	191.47	191.47	199.17	199.17	3.1 Cape Town (Mainly shore cranes method)
3.2 Durban (Hoofsaaklik suig-in-silo metode)		189.30	189.30	189.30	189.30	190.57	190.57	3.2 Durban (Mainly suction into silo method)
Invoertarif op koring	f	394.90	394.90	394.90	394.90	0.00	0.00	Import T tariff on wheat
4 VRY OP SPOOR (VOS) R/t								4 FREE ON RAIL (FOR) R/t
4.1 Kaapstadhawe		4099.12	4723.54	3768.77	3609.71	3577.87	3540.76	4.1 Cape Town Harbour
4.2 Durbanhawe		4096.95	4721.37	3766.60	3607.54	3569.27	3532.16	4.2 Durban Harbour
Spoornragkoste	g							Railage cost
- Kaapstad na Paarl		119.27	119.27	119.27	119.27	n/a	n/a	- Cape Town to Paarl
- Durban na Randfontein		460.20	460.20	460.20	460.20	460.20	460.20	- Durban to Randfontein
5 GELEWER:								5 DELIVERED:
- Kaapstad na Paarl R/t on		4218.39	4842.81	3888.04	3728.98	n/a	n/a	- Cape Town to Paarl R/t on
- Durban na Randfontein R/t on		4557.15	5181.57	4226.80	4067.74	4029.47	3992.36	- Durban to Randfontein R/t on

Notas/Notes: 2018/04/10

a Bron van pryse en vraggeld : IGC GMI
Source of prices and freight rates: IGC GMI

Termyn / Term	VAB/FOB US\$/tn	Vraggeld / Freight Rate: US\$/tn	Gars/Barley = US\$ + 1
Koring/Wheat HRW No 2 (Hard Red Winter) Golf / Gulf	249.00	US (Golf / Gulf)	38.00
Koring/Wheat DNS 14% No 2 (Dark Northern Spring) Golf / Gulf	300.00	Argentinië / Argentine (Upriver)	30.00
Koring/Wheat Argentinië / Argentine (Up River) Trigo Pan	230.00	EEC (Bordeaux Hamburg)	28.00
Koring/Wheat EU (Duitsland / Germany) B kwaliteit/ quality	219.00	Australië / Australia (Eastern)	21.00
Gars/Barley: Australiese moutgars/Australian malting barley (Adelaide)	255.00		
Gars/Barley: Fransse moutgars/French malting barley (Rouen)	244.00		

b Vraggeld: bereken vir vragte van +/- 20 000 - 30 000t / Freight rates: calculated for freights of +/- 20 000 - 30 000t.

c Finansieringskoste: 30 000t @ KAV @ primakoers vir 30 dae. Bron/Source: SARB 10.00% 2018/03/29
Financing cost: 30 000t @ CIF @ prime rate for 30 days.

d Aflaaiikoste / Discharging cost (R/tn):

	Koring/Wheat:	Gars/Barley:
Kaapstad /		
Cape Town:	191.47	199.17
Durban:	189.30	190.57

Bron / Source: Mainport Africa Shipping

e Ingesluit: Kaai, hantering, kaai, besig, agente/dokumentasie, logistiek & opnames (inspeksie van skeepsvrag).
Included: Wharfage, handling, wharf supervision, agent/documentation, logistic & survey (inspection of shipload).
Uitgesluit: Gesondheidsinspeksie-, skeepagentskapfooi, strookbetsingsfooi vir GMO, obergangskoste asook BTW en invoerbelasting.
Excluded: Health inspection fee, ship agency fee, strip testing fees for GMO, storage costs as well as VAT and import duty.
N.B: Slegs 'n aanduiding, aangesien koste van opname beding kan word / N.B: Indication only, as cost of survey can be negotiated.

f Invoertarif / Import Tariff
Koring/Wheat = R394.90 p/tn
Gars/Barley = Vry/Free

g Neem asb. Kennis dat Spoorwet se standaard spoorvrag op 1 April 2017 verhoog het soos volg:
Kaapstad na Paarl R119.27 en Durban na Randfontein R460.20.
Please note that on 1 April 2017 Spoorwet's standard railage cost has increased as follows:
Cape Town to Paarl R119.27 and Durban to Randfontein R460.20.

12. IMPORT PARITY PRICES – OIL SEEDS (b)(e)(f)

12. INVOERPARITEITPRYSE - OLIESADE (b)(e)(f)

INVOERPARITEITPRYSE VAN OLIESADE (BTW UITGESLT) SOOS OP			2018/04/10						IMPORT PARITY PRICES OF OIL SEEDS (VAT EXCL) AS ON	
ITEM	Nota/ Note	Sojabone/ Soybeans	Sojabone/ Soybeans	Sojabone/ Soybeans	Sonneblom/ Sunflower	Canola	Grondbone/ Groundnuts	Grondbone/ Groundnuts	ITEM	
		VSA/ USA Golf/Gulf	Argentynse/ Argentine Up River	Brazilië/ Brazil Paranagua	EU Franse/ French Bordeaux	Kanadese/ Canadian Vancouver	Argentynse/ Argentine Raw Runners 40/50	VSA/ USA Raw Runners 40/50		
		\$/t	\$/t	\$/t	\$/t	\$/t	\$/t	\$/t		
Internasionale VAB pryse	a	425.00	430.00	432.00	407.00	456.00	1310.00 *	1342.00 *	International FOB prices	
Vraggeld	b	38.00	30.00	30.00	28.00	30.00	90.00	38.00	Freight Rates	
Assuransie (0.3% van VAB)		1.28	1.29	1.30	1.22	1.37	3.93	4.03	Insurance (0.3% of FOB)	
1 KOSTE, ASSURANSIE EN VRAG (KAV) \$/T Omskakel na R/t R/\$ Wisselkoers op: 2018/04/10		464.28	461.29	463.30	436.22	487.37	1403.93	1384.03	1 COST, INSURANCE AND FREIGHT (CIF) \$/T Converted to R/t R/\$ Exchange rate on: 2018/04/10	
2 KOSTE, ASSURANSIE EN VRAG (KAV) R/t		12.1081	12.1081	12.1081	12.1081	12.1081	12.1081	12.1081	2 COST, INSURANCE AND FREIGHT (CIF) R/t	
3 KOSTE, ASSURANSIE, VRAG EN FINANSIERING R/t	c	5621.55	5585.35	5609.68	5281.80	5901.12	16998.92	16757.97	3 COST, INSURANCE, FREIGHT AND FINANCING R/t	
Finansieringskoste		46.20	45.91	46.11	43.41	48.50	139.72	137.74	Financing cost	
4 VRY OP SPOOR (VOS) R/t Durban	d, e	5667.75	5631.26	5655.79	5325.21	5949.62	17138.64	16895.71	4 FREE ON RAIL (FOR) R/t Durban	
Aflaakoste: Durban	f	190.57	190.57	190.57	190.57	190.57	612.66	612.66	Discharging cost: Durban	
Invoertarif:		411.68	416.52	418.46	0.00	552.13	1586.16	1624.91	Import Tariff	
5 GELEWER: - Durban na Randfontein R/ton	g	6270.00	6238.35	6264.82	5515.78	6692.32	19337.46	19133.28	5 DELIVERED: - Durban to Randfontein R/ton	
		460.20	460.20	460.20	460.20	460.20	-	-	Railage cost - Durban to Randfontein	
		6730.20	6698.55	6725.02	5975.98	7152.52	-	-		

Notas/Notes:

a Bron van pryse en vraggeld / Source of prices and freight rates : IGC (GMI), Geogalos Peanut World & Oilworld
2018/04/10

Termyn / Term	US\$/ton (VAB/FOB)	Vraggeld/Freight Rate:	US\$/ton	
Sojabone/Soybeans: VSA/USA (Golf/Gulf)	Mei/May 2018	425.00	US Golf / Gulf	38.00
Sojabone/Soybeans: Argentinië/Argentina (Up River)	Apr 2018	430.00	Argentinië / Argentina	30.00
Sojabone/Soybeans: Brazilië/Brazil (Paranagua)	Mei/May 2018	432.00	EEC (Bordeaux/Hamburg)	28.00
Sonneblom/Sunflower: EU Frankryk/France (Bordeaux)	Apr 2018	407.00	Kanada/Canada (North Pacific)	30.00
Canola: Kanada/Canada (Vancouver)	Apr 2018	456.00	Grondbone/Groundnuts (ARG)	90.00
Grondbone/Groundnuts: Argentinië/Argentina (Raw Runner 40/50)	Mei/May 2018	1310.00		
Grondbone/Groundnuts: VSA/USA (Runners 40/50)	Jun 2018	1342.00		

b Vraggeld: bereken vir vragte van +/- 20 000 - 30 000t / Freight rates: calculated for freights of +/- 20 000 - 30 000t

c Finansieringskoste: 30 000t @ KAV @ primakoers vir 30 dae. Bron/Source: SARB 10.00% 2018/03/29
Financing cost 30 000t @ CIF @ prime rate for 30 days.

d Aflaakoste / Discharging costs (R/ton):

	Sojabone/ Soybeans	Sonneblom/ Sunflower	Canola	Grondbone/ Groundnuts
Durban:	190.57	190.57	190.57	612.66

e Aflaakoste / Discharging fees:

Ingesluit Kaai gelde, hantering, kaaitoesig, agente/dokumentasie, logistiek & opnames (inspeksie van skeepsvrag) /

Included: Wharfage, handling, wharf supervision, agent/documentation, logistic & survey (inspection of shipload).

Uitgesluit Gesondheidsinspeksie-, skeepagentskapfooi, strooktoetsingsfooi vir GMO, opbergingskoste asook BTW en invoerbelasting /

Excluded: Health inspection fee, Ship agency fee, strip testing fees for GMO, storage costs as well as VAT and import duty.

N.B: Slegs 'n aanduiding, aangesien koste van opname beding kan word / N.B: Indication only, as cost of survey can be negotiated.

f Invoertarif / Import Tariff:

Sojabone/Soybeans = 8% op VAB / on FOB

Sonneblom/Sunflower = Vry / Free

Canola = 10% op VAB / on FOB

Grondbone/Groundnuts = 10% op VAB / on FOB

g Neem asb. Kennis dat Spoornet se standaard spoorvrag op 1 April 2017 verhoog het na R460.20.

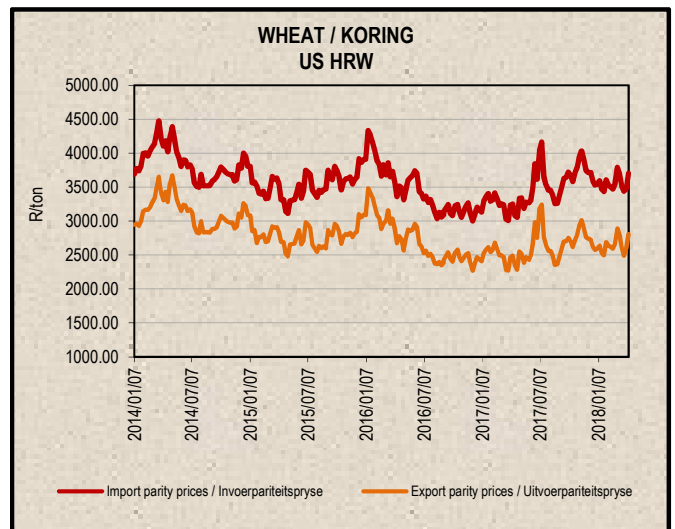
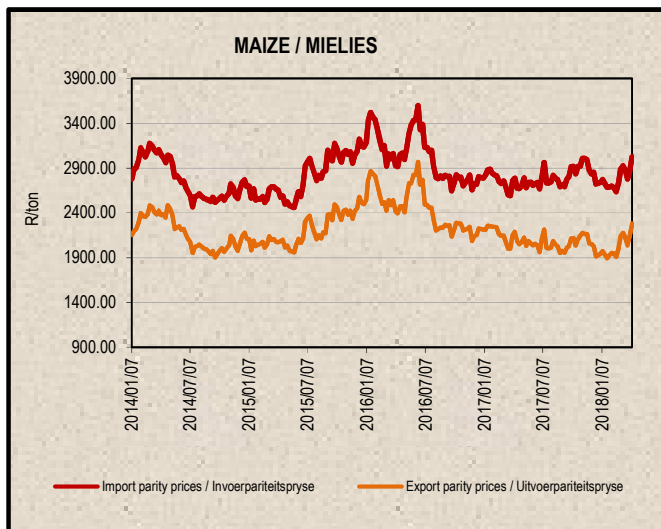
Please note that on 1 April 2017 Spoornet's standard railage cost has increased to R460.20.

* Kwotasies is k.a.v. pryse. VAB pryse dus berekende pryse (kav minus vraggeld) / Quotes are c.i.f. prices. FOB prices are therefore calculated prices (cif minus freight rates).

13. EXPORT PARITY PRICES (b)

13. UITVOERPARITEITPRYSE (b)

INDICATIVE EXPORT PARITY PRICES AS ON	2018/04/10				AANDUIDENDE UITVOERPARITEITSPRYSE SOOS OP
	US No3Y Maize/ Mielies Gulf/Golf (b) May/Mei 2018	US HRW Wheat/Koring Gulf/Golf (b) Apr 2018	US DNS 14% Wheat/Koring PNW (b) Apr 2018	Argentine Raw Runner 40/50 Groundnuts/ Grondbone (f) May/Mei 2018	Hierdie is slegs 'n voorbeeld van hoe 'n uitvoerpariteitsprys bereken kan word - dit kan varieer volgens behoefte
This is only an example of how an export parity price can be calculated - it can vary according to need					
FOB Gulf value (\$/t)	194.00	249.00	300.00	1310.00	VAB Golfwaarde (\$/t)
Difference in quality and locality of SA ¹ Maize: Plus US\$10 (\$/t) Groundnuts: Less 3,5% of fob value	\$10.00			96,5%	Kwaliteits- en liggingsverskil van SA ¹ Mielies: Plus VS\$10 (\$/t) Grondbone: Min 3,5% van vab waarde
SA fob price (\$/t)	204.00	249.00	300.00	1264.15	SA vab prys (\$/t)
Exchange rate (1\$=): (2018/04/10)	12.1081	12.1081	12.1081	12.1081	Wisselkoers (1\$=): (2018/04/10)
FOB Gulf value (R/t)	2470.05	3014.92	3632.43	15306.45	VAB Golfwaarde (R/t)
Marketing costs:					Bemerkings koste:
Financing (Prime rate 10% - 30 days) (R/t)	20.30	24.78	29.86	125.81	Finansieringskoste (Primakoers 10% - 30 dae) (R/t)
Railage: ² Randfontein – Durban harbour	460.20	460.20	460.20	-	Spoorvrag: ² Randfontein – Durbanhawe
Loading costs: (R/t) ³ Durban Harbour (Mainly spout method)	170.98	182.97	182.97	508.83	Oplaaikoste: (R/t) ³ Durbanhawe (Hoofsaaklik tregter metode)
EXPORT REALISATION (R/t):					UITVOER REALISASIE (R/t):
Randfontein	1818.57	2346.97	2959.40	14671.81	Randfontein
<i>Difference in quality and locality of SA (As requested by the industry)</i>			1		<i>Kwaliteits- en liggingsverskil van SA (Soos deur die bedryf versoek)</i>
<i>As from 14 June 2012, the discount/rebate will no longer be used to calculate the export parity price on US HRW and a new calculation will be added for US DNS, also without the discount/rebate.</i>					<i>Vanaf 14 Junie 2012 sal die diskonto/premie nie meer gebruik word by die berekening van die uitvoerpariteitprys van US HRW nie en 'n nuwe berekening word nou vir US DNS gedoen, ook sonder diskonto/premie.</i>
<i>Railage costs: Please note that on 1 April 2017 Spoornet's standard railage cost has increased to R460.20.</i>			2		<i>Spoorvrag koste: Neem asb. Kennis dat Spoornet se standaard spoorvrag op 1 April 2017 verhoog het na R460.20.</i>
<i>Loading costs, received from Mainport Africa Shipping: Included: Cargo dues, handling, wharf supervision, agency/documentation, logistics & surveys (inspection of cargo). Excluded: Ship agent fees, health & PPECB inspections, storage facility & transport costs to storage facility, VAT & duties.</i>			3		<i>Oplaaikoste, ontvang van Mainport Africa Shipping: Ingesluit: Kaaigelde, hantering, kaaitoesig, agente/dokumentasie, logistiek & opnames (inspeksie van skeepsvrag) Uitgesluit: Skeepsagentskaps-, inspeksie-, opbergings- en vervoerkoste na opbergingsfasiliteit, BTW & invoerbelasting.</i>



14. WEATHER

For local weather, please follow the link below:

www.weathersa.co.za

14. WEER

Vir plaaslike weer, volg asseblief die onderstaande skakel:

www.weathersa.co.za

Sources /Bronne:

(a) = Safex; (b) = International Grains Council; (c) = CBOT; (d) = KCBT;

(e) = Oil World; (f) = Georgalos Peanut World.

* Formula according to ITAC (International Trade Administration Commission of South Africa)/
Formule volgens ITAC (International Trade Administration Commission of South Africa)

SAGIS

Nico Hawkins

General Manager / Hoofbestuurder

Indemnity/Vrywaring: Although everything has been done to ensure the accuracy of the information, neither SAGIS nor any of its directors or employees takes any responsibility for actions or losses that might occur as a result of the usage of this information. / Alhoewel alles gedoen is om te verseker dat die inligting korrek is, aanvaar nie SAGIS of enige van sy direkteure of werknemers verantwoordelikheid vir enige aksies of verliese as gevolg van die inligting wat gebruik is nie.