

SAGIS WEEKLY BULLETIN / SAGIS WEEKLIKSE BULLETIN

1. Producer Deliveries (ton):			1. Produsentelewerings (ton):	
Commodity	Latest week/ Jongste week: 7 - 13 Apr 2018	Total: current marketing year/ Totaal: huidige bemarkingsjaar	Total: same period previous marketing year/ Totaal: selfde periode vorige bemarkingsjaar	Kommoditeit
White maize	6 840	9 203 824	3 403 056	Witmielies
Yellow maize	10 763	6 301 130	3 785 017	Geelmielies
Total: maize	17 603	15 504 954	7 188 073	Totaal: mielies
Wheat	2 476	1 480 775	1 839 095	Koring

2. Imports (ton):			2. Invoere (ton):	
2.1 Imports for RSA			2.1 Invoere vir RSA	
Commodity	Latest week/ Jongste week: 7 - 13 Apr 2018	Total: current marketing year/ Totaal: huidige bemarkingsjaar	Total: same period previous marketing year/ Totaal: selfde periode vorige bemarkingsjaar	Kommoditeit
White maize	0	0	644 144	Witmielies
Yellow maize	0	0	1 592 599	Geelmielies
Maize Total	0	0	2 236 743	Mielies Totaal
Wheat	0	1 157 865	423 835	Koring

Origin of imports / Oorsprong van invoere		
White maize/Witmielies	Yellow maize/Geelmielies	Wheat/Koring
		Argentina
		Germany
		Latvia
		Lithuania
		Romania
		Russia
		Ukraine
		USA

2.2 Imports for other countries			2.2 Invoere vir ander lande	
Commodity	Latest week/ Jongste week: 7 - 13 Apr 2018	Total: current marketing year/ Totaal: huidige bemarkingsjaar	Total: same period previous marketing year/ Totaal: selfde periode vorige bemarkingsjaar	Kommoditeit
White maize	0	0	268 818	Witmielies
Yellow maize	0	0	11 605	Geelmielies
Maize Total	0	0	280 423	Mielies Totaal
Wheat	0	137 636	123 422	Koring

Origin of imports / Oorsprong van invoere		
White maize/Witmielies	Yellow maize/Geelmielies	Wheat/Koring
		Argentina
		Germany
		Latvia
		Lithuania
		Russia
		Ukraine
		USA

3. Exports (ton):

3.1 RSA Exports

Commodity	Latest week/ Jongste week: 7 - 13 Apr 2018	Total: current marketing year/ Totaal: huidige bemarkingsjaar	Total: same period previous marketing year/ Totaal: selfde periode vorige bemarkingsjaar	Kommoditeit
White maize	15 564	749 913	506 738	Witmielies
Yellow maize	3 444	1 414 018	283 230	Geelmielies
Maize Total	19 008	2 163 931	789 968	Mielies Totaal
Wheat	2 557	27 080	58 776	Koring

Destination of exports / Bestemming van uitvoere

White maize/Witmielies	Yellow maize/Geelmielies	Wheat/Koring
Botswana	Angola	Botswana
Kenya	Botswana	Lesotho
Lesotho	Japan	Namibia
Mozambique	North Korea	Swaziland
Namibia	South Korea	Zambia
Qatar	Lesotho	Zimbabwe
Spain	Mozambique	
Swaziland	Namibia	
Uganda	Swaziland	
Zimbabwe	Taiwan	
	Zimbabwe	

3.2 Imports for Exports

3.2 Invoere vir Uitvoere

Commodity				
White maize	0	24 868	229 773	Witmielies
Yellow maize	0	0	15 374	Geelmielies
Maize Total	0	24 868	245 147	Mielies Totaal
Wheat	5 391	132 839	128 627	Koring

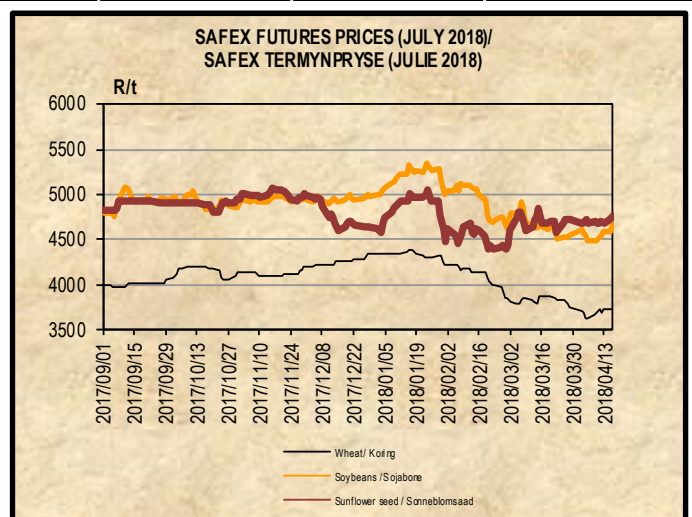
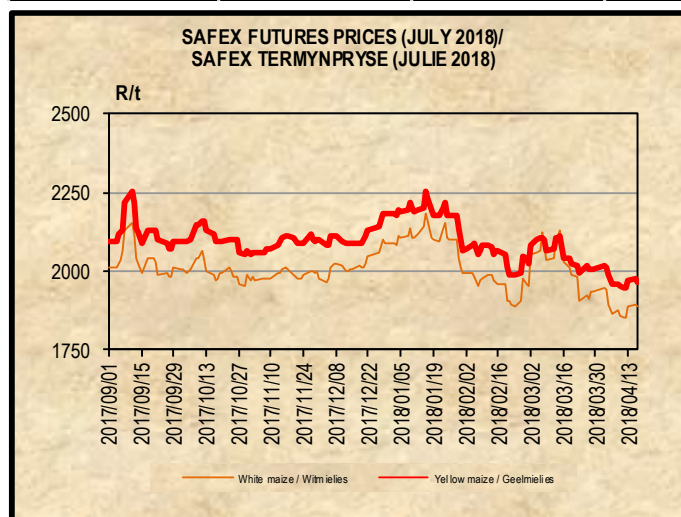
Destination of exports / Bestemming van uitvoere

White maize/Witmielies	Yellow maize/Geelmielies	Wheat/Koring
Botswana		Botswana
Zimbabwe		Lesotho
		Mozambique
		Swaziland
		Zimbabwe

4. DOMESTIC PRICES PER SAFEX (R/t)(a)

4. PLAASLIKE PRYSE VOLGENS SAFEX (R/t)(a)

Commodity	Future Prices / Termynpryse (2018/04/19) R/ton					Kommoditeit
	Apr-18	May-18	Jul-18	Sep-18	Dec-18	
White maize	1978.00	2002.00	2046.00	2092.00	2167.00	Witmielies
Yellow maize	2071.00	2100.00	2134.00	2178.00	2242.00	Geelmielies
Wheat	3831.00	3852.00	3863.00	3845.00	3810.00	Koring
Sunflower	4700.00	4638.00	4722.00	4873.00	4968.00	Sonneblom
Soybeans	4626.00	4656.00	4763.00	4859.00	4952.00	Sojabone
Sorghum	n/a	3130.00	3040.00	3352.00	3385.00	Sorghum



5. IMPORT TARIFF ON MAIZE (b)*

5. INVOERTARIEF OP MIELIES (b)*

Derived US No2Y Yellow Maize fob (Gulf) (b)	2018-04-11	2018-04-12	2018-04-13	2018-04-16	2018-04-17	Afgeleide VSA No2Y Geelmielies vab (Golf) (b)
RSA Initial Reference Price	\$110.00					RSA Oorspronklike Verwysingsprys
Base price (\$/t)	117.65	117.65	117.65	117.65	117.65	Basisprys (\$/t)
Daily price (\$/t) (IGC)	194.60	196.60	195.60	195.60	194.60	Daaglikse prys (\$/t) (IGC)
Average of 21 days (\$/t)	188.27	188.50	188.74	189.03	189.41	Gemiddeld van 21 dae (\$/t)
Deviation from base price (\$/t)	-70.62	-70.85	-71.09	-71.38	-71.76	Afwyking van basisprys (\$/t)
Duty on maize (\$/t)	-78.27	-78.50	-78.74	-79.03	-79.41	Reg op mielies (\$/t)
R/\$ Exchange rate (average of 21 days)	11.8759	11.8833	11.8971	11.9089	11.9137	R/\$ Wisselkoers (gemiddeld van 21 dae)
Duty on maize before adjustment (R/t)	-929.53	-932.84	-936.78	-941.16	-946.07	Reg op mielies voor aanpassing (R/t)
Real effective exchange rate index	0.9028	0.9028	0.9028	0.9028	0.9028	Reële effektiewe wisselkoersindeks
Duty on maize (R/t)	-839.18	-842.17	-845.72	-849.68	-854.11	Reg op mielies (R/t)
Tariff Gazetted 2006/12/08	R0.00/t					Tarief gepubliseer 2006/12/08

6. IMPORT TARIFF ON WHEAT (b)*

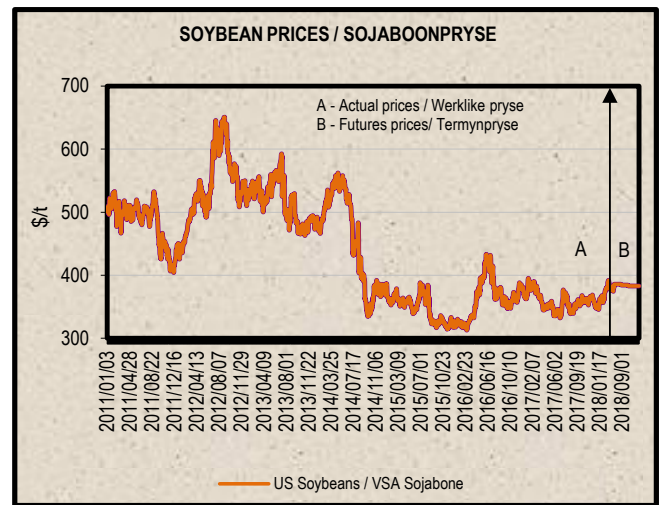
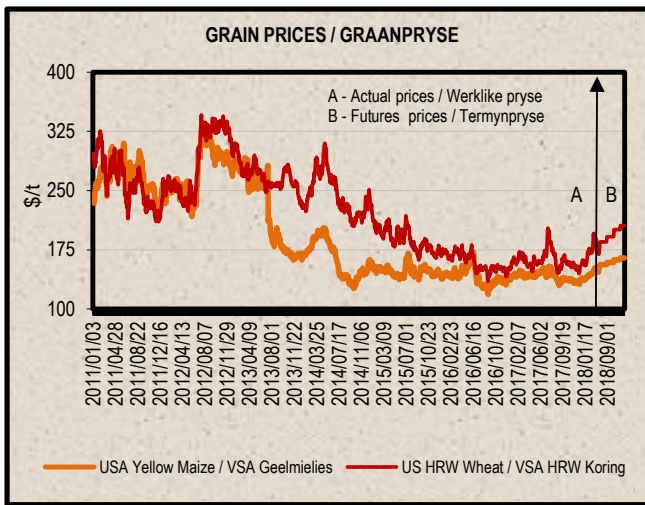
6. INVOERTARIEF OP KORING (b)*

US No2 HRW fob (Gulf)	2018/03/20	2018/03/27	2018/04/03	2018/04/10	2018/04/17	VSA No2 HRW vab (Golf)
RSA Initial Reference Price	279.00	279.00	279.00	279.00	279.00	RSA Oorspronklike Verwysingsprys
Base price (\$/t)	237.67	250.33	250.33	250.33	239.00	Basis prys (\$/t)
Weekly price (\$/t) (IGC)	235.00	231.00	237.00	249.00	235.00	Weeklikse prys (\$/t) (IGC)
3 Weeks moving average (\$/t)	250.33	240.00	234.33	239.00	240.33	3 Weke skuiwende gemiddeld (\$/t)
Deviation from base price (\$/t)	-12.66	10.33	16.00	11.33	-1.33	Afwyking van basisprys (\$/t)
Number of weeks that the deviation is more than \$10	3	1	2	3		Aantal weke wat die afwyking meer as \$10 is
Calculated duty on wheat (\$/t)	28.67	39.00	44.67	40.00	38.67	Berekende reg op koring (\$/t)
R/\$ exchange rate	12.0042	11.6627	11.8514	12.1081	12.0305	R/\$ wisselkoers
Calculated duty before adjustment (R/t)	344.16	454.85	529.40	484.32	465.22	Berekende reg voor aanpassing (R/t)
Real effective exchange rate Index	0.8535	0.9028	0.9028	0.9028	0.9028	Reële effektiewe wisselkoersindeks
Calculated duty on wheat (R/t)	293.74	410.63	477.94	437.25	420.00	Berekende reg op koring (R/t)
Tariff Gazetted 2018/04/06 (R/t)	R 394.90					Tarief gepubliseer 2018/04/06 (R/t)

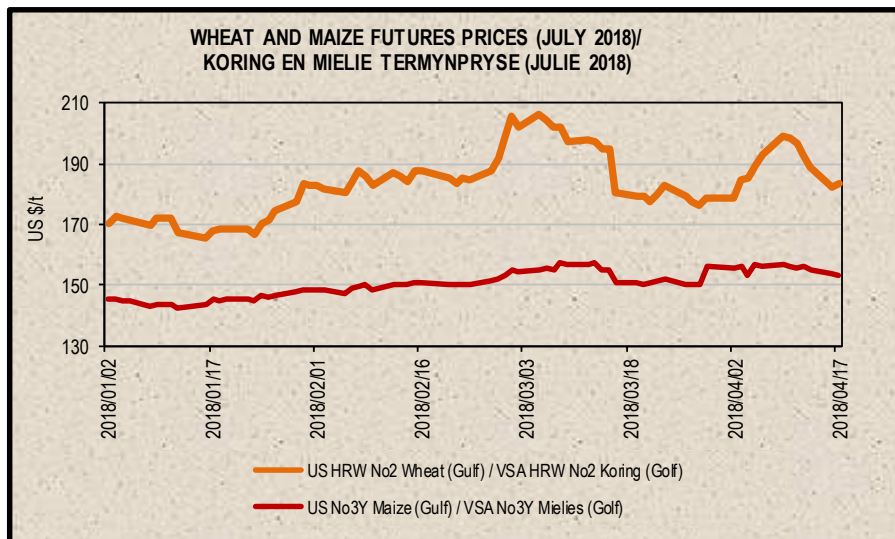
7. PRICES – INTERNATIONAL (US\$/t)

7. PRYSE - INTERNASIONAAL (VSA\$/t)

FOB (US\$/t)	Export Quotations/ Uitvoerkwotasie (b)(e)(f)				VAB (VSA\$/t)
	2018/04/17	2018/04/10	2018/04/03	2018/03/27	
US No 2 HRW Wheat (Gulf)	235.00	249.00	237.00	231.00	VSA No 2 HRW Koring (Golf)
US DNS Wheat 14% PNW	293.00	300.00	286.00	286.00	VSA DNS Koring 14% PNW
Argentine Wheat (Up River)	225.00	230.00	225.00	222.00	Argentynse Koring (Up River)
EC (France) Wheat (grade 1)	209.00	213.00	208.00	208.00	EU (Frankryk) Koring (graad 1)
EC (Germany) B Quality Wheat	215.00	219.00	215.00	214.00	EU (Duitsland) B Kwaliteit Koring
Russia Milling 12.5%	214.00	212.00	210.00	208.00	Swart See Maalkoring
US No 3Y Maize (Gulf)	193.00	194.00	187.00	181.00	VSA No3Y Mielies (Golf)
Argentine Maize (Up River)	191.00	191.00	189.00	185.00	Argentynse Mielies (Up River)
US Sorghum (Gulf)	193.00	199.00	196.00	191.00	VSA Sorghum (Golf)
Argentine Sorghum (Up River)	145.00	139.00	142.00	139.00	Argentynse Sorghum (Up River)
US Soybeans (Gulf)	423.00	425.00	410.00	400.00	VSA Sojabone (Gulf)
Argentine Soybeans (Up River)	424.00	430.00	411.00	394.00	Argentynse Sojabone (Up River)
Canadian Canola	459.00	456.00	449.00	441.00	Kanadese Canola
Argentine Groundnuts Runners 40/50	1310.00	1310.00	1310.00	1310.00	Argentynse Grondbone 40/50 Runners
US Groundnuts Runners 40/50 shelled	1392.00	1342.00	1342.00	1311.00	VSA Grondbone 40/50 Runners uitgedop
Australian Malting Barley (Commander Malt)	256.00	255.00	259.00	259.00	Australiese Moutgars (Commander Mout)



Futures prices (US\$/t) / Termynpryse (VSA\$/t) (c)(d) (2018/04/17)							
Commodity	May-18	Jul-18	Sep-18	Dec-18	Mar-19	May-19	Kommoditeit
US No3 Yellow maize	149.68	153.22	156.13	159.84	162.83	164.64	VSA No3 Geelmielies
US No2 HRW wheat	176.51	183.50	190.84	200.77	207.31	211.05	VSA No2 HRW koring
US Soybeans	384.34	388.45	386.18	n/a	380.89	379.27	VSA Sojabone



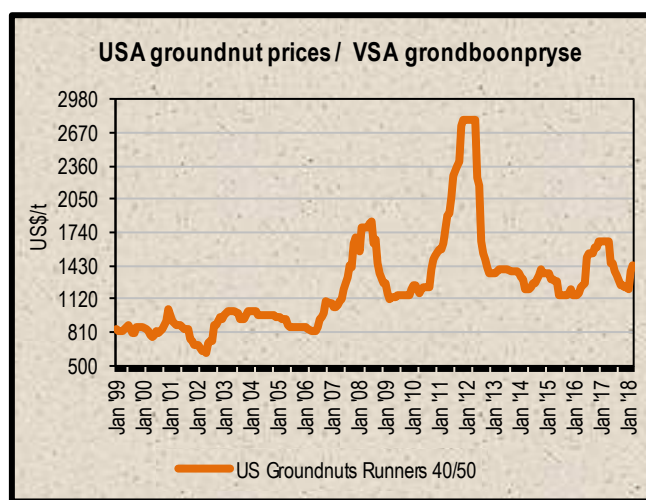
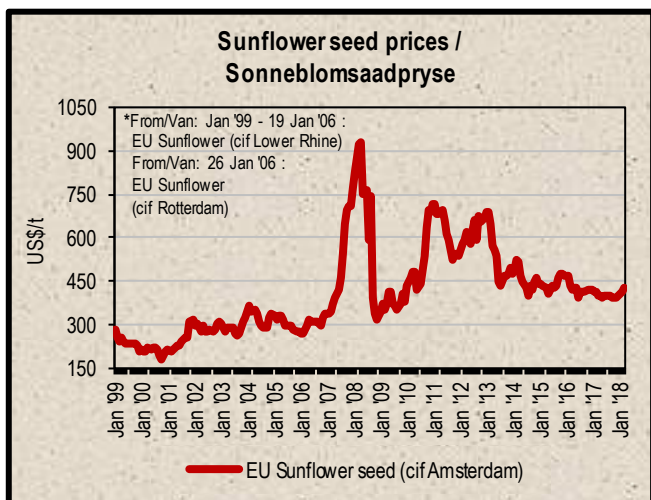
8. LOWEST REPRESENTATIVE ASKING PRICES
(US\$/t)(e)(f)(Prices of previous week)

8. LAAGSTE VERTEENWOORDIGENDE PRYSE GEVRA
(Pryse van vorige week)(VSA\$/t)(e)(f)

US\$/t	2018/04/12	2018/04/05	Change/ Verandering	VSA\$/t
Soybeans, Brazil, c.i.f. Rotterdam	461	440	4.8%	Sojabone, Brasilië, k.a.v. Rotterdam
Soybeans, USA, c.i.f. Rotterdam	447	432	3.5%	Sojabone, VSA, k.a.v. Rotterdam
Groundnuts, USA Runners 40/50*	1430	1380	3.6%	Grondbone, VSA Runners 40/50*
Groundnuts, Argentine Runners 40/50*	1400	1400	0.0%	Grondbone, Argentynse Runners 40/50*
Groundnut-oil, c.i.f. Rotterdam	1330	1330	0.0%	Grondboon-olie, k.a.v. Rotterdam
Sunflower seed, EU c.i.f. Amsterdam	425	420	1.2%	Sonneblomsaad, EU k.a.v. Amsterdam
Sunflower-oil, EU (fob) N.W. Europe	803	805	-0.2%	Sonneblom-olie, EU (vab) N.W. Eur.
Rapeseed, Europe, 00, c.i.f. Hamburg	421	425	-0.9%	Raapsaad, Europa, 00, k.a.v. Hamburg

* Shelled, c.i.f. Rotterdam

* Uitgedop k a v Rotterdam



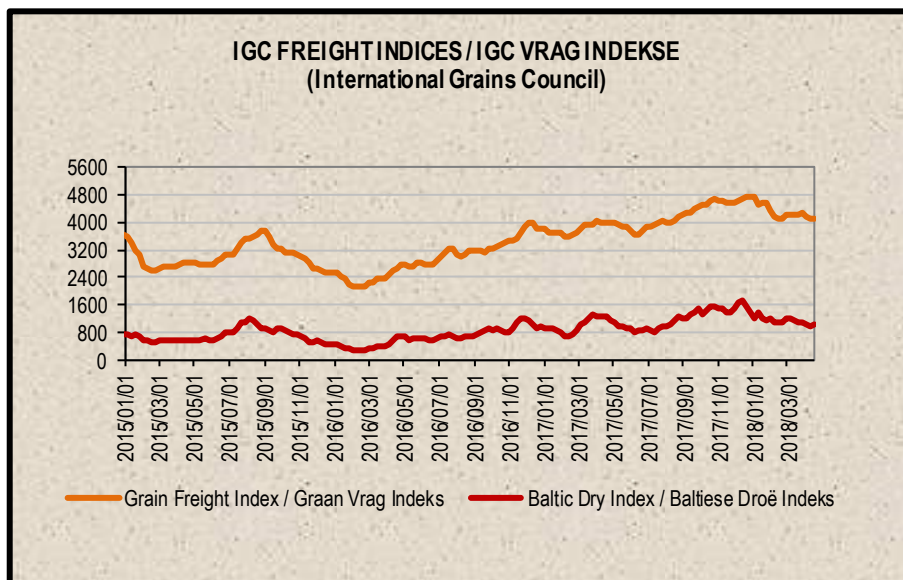
9. IGC FREIGHT INDICES (b)

9. IGC VRAG INDEKSE (b)

IGC FREIGHT INDICES / IGC VRAG INDEKSE							
	2018/03/13	2018/03/20	2018/03/27	2018/04/03	2018/04/10	2018/04/17	
Grain Freight Index*	4213	4242	4252	4164	4115	4115	Graan Vrag Indeks*
Baltic Dry Index	1179	1122	1117	1016	974	1052	Baltiese Droë Indeks

* IGC Grain Freight Index represents 15 major grain routes, including five from the United States of America, and two each from other main exporting nations (including Argentina, Black Sea, Europe and Canada); with base an average of the four weeks ending 11 May 2005 = 6000. The updated indices will be available on Thursdays on SAGIS' website.

* IGC Graan Vrag Indeks verteenwoordig 15 hoof graanroetes, insluitende vyf vanaf die Verenigde State van Amerika, en twee elk van ander hoof uitvoermasies (insluitende Argentinië, Swart See, Europa en Kanada); met basis 'n gemiddeld van die vier weke geëindig 11 Mei 2005 = 6000. Die opgedateerde indekse sal Donderdae op SAGIS se webwerf beskikbaar.



10. IMPORT PARITY PRICES – SUMMER GRAINS (b)

10. INVOERPARITEITPRYSE - SOMERGRANE (b)

INVOERPARITEITPRYSE VAN SOMERGRANE (BTW UITGESLT) SOOS OP				2018/04/17		IMPORT PARITY PRICES OF SUMMER GRAINS (VAT EXCL) AS ON		
ITEM	Nota/ Note	Mielies/Maize	Mielies/Maize	Sorghum	Sorghum	Sorghum	ITEM	
		VSA/ USA Golf/Gulf (no.3Y) \$/t	Argentynse/ Argentine Up River \$/t	VSA/ USA Golf/Gulf \$/t	Argentynse/ Argentine Up River \$/t	Australiese/ Australian Brisbane \$/t		
Internasionale VAB pryse	a	193.00	191.00	193.00	145.00	303.00	International FOB prices	
Vraggeld	b	38.00	30.00	38.00	30.00	20.00	Freight Rates	
Assuransie (0.3% van VAB)		0.58	0.57	0.58	0.44	0.91	Insurance (0.3% of FOB)	
1 KOSTE, ASSURANSIE EN VRAG (KAV) \$/T		231.58	221.57	231.58	175.44	323.91	1 COST, INSURANCE AND FREIGHT (CIF) \$/T	
<i>Omskakel na R/t</i>							<i>Converted to R/t</i>	
R/\$ Wisselkoers op: 2018/04/17		12.0305	12.0305	12.0305	12.0305	12.0305	R/\$ Exchange rate on: 2018/04/17	
2 KOSTE, ASSURANSIE EN VRAG (KAV) R/t		2786.02	2665.60	2786.02	2110.63	3896.80	2 COST, INSURANCE AND FREIGHT (CIF) R/t	
Finansieringskoste	c	22.90	21.91	22.90	17.35	32.03	Financing cost	
3 KOSTE, ASSURANSIE, VRAG EN FINANSIERING R/t		2808.92	2687.51	2808.92	2127.98	3928.83	3 COST, INSURANCE, FREIGHT AND FINANCING R/t	
Aflaaiikoste:	d, e						Discharging cost:	
- Kaapstad		191.47	191.47	n/a	n/a	n/a	- Cape Town	
- Durban		185.45	185.45	190.57	190.57	190.57	- Durban	
Invoertarif	f	0.00	0.00	69.66	52.33	109.36	Import Tariff	
4 VRY OP SPOOR (VOS) R/t							4 FREE ON RAIL (FOR) R/t	
- Kaapstad		3000.39	2878.98	n/a	n/a	n/a	- Cape Town	
- Durban		2994.37	2872.96	2878.58	2180.31	4038.19	- Durban	
Spoornragkoste	g						Railage cost	
- Durban na Randfontein		460.20	460.20	460.20	460.20	460.20	- Durban to Randfontein	
5 GELEWER:							5 DELIVERED:	
- Durban na Randfontein R/ton		3454.57	3333.16	3338.78	2640.51	4498.39	- Durban to Randfontein R/ton	

Notas/Notes:

a Bron van pryse en vraggeld : IGC GMI
Source of prices and freight rates: IGC GMI

2018/04/17

Termyn / Term	US\$/ton (VAB/FOB)	Vraggeld/Freight Rate:	US\$/ton
Mielies/Maize: VSA/USA (Golf/Gulf No.3Y)	193.00	US Golf / Gulf	38.00
Mielies/Maize: Argentinië/Argentine (Up River)	191.00	Argentinië / Argentina	30.00
Sorghum: VSA/USA (Golf / Gulf Milo)	193.00	Australië/Australia	20.00
Sorghum: Argentinië/Argentine (Up River)	145.00		
Sorghum: Australië/Australia (Brisbane)	303.00		

b Vraggeld: bereken vir vragte van +/- 20 000 - 30 000t / Freight rates: calculated for freights of +/- 20 000 - 30 000t

c Finansieringskoste: 30 000t @ KAV @ primakoers vir 30 dae. Bron/Source: SARB 10.00% 2018/03/29
Financing cost: 30 000t @ CIF @ prime rate for 30 days.

	Mielies/Maize:	Sorghum
Kaapstad / Cape Town:	191.47	n/a
Durban:	185.45	190.57

d Aflaaiikoste / Discharging costs (R/ton):

Bron / Source: Mainport Africa Shipping

e Ingesluit: Kaaielnde, hantering, kaaibesig, agente/dokumentasie, logistiek & opnames (inspeksie van skeepsvrag) / Included: Wharfrage, handling, wharf supervision, agent/documentation, logistic & survey (inspection of shipload).

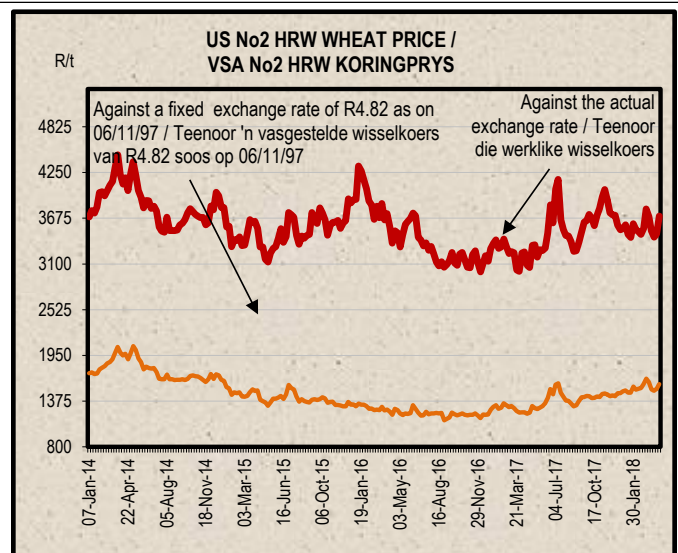
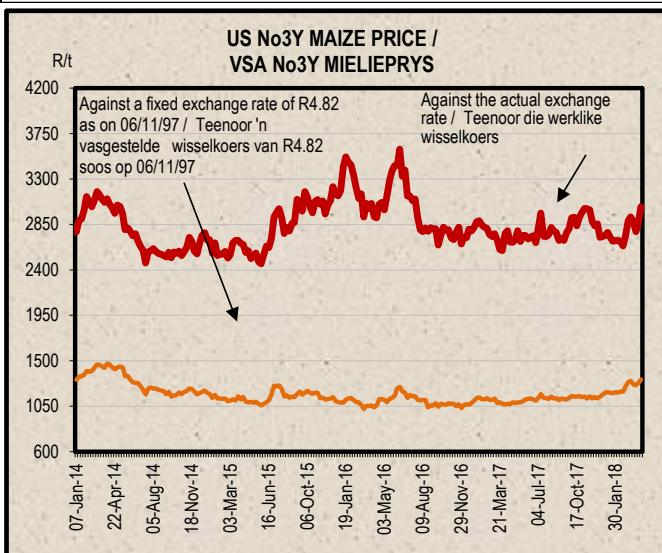
Uitgesluit: Gesondheidsinspeksie-, skeepsagentskapfooi, strookloepsingsfooi vir GMO, opbergingskoste asook BTW en invoerbelasting / Excluded: Health inspection fee, Ship agency fee, strip testing fees for GMO, storage costs as well as VAT and import duty.

N.B: Slegs 'n aanduiding, aangesien koste van opname beding kan word / N.B: Indication only, as cost of survey can be negotiated.

f Invoertarif / Import Tariff:

Mielies/Maize = Vry / Free
Sorghum = 3% op VAB / on FOB

g Neem asb. kennis dat Spoornet se standaard spoorvrag op 1 April 2017 verhoog het na R460.20.
Please note that Spoornet's standard railage cost has increased on 1 April 2017 to R460.20.



11. IMPORT PARITY PRICES – WINTER CEREALS (b)

11. INVOERPARITEITPRYSIE - WINTERGRANE (b)

INVOERPARITEITPRYSIE VAN WINTERGRANE (BTW UITGESLT) SOOS OP				2018/04/17		IMPORT PARITY PRICES OF WINTER CEREALS (VAT EXCL) AS ON			
ITEM	Nota / Note	Koring/Wheat	Koring/Wheat	Koring/Wheat	Koring/Wheat	Gars/Barley	Gars/Barley	ITEM	
		VSA/ USA Golf/Gulf	VSA/ USA PNW	Argentynse/ Argentine Up River	EU Duitsland/ Germany B kwaliteit/ quality	Australiese/ Australian Fremantle	Fransse/ French Rouen		
		HRW	DNS	Trigo Pan		Mout/Malting	Mout/Malting		
Internasionale VAB pryse	a	235.00	293.00	225.00	215.00	256.00	244.00	International FOB prices	
Vraggeld	b	38.00	38.00	30.00	28.00	21.00	29.00	Freight Rates	
Assuransie (0.3% van VAB)		0.71	0.88	0.68	0.65	0.77	0.73	Insurance (0.3% of FOB)	
1 KOSTE, ASSURANSIE EN VRAG (KAV) \$/T		273.71	331.88	255.68	243.65	277.77	273.73	1 COST, INSURANCE AND FREIGHT (CIF) \$/T	
<i>Omskakel na R/t</i>								<i>Converted to R/t</i>	
R/\$ Wisselkoers op: 2018/04/17		12.0305	12.0305	12.0305	12.0305	12.0305	12.0305	R/\$ Exchange rate on: 2018/04/17	
2 KOSTE, ASSURANSIE EN VRAG (KAV) R/t		3292.87	3992.68	3075.96	2931.23	3341.71	3293.11	2 COST, INSURANCE AND FREIGHT (CIF) R/t	
Finansieringskoste	c	27.06	32.82	25.28	24.09	27.47	27.07	Financing cost	
3 KOSTE, ASSURANSIE, VRAG EN FINANSIERING R/t	d, e	3319.93	4025.50	3101.24	2955.32	3369.18	3320.18	3 COST, INSURANCE, FREIGHT AND FINANCING R/t	
Aflaai-koste								Discharging cost	
3.1 Kaapstad (Hoofsaaklik kaaihykraan metode)	f	191.47	191.47	191.47	191.47	199.17	199.17	3.1 Cape Town (Mainly shore cranes method)	
3.2 Durban (Hoofsaaklik suig-in-silo metode)		189.30	189.30	189.30	189.30	190.57	190.57	3.2 Durban (Mainly suction into silo method)	
Invoertarif op koring		394.90	394.90	394.90	394.90	0.00	0.00	Import Tariff on wheat	
4 VRY OP SPOOR (VOS) R/t								4 FREE ON RAIL (FOR) R/t	
4.1 Kaapstadhawe		3906.30	4611.87	3687.61	3541.69	3568.35	3519.35	4.1 Cape Town Harbour	
4.2 Durbanhawe		3904.13	4609.70	3685.44	3539.52	3559.75	3510.75	4.2 Durban Harbour	
Spoorvragkoste	g							Railage cost	
- Kaapstad na Paarl		119.27	119.27	119.27	119.27	n/a	n/a	- Cape Town to Paarl	
- Durban na Randfontein		460.20	460.20	460.20	460.20	460.20	460.20	- Durban to Randfontein	
5 GELEWER:								5 DELIVERED:	
- Kaapstad na Paarl R/ton		4025.57	4731.14	3806.88	3660.96	n/a	n/a	- Cape Town to Paarl R/ton	
- Durban na Randfontein R/ton		4364.33	5069.90	4145.64	3999.72	4019.95	3970.95	- Durban to Randfontein R/ton	

Notas/Notes: 2018/04/17

a Bron van pryse en vraggeld : IGC GMI
Source of prices and freight rates: IGC GMI

Termyn / Term	VAB/FOB US\$/ton	Vraggeld / Freight Rate: US\$/ton	Gars/Barley = US\$ + 1
Koring/Wheat HRW No 2 (Hard Red Winter) Golf / Gulf	Apr 2018 235.00	US (Golf / Gulf)	38.00
Koring/Wheat DNS 14% No 2 (Dark Northern Spring) Golf / Gulf	Apr 2018 293.00	Argentinië / Argentine (Upriver)	30.00
Koring/Wheat Argentinië / Argentine (Up River) Trigo Pan	Apr 2018 225.00	EEC (Bordeaux Hamburg)	28.00
Koring/Wheat EU (Duitsland / Germany) B kwaliteit / quality	Apr 2018 215.00	Australië / Australia (Eastern)	20.00
Gars/Barley: Australiese moutgars/Australian malting barley (Adelaide)	Apr 2018 256.00		21.00
Gars/Barley: Fransse moutgars/French malting barley (Rouen)	Apr 2018 244.00		

b Vraggeld: bereken vir vragte van +/- 20 000 - 30 000t / Freight rates: calculated for freights of +/- 20 000 - 30 000t

c Finansieringskoste: 30 000t @ KAV @ primakoers vir 30 dae. Bron/Source: SARB 10.00% 2018/03/29
Financing cost 30 000t @ CIF @ prime rate for 30 days.

d Aflaai-koste / Discharging cost (R/ton):

	Koring/Wheat	Gars/Barley
Kaapstad / Cape Town:	191.47	199.17
Durban:	189.30	190.57

Bron / Source: Mainport Africa Shipping

e Ingesluit Kaai-gelde, hantering, kaai-besig, agente/dokumentasie, logistiek & opnames (inspeksie van skeepsvrag).
Included: Wharfage, handling, wharf supervision, agent/documentation, logistic & survey (inspection of shipload).
Uitgesluit: Gesondheidsinspeksie-, skeepsaigentskapfooi, strooktoetsingsfooi vir GMO, obergingskoste asook BTW en invoerbelasting.
Excluded: Health inspection fee, Ship agency fee, strip testing fees for GMO, storage costs as well as VAT and import duty.
N.B: Slegs 'n aanduiding, aangesien koste van opname beding kan word / N.B: Indication only, as cost of survey can be negotiated.

f Invoertarif / Import Tariff:
Koring/Wheat = R394.90 p/ton
Gars/Barley = Vry/Free

g Neem asb. Kennis dat Spoorwet se standaard spoorvrag op 1 April 2017 verhoog het soos volg:
Kaapstad na Paarl R119.27 en Durban na Randfontein R460.20.
Please note that on 1 April 2017 Spoorwet's standard railage cost has increased as follows:
Cape Town to Paarl R119.27 and Durban to Randfontein R460.20.

12. IMPORT PARITY PRICES – OIL SEEDS (b)(e)(f)

12. INVOERPARITEITPRYSE - OLIESADE (b)(e)(f)

INVOERPARITEITPRYSE VAN OLIESADE (BTW UITGESLT) SOOS OP		2018/04/17							IMPORT PARITY PRICES OF OIL SEEDS (VAT EXCL) AS ON	
ITEM	Nota/ Note	Sojabone/ Soybeans	Sojabone/ Soybeans	Sojabone/ Soybeans	Sonneblom/ Sunflower	Canola	Grondbone/ Groundnuts	Grondbone/ Groundnuts	ITEM	
		VSA/ USA Golf/Gulf	Argentynse/ Argentine Up River	Brazilië/ Brazil Paranagua	EU Franse/ French Bordeaux	Kanadese/ Canadian Vancouver	Argentynse/ Argentine Raw Runners 40/50	VSA/ USA Raw Runners 40/50		
Internasionale VAB pryse	a	\$/t	\$/t	\$/t	\$/t	\$/t	\$/t	\$/t	International FOB prices	
Vruggeld	b	423.00	424.00	432.00	411.00	459.00	1310.00	1392.00	Freight Rates	
Assuransie (0.3% van VAB)		38.00	30.00	30.00	28.00	30.00	90.00	38.00	Insurance (0.3% of FOB)	
1 KOSTE, ASSURANSIE EN VRAG (KAV) \$/T		1.27	1.27	1.30	1.23	1.38	3.93	4.18	1 COST, INSURANCE AND FREIGHT (CIF) \$/T	
Omskakel na R/t		462.27	455.27	463.30	440.23	490.38	1403.93	1434.18	Converted to R/t	
R/\$ Wisselkoers op: 2018/04/17		12.0305	12.0305	12.0305	12.0305	12.0305	12.0305	12.0305	R/\$ Exchange rate on: 2018/04/17	
2 KOSTE, ASSURANSIE EN VRAG (KAV) R/t		R/t	R/t	R/t	R/t	R/t	R/t	R/t	2 COST, INSURANCE AND FREIGHT (CIF) R/t	
		5561.34	5477.13	5573.73	5296.19	5899.52	16889.98	17253.90		
3 KOSTE, ASSURANSIE, VRAG EN FINANSIERING R/t	c	45.71	45.02	45.81	43.53	48.49	138.82	141.81	Financing cost	
Finansieringskoste		5607.05	5522.15	5619.54	5339.72	5948.01	17028.80	17395.71	3 COST, INSURANCE, FREIGHT AND FINANCING R/t	
4 VRY OP SPOOR (VOS) R/t Durban	d, e	190.57	190.57	190.57	190.57	190.57	612.66	612.66	Discharging cost Durban	
Aflaaiikoste: Durban	f	407.11	408.07	415.77	0.00	552.20	1576.00	1674.65	Import Tariff	
Invoertarief:		6204.73	6120.79	6225.88	5530.29	6690.78	19217.46	19683.02	4 FREE ON RAIL (FOR) R/t Durban	
5 GELEWER:	g	460.20	460.20	460.20	460.20	460.20	-	-	Railage cost	
- Durban na Randfontein		6664.93	6580.99	6686.08	5990.49	7150.98	-	-	- Durban to Randfontein	
									5 DELIVERED:	
									- Durban to Randfontein R/ton	

Notas/Notes:

a Bron van pryse en vruggeld / Source of prices and freight rates : IGC (GMI), Georgalos Peanut World & Oilw
2018/04/17

Termyn / Term	US\$/ton (VAB/FOB)	Vruggeld/Freight Rate:	US\$/ton	
Sojabone/Soybeans: VSA/USA (Golf/Gulf)	Mei/May 2018	423.00	US Golf / Gulf	38.00
Sojabone/Soybeans: Argentinië/Argentina (Up River)	Apr 2018	424.00	Argentinië / Argentina	30.00
Sojabone/Soybeans: Brazilië/Brazil (Paranagua)	Mei/May 2018	432.00	EEC (Bordeaux/Hamburg)	28.00
Sonneblom/Sunflower: EU Frankryk/France (Bordeaux)	Apr 2018	411.00	Kanada/Canada (North Pacific)	30.00
Canola: Kanada/Canada (Vancouver)	Apr 2018	459.00	Grondbone/Groundnuts (ARG)	90.00
Grondbone/Groundnuts: Argentinië/Argentina (Raw Runner 40/50)	Mei/May 2018	1310.00		
Grondbone/Groundnuts: VSA/USA (Runners 40/50)	Jun 2018	1392.00		

b Vruggeld: bereken vir vragte van +/- 20 000 - 30 000t. / Freight rates: calculated for freights of +/- 20 000 - 30 000t

c Finansieringskoste: 30 000t @ KAV @ primakoers vir 30 dae. Bron/Source: SARB 10.00% 2018/03/29
Financing cost 30 000t @ CIF @ prime rate for 30 days.

d Aflaaiikoste / Discharging costs (R/ton):

	Sojabone/ Soybeans	Sonneblom/ Sunflower	Canola	Grondbone/ Groundnuts
Durban:	190.57	190.57	190.57	612.66

e Aflaaiikoste / Discharging fees:

Ingesluit: Kaaigelde, hantering, kaaitoetsing, agente/dokumentasie, logistiek & opnames (inspeksie van skeepsvrag) /
Included: Wharfage, handling, wharf supervision, agent/documentation, logistic & survey (inspection of shipload).
Uitgesluit: Gesondheidsinspeksie-, skeepsagentskapfooi, strooktoetsingsfooi vir GMO, opbergingskoste asook BTW en invoerbelasting /
Excluded: Health inspection fee, Ship agency fee, strip testing fees for GMO, storage costs as well as VAT and import duty.
N.B: Slegs 'n aanduiding, aangesien koste van opname beding kan word / N.B: Indication only, as cost of survey can be negotiated.

f Invoertarief / Import Tariff:

Sojabone/Soybeans = 8% op VAB / on FOB
Sonneblom/Sunflower = Vry / Free
Canola = 10% op VAB / on FOB
Grondbone/Groundnuts = 10% op VAB / on FOB

g Neem asb. Kennis dat Spoorwet se standaard spoorvrag op 1 April 2017 verhoog het na R460.20.

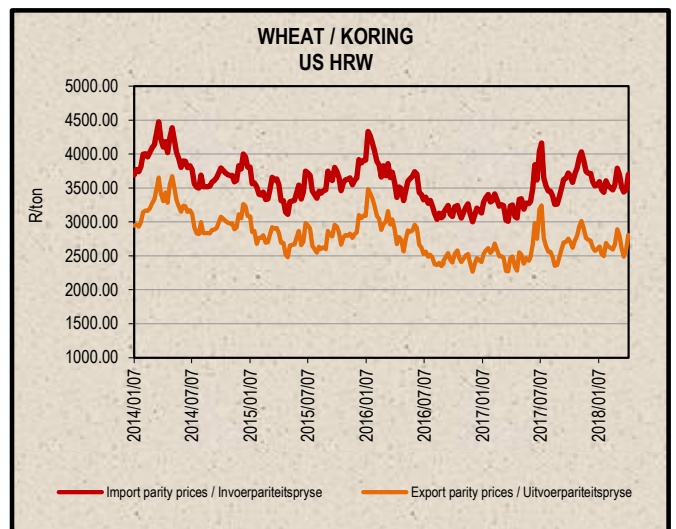
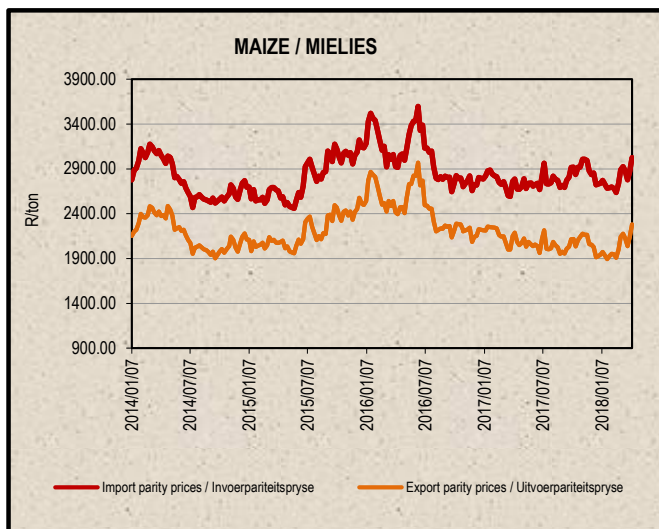
Please note that on 1 April 2017 Spoorwet's standard railage cost has increased to R460.20.

* Kwotasies is k.a.v. pryse. VAB pryse dus berekende pryse (kav minus vruggeld) / Quotes are c.i.f. prices. FOB prices are therefore calculated prices (cif minus freight rates).

13. EXPORT PARITY PRICES (b)

13. UITVOERPARITEITPRYSE (b)

INDICATIVE EXPORT PARITY PRICES AS ON	2018/04/17				AANDUIDENDE UITVOERPARITEITSPRYSE SOOS OP
This is only an example of how an export parity price can be calculated - it can vary according to need	US No3Y Maize/ Mielies Gulf/Golf (b) May/Mei 2018	US HRW Wheat/Koring Gulf/Golf (b) Apr 2018	US DNS 14% Wheat/Koring PNW (b) Apr 2018	Argentine Raw Runner 40/50 Groundnuts/ Grondbone (f) May/Mei 2018	Hierdie is slegs 'n voorbeeld van hoe 'n uitvoerpariteitsprys bereken kan word - dit kan varieer volgens behoefte
FOB Gulf value (\$/t)	193.00	235.00	293.00	1310.00	VAB Golfwaarde (\$/t)
Difference in quality and locality of SA ¹ Maize: Plus US\$10 (\$/t) Groundnuts: Less 3,5% of fob value	\$10.00			96,5%	Kwaliteits- en liggingsverskil van SA ¹ Mielies: Plus VS\$10 (\$/t) Grondbone: Min 3,5% van vab waarde
SA fob price (\$/t)	203.00	235.00	293.00	1264.15	SA vab prys (\$/t)
Exchange rate (1\$=): (2018/04/17)	12.0305	12.0305	12.0305	12.0305	Wisselkoers (1\$=): (2018/04/17)
FOB Gulf value (R/t)	2442.19	2827.17	3524.94	15208.36	VAB Golfwaarde (R/t)
Marketing costs:					Bemerkings koste:
Financing (Prime rate 10% - 30 days) (R/t)	20.07	23.24	28.97	125.00	Finansieringskoste (Primakoers 10% - 30 dae) (R/t)
Railage: ² Randfontein – Durban harbour	460.20	460.20	460.20	-	Spoorvrag: ² Randfontein – Durbanhawe
Loading costs: (R/t) ³ Durban Harbour (Mainly spout method)	170.98	182.97	182.97	508.83	Oplaikoste: (R/t) ³ Durbanhawe (Hoofsaaklik tregter metode)
EXPORT REALISATION (R/t):					UITVOER REALISASIE (R/t):
Randfontein	1790.94	2160.76	2852.80	14574.53	Randfontein
<i>Difference in quality and locality of SA (As requested by the industry)</i> <i>As from 14 June 2012, the discount/rebate will no longer be used to calculate the export parity price on US HRW and a new calculation will be added for US DNS, also without the discount/rebate.</i> <i>Railage costs: Please note that on 1 April 2017 Spoornet's standard railage cost has increased to R460.20.</i> <i>Loading costs, received from Mainport Africa Shipping: Included: Cargo dues, handling, wharf supervision, agency/documentation, logistics & surveys (inspection of cargo). Excluded: Ship agent fees, health & PPECB inspections, storage facility & transport costs to storage facility, VAT & duties.</i>			1		<i>Kwaliteits- en liggingsverskil van SA (Soos deur die bedryf versoek)</i> <i>Vanaf 14 Junie 2012 sal die diskonto/premie nie meer gebruik word by die berekening van die uitvoerpariteitprys van US HRW nie en 'n nuwe berekening word nou vir US DNS gedoen, ook sonder diskonto/premie.</i> <i>Spoorvrag koste: Neem asb. Kennis dat Spoornet se standaard spoorvrag op 1 April 2017 verhoog het na R460.20.</i> <i>Oplaikoste, ontvang van Mainport Africa Shipping: Ingesluit: Kaaigelde, hantering, kaaitoesig, agente/dokumentasie, logistiek & opnames (inspeksie van skeepsvrag) Uitgesluit: Skeepagentskaps-, inspeksie-, opbergings- en vervoerkoste na opbergingsfasiliteit, BTW & invoerbelasting.</i>



14. WEATHER

For local weather, please follow the link below:
www.weathersa.co.za

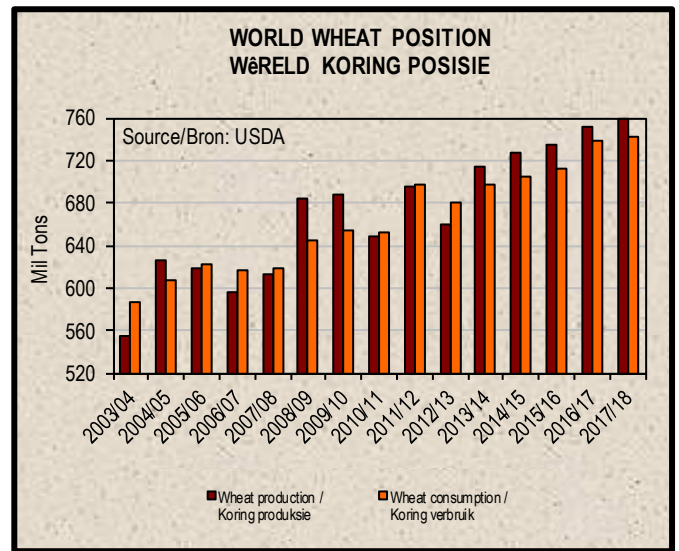
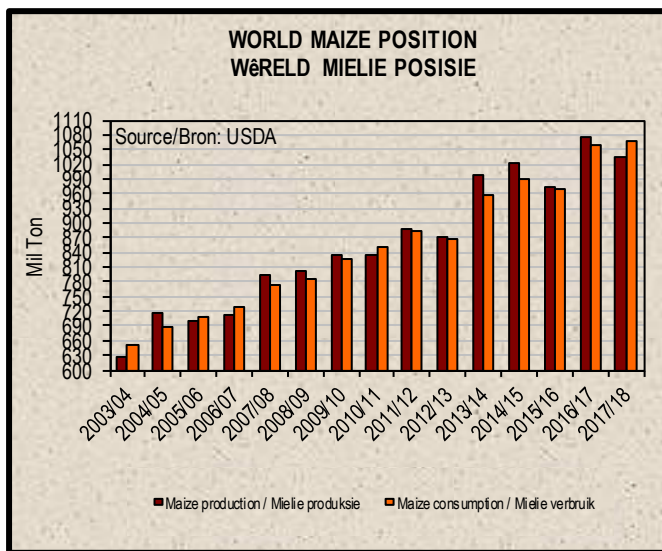
14. WEER

Vir plaaslike weer, volg asseblief die onderstaande skakel:
www.weathersa.co.za

15. SUNDRIES (g)

15. DIVERSE (g)

World Balance Sheet / Wêreld Balansstaat (2018/04/10)											
Million Ton	2017/18										Miljoen Ton
	Maize Mielies	Wheat Koring	Barley Gars	Sorghum	Oats Hawer	Ground-nuts Grond-bone	Canola/ Rape-seed	Soybeans Sojabone	Sunflower seed Sonne-blomsaad		
Production	1 036	760	142	58	23	44	74	335	46		Produksie
Consumption	1 069	743	146	59	24	18	70	299	43		Verbruik
Trade	150	184	28	8	2	4	17	152	2		Handel
Stock	198	271	18	4	2	3	6	91	2		Voorraad



Sources /Bronne:

(a) = Safex; (b) = International Grains Council; (c) = CBOT; (d) = KCBT;
 (e) = Oil World; (f) = Georganos Peanut World; (g) = USDA Fas Online.

* Formula according to ITAC (International Trade Administration Commission of South Africa)/
 Formule volgens ITAC (International Trade Administration Commission of South Africa)

SAGIS
 Nico Hawkins
 General Manager / Hoofbestuurder

Indemnity/Vrywaring: Although everything has been done to ensure the accuracy of the information, neither SAGIS nor any of its directors or employees takes any responsibility for actions or losses that might occur as a result of the usage of this information. / Alhoewel alles gedoen is om te verseker dat die inligting korrek is, aanvaar nie SAGIS of enige van sy direkteure of werknemers verantwoordelikheid vir enige aksies of verliese as gevolg van die inligting wat gebruik is nie.