

SAGIS WEEKLY BULLETIN / SAGIS WEEKLIKSE BULLETIN

1. Producer Deliveries (ton):			1. Produsentelewerings (ton):	
Commodity	Latest week/ Jongste week: 17 - 23 Mar 2018	Total: current marketing year/ Totaal: huidige bemarkingsjaar	Total: same period previous marketing year/ Totaal: selfde periode vorige bemarkingsjaar	Kommoditeit
White maize	4 286	9 166 749	3 202 344	Witmielies
Yellow maize	4 102	6 259 118	3 655 863	Geelmielies
Total: maize	8 388	15 425 867	6 858 207	Totaal: mielies
Wheat	3 344	1 463 594	1 822 778	Koring

2. Imports (ton):			2. Invoere (ton):	
2.1 Imports for RSA			2.1 Invoere vir RSA	
Commodity	Latest week/ Jongste week: 17 - 23 Mar 2018	Total: current marketing year/ Totaal: huidige bemarkingsjaar	Total: same period previous marketing year/ Totaal: selfde periode vorige bemarkingsjaar	Kommoditeit
White maize	0	0	630 076	Witmielies
Yellow maize	0	0	1 564 092	Geelmielies
Maize Total	0	0	2 194 168	Mielies Totaal
Wheat	0	1 170 588	387 007	Koring

Origin of imports / Oorsprong van invoere

White maize/Witmielies	Yellow maize/Geelmielies	Wheat/Koring
		Argentina
		Germany
		Latvia
		Lithuania
		Romania
		Russia
		Ukraine
		USA

2.2 Imports for other countries

2.2 Invoere vir ander lande

White maize	0	0	268 818	Witmielies
Yellow maize	0	0	11 605	Geelmielies
Maize Total	0	0	280 423	Mielies Totaal
Wheat	0	124 913	118 643	Koring

Origin of imports / Oorsprong van invoere

White maize/Witmielies	Yellow maize/Geelmielies	Wheat/Koring
		Argentina
		Germany
		Latvia
		Lithuania
		Russia
		Ukraine
		USA

3. Exports (ton):

3.1 RSA Exports

Commodity	Latest week/ Jongste week: 17 - 23 Mar 2018	Total: current marketing year/ Totaal: huidige bemarkingsjaar	Total: same period previous marketing year/ Totaal: selfde periode vorige bemarkingsjaar	Kommoditeit
White maize	25 944	672 238	453 611	Witmielies
Yellow maize	3 533	1 404 271	272 463	Geelmielies
Maize Total	29 477	2 076 509	726 074	Mielies Totaal
Wheat	1 228	19 144	49 677	Koring

Destination of exports / Bestemming van uitvoere

White maize/Witmielies	Yellow maize/Geelmielies	Wheat/Koring
Botswana	Angola	Botswana
Kenya	Botswana	Lesotho
Lesotho	Japan	Namibia
Mozambique	North Korea	Swaziland
Namibia	South Korea	Zimbabwe
Qatar	Lesotho	
Spain	Mozambique	
Swaziland	Namibia	
Uganda	Swaziland	
Zimbabwe	Taiwan	
	Zimbabwe	

3.2 Imports for Exports

Commodity	Value	Value	Value	Kommoditeit
White maize	0	24 868	189 674	Witmielies
Yellow maize	0	0	14 138	Geelmielies
Maize Total	0	24 868	203 812	Mielies Totaal
Wheat	2 605	118 267	116 072	Koring

Destination of exports / Bestemming van uitvoere

White maize/Witmielies	Yellow maize/Geelmielies	Wheat/Koring
Botswana		Botswana
Zimbabwe		Lesotho
		Mozambique
		Swaziland
		Zimbabwe

3. Uitvoere (ton):

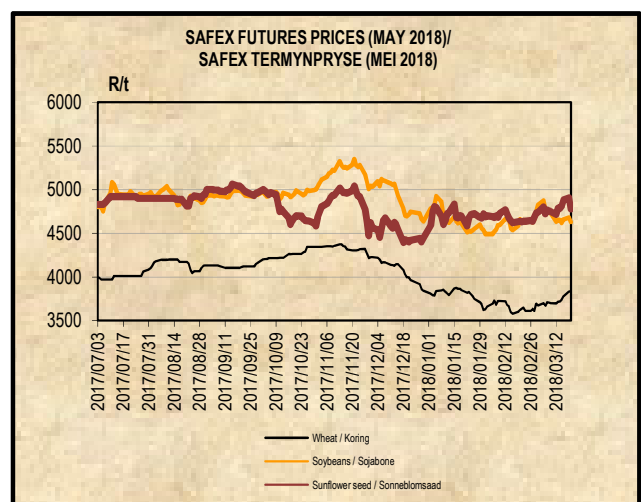
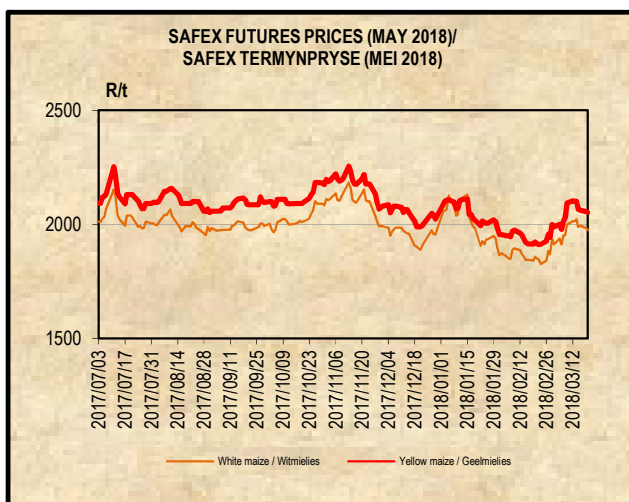
3.1 RSA Uitvoere

3.2 Invoere vir Uitvoere

4. DOMESTIC PRICES PER SAFEX (R/t)(a)

4. PLAASLIKE PRYSE VOLGENS SAFEX (R/t)(a)

Commodity	Future Prices / Termynpryse (2018/03/27) R/ton					Kommoditeit
	Apr-18	May-18	Jul-18	Sep-18	Dec-18	
White maize	1890.00	1915.00	1957.00	2010.00	2075.00	Witmielies
Yellow maize	1963.00	1995.00	2024.00	2081.00	2130.00	Geelmielies
Wheat	3774.00	3804.00	3787.00	3780.00	3760.00	Koring
Sunflower	4660.00	4627.00	4697.00	4824.00	4985.00	Sonneblom
Soybeans	4431.00	4480.00	4588.00	4690.00	4788.00	Sojabone
Sorghum	n/a	3130.00	2970.00	3352.00	3385.00	Sorghum



5. IMPORT TARIFF ON MAIZE (b)*
5. INVOERTARIEF OP MIELIES (b)*

Derived US No2Y Yellow Maize fob (Gulf) (b)	2018-03-21	2018-03-22	2018-03-23	2018-03-26	2018-03-27	Afgeleide VSA No2Y Geelmielies vab (Golf) (b)
RSA Initial Reference Price	\$110.00					RSA Oorspronklike Verwysingsprys
Base price (\$/t)	117.65	117.65	117.65	117.65	117.65	Basisprys (\$/t)
Daily price (\$/t) (IGC)	184.60	184.60	183.60	182.60	182.60	Daaglikse prys (\$/t) (IGC)
Average of 21 days (\$/t)	185.22	185.79	186.27	186.65	186.84	Gemiddeld van 21 dae (\$/t)
Deviation from base price (\$/t)	-67.57	-68.14	-68.62	-69.00	-69.19	Afwyking van basisprys (\$/t)
Duty on maize (\$/t)	-75.22	-75.79	-76.27	-76.65	-76.84	Reg op mielies (\$/t)
R/\$ Exchange rate (average of 21 days)	11.8210	11.8243	11.8279	11.8278	11.8327	R/\$ Wisselkoers (gemiddeld van 21 dae)
Duty on maize before adjustment (R/t)	-889.18	-896.16	-902.11	-906.60	-909.22	Reg op mielies voor aanpassing (R/t)
Real effective exchange rate index	0.8535	0.8535	0.8535	0.8535	0.8535	Reële effektiewe wisselkoersindeks
Duty on maize (R/t)	-758.91	-764.88	-769.95	-773.78	-776.02	Reg op mielies (R/t)
Tariff Gazetted 2006/12/08	R0.00/t					Tarief gepubliseer 2006/12/08

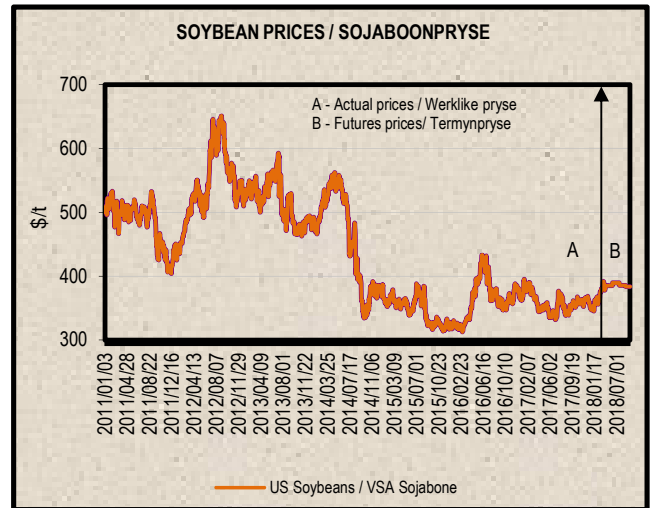
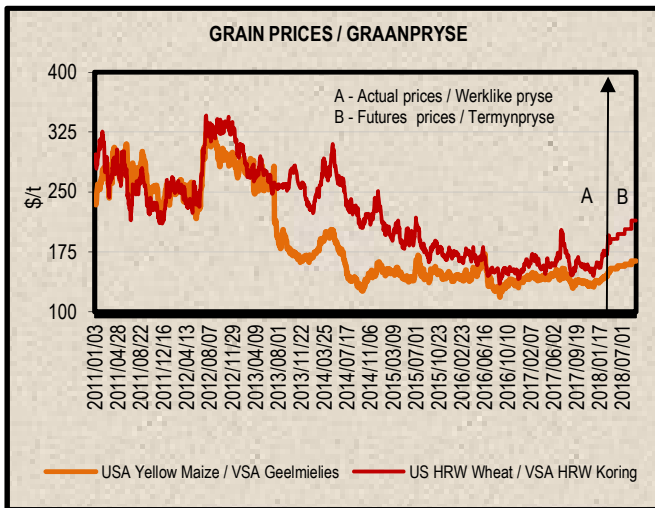
6. IMPORT TARIFF ON WHEAT (b)*
6. INVOERTARIEF OP KORING (b)*

US No2 HRW fob (Gulf)	2018/02/27	2018/03/06	2018/03/13	2018/03/20	2018/03/27	VSA No2 HRW vab (Golf)
RSA Initial Reference Price	279.00	279.00	279.00	279.00	279.00	RSA Oorspronklike Verwysingsprys
Base price (\$/t)	237.67	237.67	237.67	237.67	250.33	Basis prys (\$/t)
Weekly price (\$/t) (IGC)	248.00	262.00	254.00	235.00	231.00	Weeklikse prys (\$/t) (IGC)
3 Weeks moving average (\$/t)	248.00	255.00	254.67	250.33	240.00	3 Weke skuiwende gemiddeld (\$/t)
Deviation from base price (\$/t)	-10.33	-17.33	-17.00	-12.66	10.33	Afwyking van basisprys (\$/t)
Number of weeks that the deviation is more than \$10		1	2	2	1	Aantal weke wat die afwyking meer as \$10 is
Calculated duty on wheat (\$/t)	31.00	24.00	24.33	28.67	39.00	Berekende reg op koring (\$/t)
R/\$ exchange rate	11.5770	11.8346	11.8370	12.0042	11.6627	R/\$ wisselkoers
Calculated duty before adjustment (R/t)	358.89	284.03	287.99	344.16	454.85	Berekende reg voor aanpassing (R/t)
Real effective exchange rate Index	0.8535	0.8535	0.8535	0.8535	0.8535	Reële effektiewe wisselkoersindeks
Calculated duty on wheat (R/t)	306.31	242.42	245.80	293.74	388.21	Berekende reg op koring (R/t)
Tariff Gazetted 2017/12/15 (R/t)	R 716.30					Tarief gepubliseer 2017/12/15 (R/t)

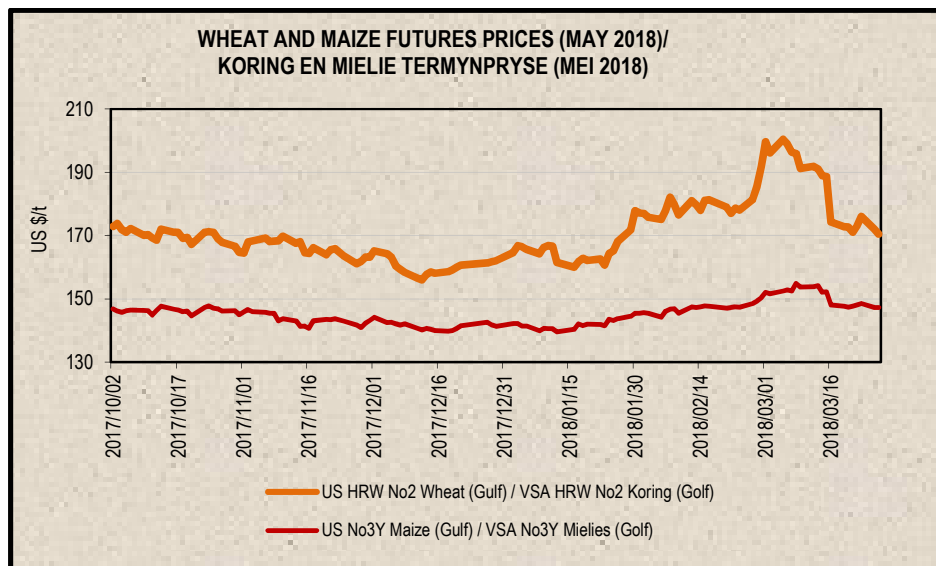
7. PRICES – INTERNATIONAL (US\$/t)

7. PRYSE - INTERNASIONAAL (VSA\$/t)

FOB (US\$/t)	Export Quotations/ Uitvoerkwotasie (b)(e)(f)				VAB (VSA\$/t)
	2018/03/27	2018/03/20	2018/03/13	2018/03/06	
US No 2 HRW Wheat (Gulf)	231.00	235.00	254.00	262.00	VSA No 2 HRW Koring (Golf)
US DNS Wheat 14% PNW	286.00	279.00	285.00	289.00	VSA DNS Koring 14% PNW
Argentine Wheat (Up River)	222.00	217.00	205.00	200.00	Argentynse Koring (Up River)
EC (France) Wheat (grade 1)	208.00	204.00	208.00	207.00	EU (Frankryk) Koring (graad 1)
EC (Germany) B Quality Wheat	214.00	211.00	214.00	215.00	EU (Duitsland) B Kwaliteit Koring
Russia Milling 12.5%	208.00	209.00	208.00	208.00	Swart See Maalkoring
US No 3Y Maize (Gulf)	181.00	183.00	190.00	187.00	VSA No3Y Mielies (Golf)
Argentine Maize (Up River)	185.00	186.00	192.00	187.00	Argentynse Mielies (Up River)
US Sorghum (Gulf)	191.00	191.00	198.00	202.00	VSA Sorghum (Golf)
Argentine Sorghum (Up River)	139.00	134.00	139.00	139.00	Argentynse Sorghum (Up River)
US Soybeans (Gulf)	400.00	404.00	411.00	418.00	VSA Sojabone (Gulf)
Argentine Soybeans (Up River)	394.00	396.00	403.00	410.00	Argentynse Sojabone (Up River)
Canadian Canola	441.00	432.00	434.00	439.00	Kanadese Canola
Argentine Groundnuts Runners 40/50	1310.00	1310.00	1240.00	1180.00	Argentynse Grondbone 40/50 Runners
US Groundnuts Runners 40/50 shelled	1221.00	1221.00	1221.00	1161.00	VSA Grondbone 40/50 Runners uitgedop
Australian Malting Barley (Commander Malt)	259.00	259.00	259.00	259.00	Australiese Moutgars (Commander Mout)



Futures prices (US\$/t) / Termynpryse (VSA\$/t) (c)(d) (2018/03/27)							
Commodity	May-18	Jul-18	Sep-18	Dec-18	Mar-19	May-19	Kommoditeit
US No3 Yellow maize	147.24	150.54	153.14	156.29	159.13	161.02	VSA No3 Geelmielies
US No2 HRW wheat	170.49	177.62	184.45	192.90	198.19	200.99	VSA No2 HRW koring
US Soybeans	374.57	378.53	376.26	n/a	375.30	375.37	VSA Sojabone



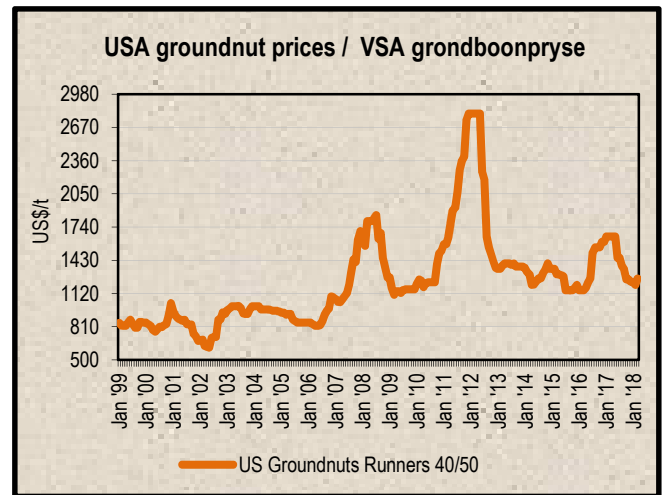
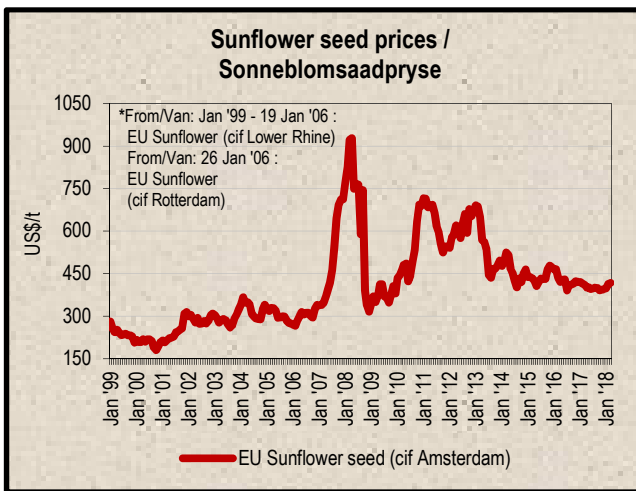
8. LOWEST REPRESENTATIVE ASKING PRICES
(US\$/t)(e)(f)(Prices of previous week)

8. LAAGSTE VERTEENWOORDIGENDE PRYSE GEVRA
(Pryse van vorige week)(VSA\$/t)(e)(f)

US\$/t	2018/03/22	2018/03/15	Change/ Verandering	VSA\$/t
Soybeans, Brazil, c.i.f. Rotterdam	439	442	-0.7%	Sojabone, Brasilië, k.a.v. Rotterdam
Soybeans, USA, c.i.f. Rotterdam	434	429	1.2%	Sojabone, VSA, k.a.v. Rotterdam
Groundnuts, USA Runners 40/50*	1260	1260	0.0%	Grondbone, VSA Runners 40/50*
Groundnuts, Argentine Runners 40/50*	1400	1400	0.0%	Grondbone, Argentynse Runners 40/50*
Groundnut-oil, c.i.f. Rotterdam	1325	1335	-0.7%	Grondboon-olie, k.a.v. Rotterdam
Sunflower seed, EU c.i.f. Amsterdam	415	415	0.0%	Sonneblomsaad, EU k.a.v. Amsterdam
Sunflower-oil, EU (fob) N.W. Europe	790	784	0.8%	Sonneblom-olie, EU (vab) N.W. Eur.
Rapeseed, Europe, 00, c.i.f. Hamburg	422	425	-0.7%	Raapsaad, Europa, 00, k.a.v. Hamburg

* Shelled, c.i.f. Rotterdam

* Uitgedop k a v Rotterdam



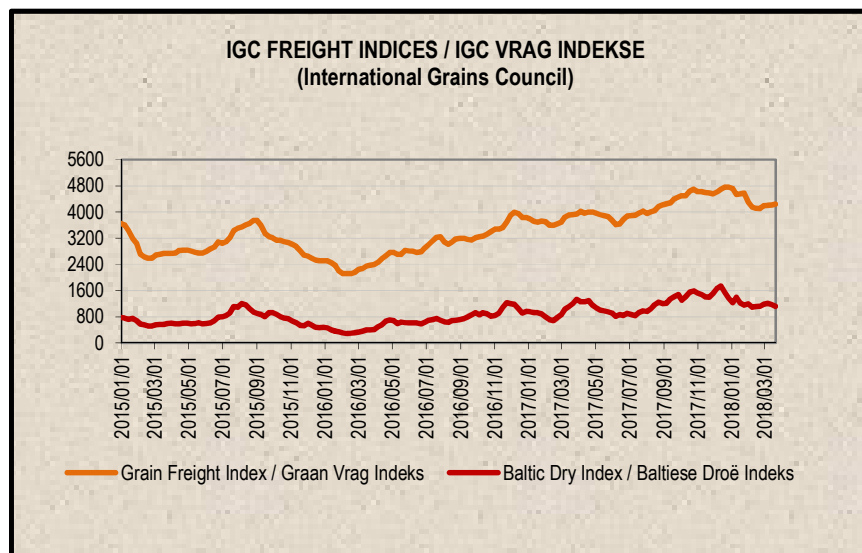
9. IGC FREIGHT INDICES (b)

9. IGC VRAG INDEKSE (b)

IGC FREIGHT INDICES / IGC VRAG INDEKSE							
	2018/02/20	2018/02/27	2018/03/06	2018/03/13	2018/03/20	2018/03/27	
Grain Freight Index*	4106	4193	4203	4213	4242	4252	Graan Vrag Indeks*
Baltic Dry Index	1117	1188	1212	1179	1122	1117	Baltiese Droë Indeks

* IGC Grain Freight Index represents 15 major grain routes, including five from the United States of America, and two each from other main exporting nations (including Argentina, Black Sea, Europe and Canada); with base an average of the four weeks ending 11 May 2005 = 6000. The updated indices will be available on Thursdays on SAGIS' website.

* IGC Graan Vrag Indeks verteenwoordig 15 hoof graanroetes, insluitende vyf vanaf die Verenigde State van Amerika, en twee elk van ander hoof uitvoermasies (insluitende Argentinië, Swart See, Europa en Kanada); met basis 'n gemiddeld van die vier weke geëindig 11 Mei 2005 = 6000. Die opgedateerde indekse sal Donderdae op SAGIS se webwerf beskikbaar.



10. IMPORT PARITY PRICES – SUMMER GRAINS (b)

10. INVOERPARITEITPRYSE - SOMERGRANE (b)

INVOERPARITEITPRYSE VAN SOMERGRANE (BTW UITGESLT) SOOS OP				2018/03/27		IMPORT PARITY PRICES OF SUMMER GRAINS (VAT EXCL) AS ON	
ITEM	Nota/ Note	Mielies/Maize	Mielies/Maize	Sorghum	Sorghum	Sorghum	ITEM
		VSA/ USA Golf/Gulf (no.3Y)	Argentynse/ Argentine Up River	VSA/ USA Golf/Gulf	Argentynse/ Argentine Up River	Australiese/ Australian Brisbane	
		\$/t	\$/t	\$/t	\$/t	\$/t	
Internasionale VAB pryse	a	181.00	185.00	191.00	139.00	290.00	International FOB prices
Vraggeld	b	39.00	30.00	39.00	30.00	20.00	Freight Rates
Assuransie (0.3% van VAB)		0.54	0.56	0.57	0.42	0.87	Insurance (0.3% of FOB)
1 KOSTE, ASSURANSIE EN VRAG (KAV) \$/T		220.54	215.56	230.57	169.42	310.87	1 COST, INSURANCE AND FREIGHT (CIF) \$/T
<i>Omskakel na R/t</i>							<i>Converted to R/t</i>
R/\$ Wisselkoers op: 2018/03/27		11.6627	11.6627	11.6627	11.6627	11.6627	R/\$ Exchange rate on: 2018/03/27
2 KOSTE, ASSURANSIE EN VRAG (KAV) R/t		2572.09	2514.01	2689.07	1975.89	3625.58	2 COST, INSURANCE AND FREIGHT (CIF) R/t
Finansieringskoste	c	21.14	20.66	22.10	16.24	29.80	Financing cost
3 KOSTE, ASSURANSIE, VRAG EN FINANSIERING R/t		2593.23	2534.67	2711.17	1992.13	3655.38	3 COST, INSURANCE, FREIGHT AND FINANCING R/t
Aflaaiikoste:	d, e						Discharging cost
- Kaapstad		191.47	191.47	n/a	n/a	n/a	- Cape Town
- Durban		185.45	185.45	190.57	190.57	190.57	- Durban
Invoertarief	f	0.00	0.00	66.83	48.63	101.47	Import Tariff
4 VRY OP SPOOR (VOS) R/t							4 FREE ON RAIL (FOR) R/t
- Kaapstad		2784.70	2726.14	n/a	n/a	n/a	- Cape Town
- Durban		2778.68	2720.12	2778.00	2040.76	3756.85	- Durban
Spoorvragkoste	g						Railage cost
- Durban na Randfontein		460.20	460.20	460.20	460.20	460.20	- Durban to Randfontein
5 GELEWER:							5 DELIVERED:
- Durban na Randfontein R/ton		3238.88	3180.32	3238.20	2500.96	4217.05	- Durban to Randfontein R/ton

Notas/Notes:

a Bron van pryse en vraggeld : IGC GMI
Source of prices and freight rates: IGC GMI

2018/03/27

Termyn / Term	US\$/ton (VAB/FOB)	Vraggeld/Freight Rate:	US\$/ton
Apr 2018	181.00	US Golf / Gulf	39.00
Mrt/Mar 2018	185.00	Argentinië / Argentina	30.00
Apr 2018	191.00	Australië/Australia	20.00
Mrt/Mar 2018	139.00		
Mrt/Mar 2018	290.00		

b Vraggeld: bereken vir vragte van +/- 20 000 - 30 000t / Freight rates: calculated for freights of +/- 20 000 - 30 000t

c Finansieringskoste: 30 000t @ KAV @ primakoers vir 30 dae. Bron/Source: SARB 10.00% 2018/03/29
Financing cost: 30 000t @ CIF @ prime rate for 30 days.

	Mielies/Maize:	Sorghum
Kaapstad / Cape Town:	191.47	n/a
Durban:	185.45	190.57

d Aflaaiikoste / Discharging costs (R/ton):

Bron / Source: Mainport Africa Shipping

e Ingesluit: Kaai gelde, hantering, kaaibesig, agente/dokumentasie, logistiek & opnames (inspeksie van skeepsvrag) /
Included: Wharfage, handling, wharf supervision, agent/documentation, logistic & survey (inspection of shipload).
Uitgesluit: Gesondheidsinspeksie, skeepsagentskapfooi, strooktoetsingsfooi vir GMO, obergingskoste asook BTW en invoerbelasting /
Excluded: Health inspection fee, Ship agency fee, strip testing fees for GMO, storage costs as well as VAT and import duty.

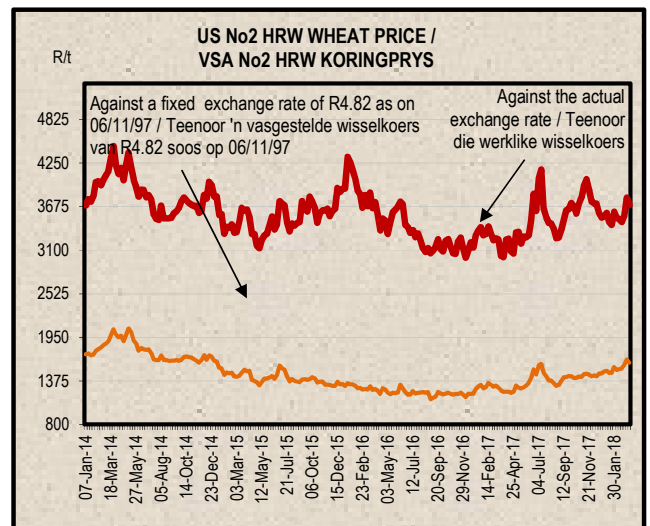
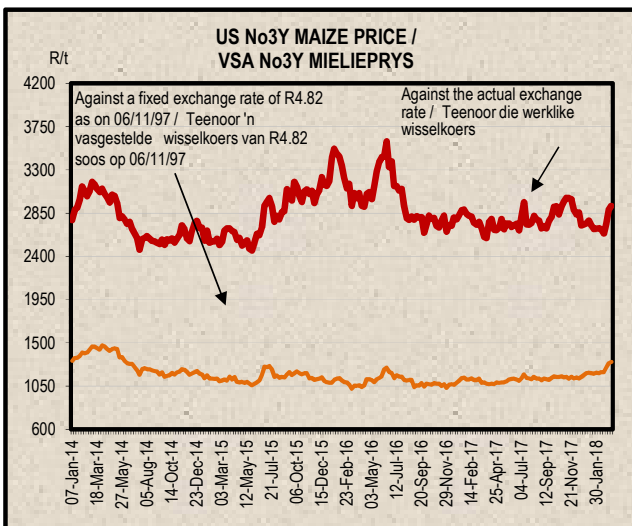
N.B: Slegs 'n aanduiding, aangesien koste van opname beding kan word / N.B: Indication only, as cost of survey can be negotiated.

f Invoertarief / Import Tariff

Mielies/Maize = Vry / Free
Sorghum = 3% op VAB / on FOB

g Neem asb. kennis dat Spoorwet se standaard spoorvrag op 1 April 2017 verhoog het na R460.20.

Please note that Spoornets standard railage cost has increased on 1 April 2017 to R460.20.



11. IMPORT PARITY PRICES – WINTER CEREALS (b)

11. INVOERPARITEITPARYSE - WINTERGRANE (b)

INVOERPARITEITPARYSE VAN WINTERGRANE (BTW UITGESLT) SOOS OP			2018/03/27				IMPORT PARITY PRICES OF WINTER CEREALS (VAT EXCL) AS ON		
ITEM	Nota/ Note	Koring/Wheat	Koring/Wheat	Koring/Wheat	Koring/Wheat	Gars/Barley	Gars/Barley	ITEM	
		VSA/ USA Golf/Gulf	VSA/ USA PNW	Argentynse/ Argentine Up River	EU Duitsland/ Germany	Australiese/ Australian Fremantle	Frans/ French Rouen		
		HRW	DNS	Trigo Pan	B kwaliteit/ quality	Mout/Malting	Mout/Malting		
Internasionale VAB pryse	a	\$/t	\$/t	\$/t	\$/t	\$/t	\$/t	International FOB prices	
Vraggeld	b	231.00	286.00	222.00	214.00	259.00	244.00	Freight Rates	
Assuransie (0.3% van VAB)		39.00	39.00	30.00	29.00	21.00	30.00	Insurance (0.3% of FOB)	
1 KOSTE, ASSURANSIE EN VRAG (KAV) \$/T		0.69	0.86	0.67	0.64	0.78	0.73	1 COST, INSURANCE AND FREIGHT (CIF) \$/T	
<i>Omskakel na R/t</i>		270.69	325.86	252.67	243.64	280.78	274.73	<i>Converted to R/t</i>	
R/\$ Wisselkoers op: 2018/03/27		11.6627	11.6627	11.6627	11.6627	11.6627	11.6627	R/\$ Exchange rate on: 2018/03/27	
2 KOSTE, ASSURANSIE EN VRAG (KAV) R/t		R/t	R/t	R/t	R/t	R/t	R/t	2 COST, INSURANCE AND FREIGHT (CIF) R/t	
		3156.98	3800.41	2946.81	2841.50	3274.65	3204.09		
Finansieringskoste	c	25.95	31.24	24.22	23.35	26.91	26.33	Financing cost	
3 KOSTE, ASSURANSIE, VRAG EN FINANSIERING R/t		3182.93	3831.65	2971.03	2864.85	3301.56	3230.42	3 COST, INSURANCE, FREIGHT AND FINANCING R/t	
Aflaai-koste	d, e							Discharging cost	
3.1 Kaapstad (Hoofsaaklik kaaihykraan metode)		191.47	191.47	191.47	191.47	199.17	199.17	3.1 Cape Town (Mainly shore cranes method)	
3.2 Durban (Hoofsaaklik suig-in-silo metode)		189.30	189.30	189.30	189.30	190.57	190.57	3.2 Durban (Mainly suction into silo method)	
Invoertarif op koring	f	716.30	716.30	716.30	716.30	0.00	0.00	Import Tariff on wheat	
4 VRYOP SPOOR (VOS) R/t								4 FREE ON RAIL (FOR) R/t	
4.1 Kaapstadhawe		4090.70	4739.42	3878.80	3772.62	3500.73	3429.59	4.1 Cape Town Harbour	
4.2 Durbanhawe		4088.53	4737.25	3876.63	3770.45	3492.13	3420.99	4.2 Durban Harbour	
Spoorvragkoste	g							Railage cost	
- Kaapstad na Paarl		119.27	119.27	119.27	119.27	n/a	n/a	- Cape Town to Paarl	
- Durban na Randfontein		460.20	460.20	460.20	460.20	460.20	460.20	- Durban to Randfontein	
5 GELEWER:								5 DELIVERED:	
- Kaapstad na Paarl R/ton		4209.97	4858.69	3998.07	3891.89	n/a	n/a	- Cape Town to Paarl R/ton	
- Durban na Randfontein R/ton		4548.73	5197.45	4336.83	4230.65	3952.33	3881.19	- Durban to Randfontein R/ton	

Notes/Notas:

2018/03/27

a Bron van pryse en vraggeld : IGC GMI
Source of prices and freight rates: IGC GMI

Termyn / Term	VAB/FOB US\$/tbn	Vraggeld / Freight Rate:	US\$/tbn	Gars/Barley = US\$ + 1
Koring/Wheat HRW No 2 (Hard Red Winter) Golf / Gulf	231.00	US (Golf / Gulf)	39.00	
Koring/Wheat DNS 14% No 2 (Dark Northern Spring) Golf / Gulf	286.00	Argentinië / Argentine (Upriver)	30.00	
Koring/Wheat Argentinië / Argentine (Up River) Trigo Pan	222.00	EEC (Bordeaux Hamburg)	29.00	30.00
Koring/Wheat EU (Duitsland / Germany) B kwaliteit / quality	214.00	Australië / Australia (Eastern)	20.00	21.00
Gars/Barley: Australiese moutgars/Australian malting barley (Adelaide)	259.00			
Gars/Barley: Franse moutgars/French malting barley (Rouen)	244.00			

b Vraggeld: bereken vir vragte van +/- 20 000 - 30 000t. / Freight rates: calculated for freights of +/- 20 000 - 30 000t.

c Finansieringskoste: 30 000t @ KAV @ primakoers vir 30 dae. Bron/Source: SARB 10.00% 2018/03/29
Financing cost: 30 000t @ CIF @ prime rate for 30 days.

d Aflaai-koste / Discharging cost (R/tbn):

	Koring/Wheat:	Gars/Barley:
Kaapstad / Cape Town:	191.47	199.17
Durban:	189.30	190.57

Bron / Source: Mainport Africa Shipping

e Ingesluit: Kaaisig, hantering, kaaisig, agent/dokumentasie, logistiek & opnames (inspeksie van skeepsvrag).
Included: Wharfage, handling, wharf supervision, agent/documentation, logistic & survey (inspection of shipload).

Uitgesluit: Gesondheidsinspeksie-, skeepagentskapboei, strookbetsingsboei vir GMO, opbergingskoste asook BTW en invoerbelasting.
Excluded: Health inspection fee, Ship agency fee, strip testing fees for GMO, storage costs as well as VAT and import duty.

N.B: Slegs 'n aanduiding, aangesien koste van opname beding kan word / N.B: Indication only, as cost of survey can be negotiated.

f Invoertarif / Import Tariff

Koring/Wheat = R910.00 p/tbn

Gars/Barley = Vry/Free

g Neem asb. Kennis dat Spoometse standaard spoorvrag op 1 April 2017 verhoog het soos volg:

Kaapstad na Paarl R119.27 en Durban na Randfontein R460.20.

Please note that on 1 April 2017 Spoometse standard railage cost has increased as follows:

Cape Town to Paarl R119.27 and Durban to Randfontein R460.20.

12. IMPORT PARITY PRICES – OIL SEEDS (b)(e)(f)

12. INVOERPARITEITPRYSE - OLIESADE (b)(e)(f)

INVOERPARITEITPRYSE VAN OLIESADE (BTW UITGESLT) SOOS OP			2018/03/27						IMPORT PARITY PRICES OF OIL SEEDS (VAT EXCL) AS ON	
ITEM	Nota/ Note	Sojabone/ Soybeans	Sojabone/ Soybeans	Sojabone/ Soybeans	Sonneblom/ Sunflower	Canola	Grondbone/ Groundnuts	Grondbone/ Groundnuts	ITEM	
		VSA/ USA Golf/Gulf	Argentynse/ Argentine Up River	Brazilië/ Brazil Paranagua	EU Franse/ French Bordeaux	Kanadese/ Canadian Vancouver	Argentynse/ Argentine Raw Runners 40/50	VSA/ USA Raw Runners 40/50		
		\$/t	\$/t	\$/t	\$/t	\$/t	\$/t	\$/t		
Internasionale VAB pryse	a	400.00	394.00	412.00	407.00	441.00	1310.00 *	1221.00 *	International FOB prices	
Vraggeld	b	39.00	30.00	30.00	29.00	30.00	90.00	39.00	Freight Rates	
Assuransie (0.3% van VAB)		1.20	1.18	1.24	1.22	1.32	3.93	3.66	Insurance (0.3% of FOB)	
1 KOSTE, ASSURANSIE EN VRAG (KAV) \$/T Omskakel na R/t R/\$ Wisselkoers op: 2018/03/27		440.20	425.18	443.24	437.22	472.32	1403.93	1263.66	1 COST, INSURANCE AND FREIGHT (CIF) \$/T Converted to R/t R/\$ Exchange rate on: 2018/03/27	
2 KOSTE, ASSURANSIE EN VRAG (KAV) R/t		11.6627	11.6627	11.6627	11.6627	11.6627	11.6627	11.6627	2 COST, INSURANCE AND FREIGHT (CIF) R/t	
3 KOSTE, ASSURANSIE, VRAG EN FINANSIERING R/t	c	5133.92	4958.75	5169.38	5099.17	5508.53	16373.61	14737.69	3 COST, INSURANCE, FREIGHT AND FINANCING R/t	
Finansieringskoste		42.20	40.76	42.49	41.91	45.28	134.58	121.13	Financing cost	
4 VRY OP SPOOR (VOS) R/t Durban	d, e	5176.12	4999.51	5211.87	5141.08	5553.81	16508.19	14858.82	4 FREE ON RAIL (FOR) R/t Durban	
Aflaaikoste: Durban	f	190.57	190.57	190.57	190.57	190.57	612.66	612.66	Discharging cost: Durban	
Invoertarif		373.21	367.61	384.40	0.00	514.33	1527.81	1424.02	Import Tariff	
5 GELEWER: - Durban na Randfontein R/ton	g	5739.90	5557.69	5786.84	5331.65	6258.71	18648.66	16895.50	5 DELIVERED: - Durban to Randfontein R/ton	
		460.20	460.20	460.20	460.20	460.20	-	-	Railage cost - Durban to Randfontein	
		6200.10	6017.89	6247.04	5791.85	6718.91	-	-		

Notas/Notes:

a Bron van pryse en vraggeld / Source of prices and freight rates : IGC (GMI), Geogalos Peanut World & Oilworld
2018/03/27

Termyn / Term	US\$/ton (VAB/FOB)	Vraggeld/Freight Rate:	US\$/ton
Sojabone/Soybeans: VSA/USA (Golf/Gulf)	400.00	US Golf / Gulf	39.00
Sojabone/Soybeans: Argentinië/Argentina (Up River)	394.00	Argentinië / Argentina	30.00
Sojabone/Soybeans: Brazilië/Brazil (Paranagua)	412.00	EEC (Bordeaux/Hamburg)	29.00
Sonneblom/Sunflower: EU Frankryk/France (Bordeaux)	407.00	Kanada/Canada (North Pacific)	30.00
Canola: Kanada/Canada (Vancouver)	441.00	Grondbone/Groundnuts (ARG)	90.00
Grondbone/Groundnuts: Argentinië/Argentina (Raw Runner 40/50)	1310.00		
Grondbone/Groundnuts: VSA/USA (Runners 40/50)	1221.00		

b Vraggeld: bereken vir vragte van +/- 20 000 - 30 000t / Freight rates: calculated for freights of +/- 20 000 - 30 000t

c Finansieringskoste: 30 000t @ KAV @ primakoers vir 30 dae. Bron/Source: SARB 10.00% 2018/03/29
Financing cost 30 000t @ CIF @ prime rate for 30 days.

d Aflaaikoste / Discharging costs (R/ton):

	Sojabone/ Soybeans	Sonneblom/ Sunflower	Canola	Grondbone/ Groundnuts
Bron / Source: Mainport Africa Shipping				
Durban:	190.57	190.57	190.57	612.66

e Aflaaikoste / Discharging fees:

Ingesluit: Kaaigelde, hantering, kaaibesig, agente/dokumentasie, logistiek & opnames (inspeksie van skeepsvrag) /
Included: Wharfage, handling, wharf supervision, agent/documentation, logistic & survey (inspection of shipload).
Uitgesluit: Gesondheidsinspeksie-, skeepagentskapfooi, strooktoetsingsfooi vir GMO, obergingskoste asook BTW en invoerbelasting /
Excluded: Health inspection fee, Ship agency fee, strip testing fees for GMO, storage costs as well as VAT and import duty.
N.B: Slegs 'n aanduiding, aangesien koste van opname beding kan word / N.B: Indication only, as cost of survey can be negotiated.

f Invoertarif / Import Tariff:

Sojabone/Soybeans = 8% op VAB / on FOB
Sonneblom/Sunflower = Vry / Free
Canola = 10% op VAB / on FOB
Grondbone/Groundnuts = 10% op VAB / on FOB

g Neem asb. Kennis dat Spoorwet se standaard spoorvrag op 1 April 2017 verhoog het na R460.20.

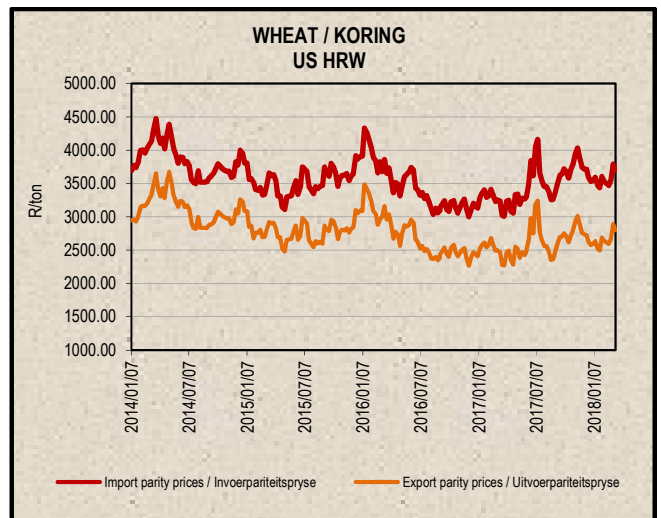
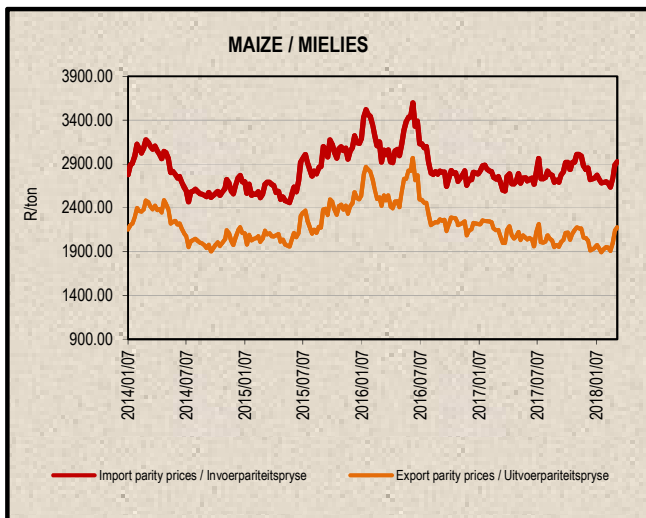
Please note that on 1 April 2017 Spoorwet's standard railage cost has increased to R460.20.

* Kwotasies is k.a.v. pryse. VAB pryse dus berekende pryse (kav minus vraggeld) / Quotes are c.i.f. prices. FOB prices are therefore calculated prices (cif minus freight rates).

13. EXPORT PARITY PRICES (b)

13. UITVOERPARITEITPRYSE (b)

INDICATIVE EXPORT PARITY PRICES AS ON	2018/03/27				AANDUIDENDE UITVOERPARITEITSPRYSE SOOS OP
This is only an example of how an export parity price can be calculated - it can vary according to need	US No3Y Maize/ Mielies Gulf/Golf (b) Apr 2018	US HRW Wheat/Koring Gulf/Golf (b) Apr 2018	US DNS 14% Wheat/Koring PNW (b) Apr 2018	Argentine Raw Runner 40/50 Groundnuts/ Grondbone (f) May/Mei 2018	Hierdie is slegs 'n voorbeeld van hoe 'n uitvoerpariteitsprys bereken kan word - dit kan varieer volgens behoefte
FOB Gulf value (\$/t)	181.00	231.00	286.00	1310.00	VAB Golfwaarde (\$/t)
Difference in quality and locality of SA ¹ Maize: Plus US\$10 (\$/t) Groundnuts: Less 3,5% of fob value	\$10.00			96,5%	Kwaliteits- en liggingsverskil van SA ¹ Mielies: Plus VSA\$10 (\$/t) Grondbone: Min 3,5% van vab waarde
SA fob price (\$/t)	191.00	231.00	286.00	1264.15	SA vab prys (\$/t)
Exchange rate (1\$=: (2018/03/27)	11.6627	11.6627	11.6627	11.6627	Wisselkoers (1\$=: (2018/03/27)
FOB Gulf value (R/t)	2227.58	2694.08	3335.53	14743.40	VAB Golfwaarde (R/t)
Marketing costs:					Bemerkings koste:
Financing (Prime rate 10% - 30 days) (R/t)	18.31	22.14	27.42	121.18	Finansieringskoste (Primakoers 10% - 30 dae) (R/t)
Railage: ² Randfontein – Durban harbour	460.20	460.20	460.20	-	Spoorvrag: ² Randfontein – Durbanhawe
Loading costs: (R/t) ³ Durban Harbour (Mainly spout method)	170.98	182.97	182.97	508.83	Oplaikoste: (R/t) ³ Durbanhawe (Hoofsaaklik tregeter metode)
EXPORT REALISATION (R/t):					UITVOER REALISASIE (R/t):
Randfontein	1578.09	2028.77	2664.94	14113.39	Randfontein
<i>Difference in quality and locality of SA (As requested by the industry)</i>			1		<i>Kwaliteits- en liggingsverskil van SA (Soos deur die bedryf versoek)</i>
<i>As from 14 June 2012, the discount/rebate will no longer be used to calculate the export parity price on US HRW and a new calculation will be added for US DNS, also without the discount/rebate.</i>					<i>Vanaf 14 Junie 2012 sal die diskonto/premie nie meer gebruik word by die berekening van die uitvoerpariteitprys van US HRW nie en 'n nuwe berekening word nou vir US DNS gedoen, ook sonder diskonto/premie.</i>
<i>Railage costs: Please note that on 1 April 2017 Spoomet's standard railage cost has increased to R460.20.</i>			2		<i>Spoorvrag koste: Neem asb. Kennis dat Spoomet se standaard spoorvrag op 1 April 2017 verhoog het na R460.20.</i>
<i>Loading costs, received from Mainport Africa Shipping: Included: Cargo dues, handling, wharf supervision, agency/documentation, logistics & surveys (inspection of cargo). Excluded: Ship agent fees, health & PPECB inspections, storage facility & transport costs to storage facility, VAT & duties.</i>			3		<i>Oplaikoste, ontvang van Mainport Africa Shipping: Ingesluit: Kaaigelde, hantering, kaaitoesig, agente/dokumentasie, logistiek & opnames (inspeksie van skeepsvrag) Uitgesluit: Skeepagentskaps-, inspeksie-, opbergings- en vervoerkoste na opbergingsfasiliteit, BTW & invoerbelasting.</i>



14. WEATHER

For local weather, please follow the link below:

www.weathersa.co.za

14. WEER

Vir plaaslike weer, volg asseblief die onderstaande skakel:

www.weathersa.co.za

Sources /Bronne:

(a) = Safex; (b) = International Grains Council; (c) = CBOT; (d) = KCBT;

(e) = Oil World; (f) = Georganos Peanut World.

* Formula according to ITAC (International Trade Administration Commission of South Africa)/
Formule volgens ITAC (International Trade Administration Commission of South Africa)

SAGIS

Nico Hawkins

General Manager / Hoofbestuurder

Indemnity/Vrywaring: Although everything has been done to ensure the accuracy of the information, neither SAGIS nor any of its directors or employees takes any responsibility for actions or losses that might occur as a result of the usage of this information. / Alhoewel alles gedoen is om te verseker dat die inligting korrek is, aanvaar nie SAGIS of enige van sy direkteure of werknemers verantwoordelikheid vir enige aksies of verliese as gevolg van die inligting wat gebruik is nie.