

SAGIS WEEKLY BULLETIN / SAGIS WEEKLIKSE BULLETIN

1. Producer Deliveries (ton):			1. Produsentelewerings (ton):	
Commodity	Latest week/ Jongste week: 28 Apr - 4 May 2018	Total: current marketing year/ Totaal: huidige bemarkingsjaar	Total: same period previous marketing year/ Totaal: selfde periode vorige bemarkingsjaar	Kommoditeit
White maize	13 573	13 573	88 229	Witmielies
Yellow maize	15 034	15 034	79 839	Geelmielies
Total: maize	28 607	28 607	168 068	Totaal: mielies
Wheat	767	1 483 653	1 845 468	Koring

2. Imports (ton):			2. Invoere (ton):	
2.1 Imports for RSA			2.1 Invoere vir RSA	
Commodity	Latest week/ Jongste week: 28 Apr - 4 May 2018	Total: current marketing year/ Totaal: huidige bemarkingsjaar	Total: same period previous marketing year/ Totaal: selfde periode vorige bemarkingsjaar	Kommoditeit
White maize	0	0	0	Witmielies
Yellow maize	0	0	0	Geelmielies
Maize Total	0	0	0	Mielies Totaal
Wheat	0	1 153 607	471 253	Koring

Origin of imports / Oorsprong van invoere

White maize/Witmielies	Yellow maize/Geelmielies	Wheat/Koring
		Argentina
		Germany
		Latvia
		Lithuania
		Romania
		Russia
		Ukraine
		USA

2.2 Imports for other countries

2.2 Invoere vir ander lande

White maize	0	0	0	Witmielies
Yellow maize	0	0	0	Geelmielies
Maize Total	0	0	0	Mielies Totaal
Wheat	0	142 382	136 137	Koring

Origin of imports / Oorsprong van invoere

White maize/Witmielies	Yellow maize/Geelmielies	Wheat/Koring
		Argentina
		Germany
		Latvia
		Lithuania
		Russia
		Ukraine
		USA

3. Exports (ton):

3.1 RSA Exports

Commodity	Latest week/ Jongste week: 28 Apr - 4 May 2018	Total: current marketing year/ Totaal: huidige bemarkingsjaar	Total: same period previous marketing year/ Totaal: selfde periode vorige bemarkingsjaar	Kommoditeit
White maize	63 283	63 283	10 928	Witmielies
Yellow maize	2 470	2 470	2 445	Geelmielies
Maize Total	65 753	65 753	13 373	Mielies Totaal
Wheat	1 870	32 437	64 729	Koring

Destination of exports / Bestemming van uitvoere

White maize/Witmielies	Yellow maize/Geelmielies	Wheat/Koring
Botswana	Botswana	Botswana
Lesotho	Mozambique	Lesotho
Mozambique	Namibia	Namibia
Namibia	Swaziland	Swaziland
Spain		Zambia
Swaziland		Zimbabwe

3.2 Imports for Exports

Commodity	0	0	1 879	Witmielies
White maize	0	0	0	Geelmielies
Yellow maize	0	0	1 879	Mielies Totaal
Maize Total	0	0	1 879	Koring
Wheat	384	138 223	142 342	

3.2 Invoere vir Uitvoere

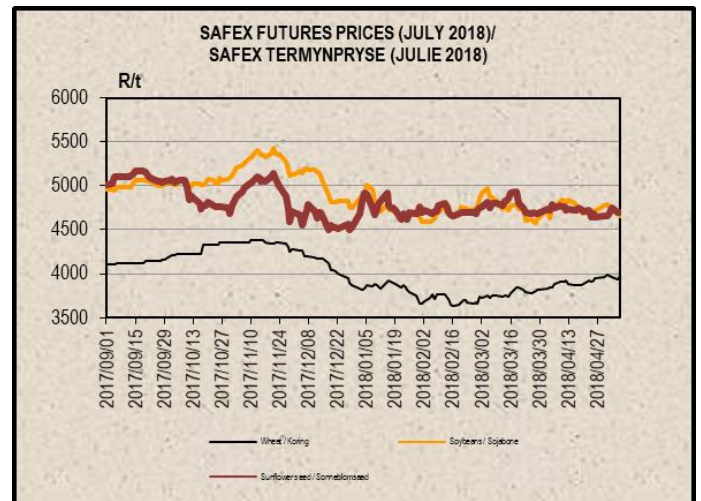
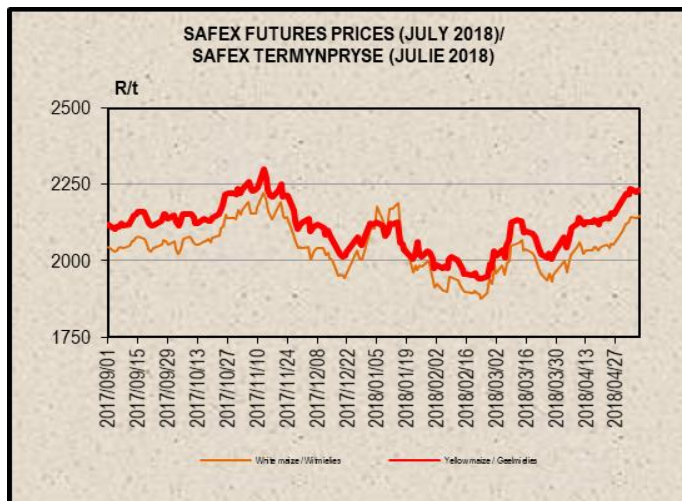
Destination of exports / Bestemming van uitvoere

White maize/Witmielies	Yellow maize/Geelmielies	Wheat/Koring
		Botswana
		Lesotho
		Mozambique
		Swaziland
		Zimbabwe

4. DOMESTIC PRICES PER SAFEX (R/t)(a)

4. PLAASLIKE PRYSE VOLGENS SAFEX (R/t)(a)

Commodity	Future Prices / Termynpryse (2018/05/08) R/ton					Kommoditeit
	May-18	Jul-18	Sep-18	Dec-18	Mar-19	
White maize	2109.00	2148.00	2199.00	2275.00	2304.00	Witmielies
Yellow maize	2191.00	2232.00	2283.00	2349.00	2377.00	Geelmielies
Wheat	3933.00	3974.00	3914.00	3858.00	3947.00	Koring
Sunflower	4575.00	4695.00	4830.00	4925.00	4900.00	Sonneblom
Soybeans	4565.00	4651.00	4750.00	4862.00	4940.00	Sojabone
Sorghum	3103.00	3000.00	3352.00	3385.00	3600.00	Sorghum



5. IMPORT TARIFF ON MAIZE (b)*

5. INVOERTARIEF OP MIELIES (b)*

Derived US No2Y Yellow Maize fob (Gulf) (b)	2018-05-02	2018-05-03	2018-05-04	2018-05-07	2018-05-08	Afgeleide VSA No2Y Geelmielies vab (Golf) (b)
RSA Initial Reference Price	\$110.00					RSA Oorspronklike Verwysingsprys
Base price (\$/t)	117.65	117.65	117.65	117.65	117.65	Basisprys (\$/t)
Daily price (\$/t) (IGC)	197.60	198.60	198.60	196.60	198.60	Daaglikse prys (\$/t) (IGC)
Average of 21 days (\$/t)	194.79	195.36	195.60	195.70	195.84	Gemiddeld van 21 dae (\$/t)
Deviation from base price (\$/t)	-77.14	-77.71	-77.95	-78.05	-78.19	Afwyking van basisprys (\$/t)
Duty on maize (\$/t)	-84.79	-85.36	-85.60	-85.70	-85.84	Reg op mielies (\$/t)
R/\$ Exchange rate (average of 21 days)	12.1631	12.1992	12.2338	12.2558	12.2816	R/\$ Wisselkoers (gemiddeld van 21 dae)
Duty on maize before adjustment (R/t)	-1031.31	-1041.32	-1047.21	-1050.32	-1054.25	Reg op mielies voor aanpassing (R/t)
Real effective exchange rate index	0.9230	0.9230	0.9230	0.9230	0.9230	Reële effektiewe wisselkoersindeks
Duty on maize (R/t)	-951.90	-961.14	-966.58	-969.45	-973.08	Reg op mielies (R/t)
Tariff Gazetted 2006/12/08	R0.00/t					Tarief gepubliseer 2006/12/08

6. IMPORT TARIFF ON WHEAT (b)*

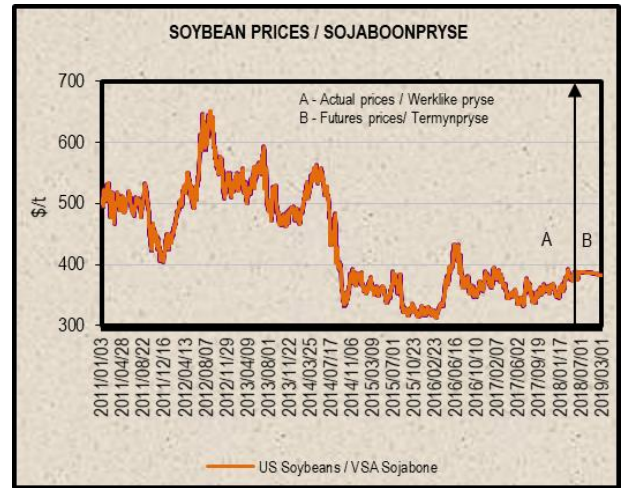
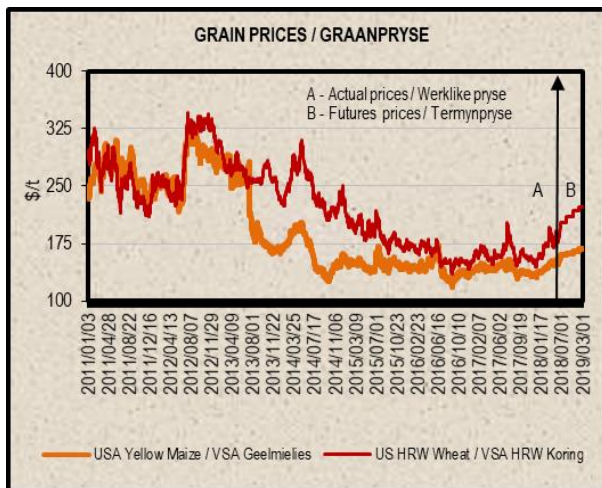
6. INVOERTARIEF OP KORING (b)*

US No2 HRW fob (Gulf)	2018/04/10	2018/04/17	2018/04/24	2018/05/01	2018/05/08	VSA No2 HRW vab (Golf)
RSA Initial Reference Price	279.00	279.00	279.00	279.00	279.00	RSA Oorspronklike Verwysingsprys
Base price (\$/t)	250.33	239.00	239.00	239.00	239.00	Basis prys (\$/t)
Weekly price (\$/t) (IGC)	249.00	235.00	240.00	253.00	247.00	Weeklikse prys (\$/t) (IGC)
3 Weeks moving average (\$/t)	239.00	240.33	241.33	242.67	246.67	3 Weke skuivende gemiddeld (\$/t)
Deviation from base price (\$/t)	11.33	-1.33	-2.33	-3.67	-7.67	Afwyking van basisprys (\$/t)
Number of weeks that the deviation is more than \$10	3					Aantal weke wat die afwyking meer as \$10 is
Calculated duty on wheat (\$/t)	40.00	38.67	37.67	36.33	32.33	Berekende reg op koring (\$/t)
R/\$ exchange rate	12.1081	12.0305	12.3029	12.6219	12.5770	R/\$ wisselkoers
Calculated duty before adjustment (R/t)	484.32	465.22	463.45	458.55	406.61	Berekende reg voor aanpassing (R/t)
Real effective exchange rate Index	0.9028	0.9028	0.9028	0.9230	0.9230	Reële effektiewe wisselkoersindeks
Calculated duty on wheat (R/t)	437.25	420.00	418.40	423.24	375.31	Berekende reg op koring (R/t)
Tariff Gazetted 2018/04/06 (R/t)	R 394.90					Tarief gepubliseer 2018/04/06 (R/t)

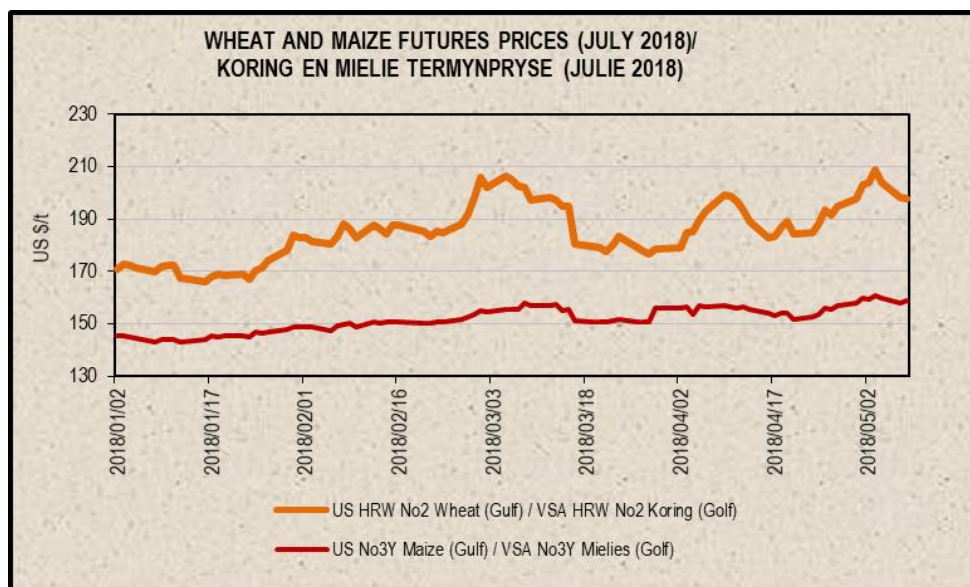
7. PRICES – INTERNATIONAL (US\$/t)

7. PRYSE - INTERNASIONAAL (VSA\$/t)

FOB (US\$/t)	Export Quotations/ Uitvoerkwotasie (b)(e)(f)				VAB (VSA\$/t)
	2018/05/08	2018/05/01	2018/04/24	2018/04/17	
US No 2 HRW Wheat (Gulf)	247.00	253.00	240.00	235.00	VSA No 2 HRW Koring (Golf)
US DNS Wheat 14% PNW	297.00	306.00	293.00	293.00	VSA DNS Koring 14% PNW
Argentine Wheat (Up River)	258.00	240.00	234.00	225.00	Argentynse Koring (Up River)
EC (France) Wheat (grade 1)	203.00	206.00	205.00	209.00	EU (Frankryk) Koring (graad 1)
EC (Germany) B Quality Wheat	210.00	215.00	211.00	215.00	EU (Duitsland) B Kwaliteit Koring
Russia Milling 12.5%	214.00	214.00	214.00	214.00	Swart See Maalkoring
US No 3Y Maize (Gulf)	197.00	196.00	193.00	193.00	VSA No3Y Mielies (Golf)
Argentine Maize (Up River)	192.00	193.00	188.00	191.00	Argentynse Mielies (Up River)
US Sorghum (Gulf)	192.00	191.00	185.00	193.00	VSA Sorghum (Golf)
Argentine Sorghum (Up River)	149.00	153.00	150.00	145.00	Argentynse Sorghum (Up River)
US Soybeans (Gulf)	404.00	415.00	412.00	423.00	VSA Sojabone (Gulf)
Argentine Soybeans (Up River)	415.00	425.00	419.00	424.00	Argentynse Sojabone (Up River)
Canadian Canola	446.00	452.00	460.00	459.00	Kanadese Canola
Argentine Groundnuts Runners 40/50	1460.00	1410.00	1410.00	1310.00	Argentynse Grondbone 40/50 Runners
US Groundnuts Runners 40/50 shelled	1392.00	1392.00	1392.00	1392.00	VSA Grondbone 40/50 Runners uitgedop
Australian Maltng Barley (Commander Malt)	247.00	250.00	250.00	256.00	Australiese Moutgars (Commander Mout)



Futures prices (US\$/t) / Termynpryse (VSA\$/t) (c)(d) (2018/05/08)							
Commodity	May-18	Jul-18	Sep-18	Dec-18	Mar-19	May-19	Kommoditeit
US No3 Yellow maize	155.66	158.73	161.88	165.11	168.57	170.54	VSA No3 Geelmielies
US No2 HRW wheat	190.48	197.75	204.44	213.85	220.46	223.11	VSA No2 HRW koring
US Soybeans	371.55	374.86	376.11	n/a	373.83	373.83	VSA Sojabone



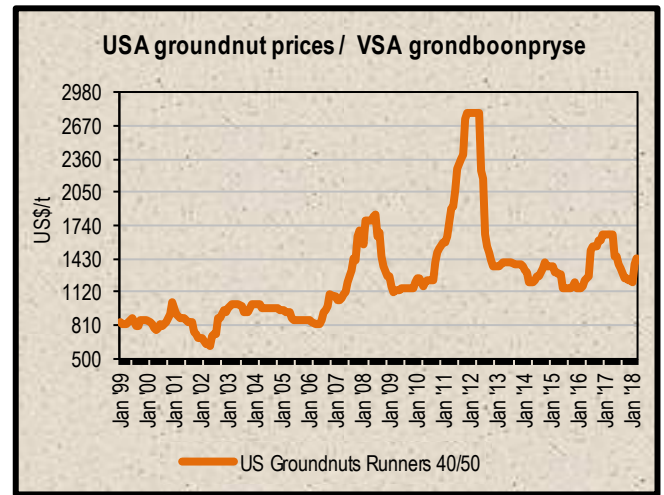
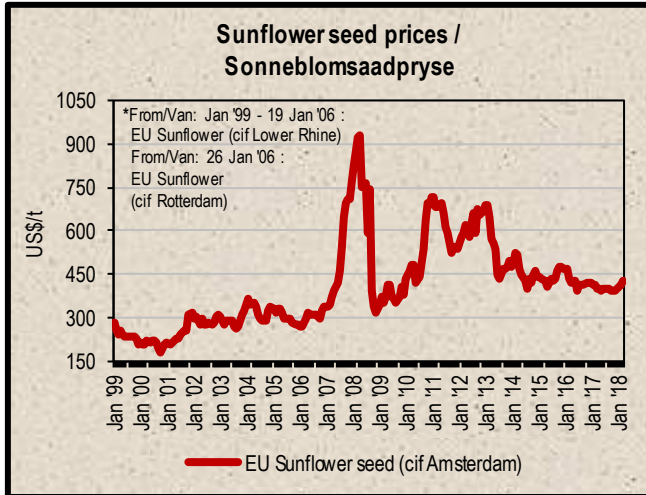
8. LOWEST REPRESENTATIVE ASKING PRICES
(US\$/t)(e)(f)(Prices of previous week)

8. LAAGSTE VERTEENWOORDIGENDE PRYSE GEVRA
(Pryse van vorige week)(VSA\$/t)(e)(f)

US\$/t	2018/05/03	2018/04/26	Change/ Verandering	VSA\$/t
Soybeans, Brazil, c.i.f. Rotterdam	460	459	0.2%	Sojabone, Brasilië, k.a.v. Rotterdam
Soybeans, USA, c.i.f. Rotterdam	440	439	0.2%	Sojabone, VSA, k.a.v. Rotterdam
Groundnuts, USA Runners 40/50*	1430	1430	0.0%	Grondbone, VSA Runners 40/50*
Groundnuts, Argentine Runners 40/50*	1550	1500	3.3%	Grondbone, Argentynse Runners 40/50*
Groundnut-oil, c.i.f. Rotterdam	1330	1330	0.0%	Grondboon-olie, k.a.v. Rotterdam
Sunflower seed, EU c.i.f. Amsterdam	424	424	0.0%	Sonneblomsaad, EU k.a.v. Amsterdam
Sunflower-oil, EU (fob) N.W. Europe	792	805	-1.6%	Sonneblom-olie, EU (vab) N.W. Eur.
Rapeseed, Europe, 00, c.i.f. Hamburg	411	414	-0.7%	Raapsaad, Europa, 00, k.a.v. Hamburg

* Shelled, c.i.f. Rotterdam

* Uitgedop k a v Rotterdam



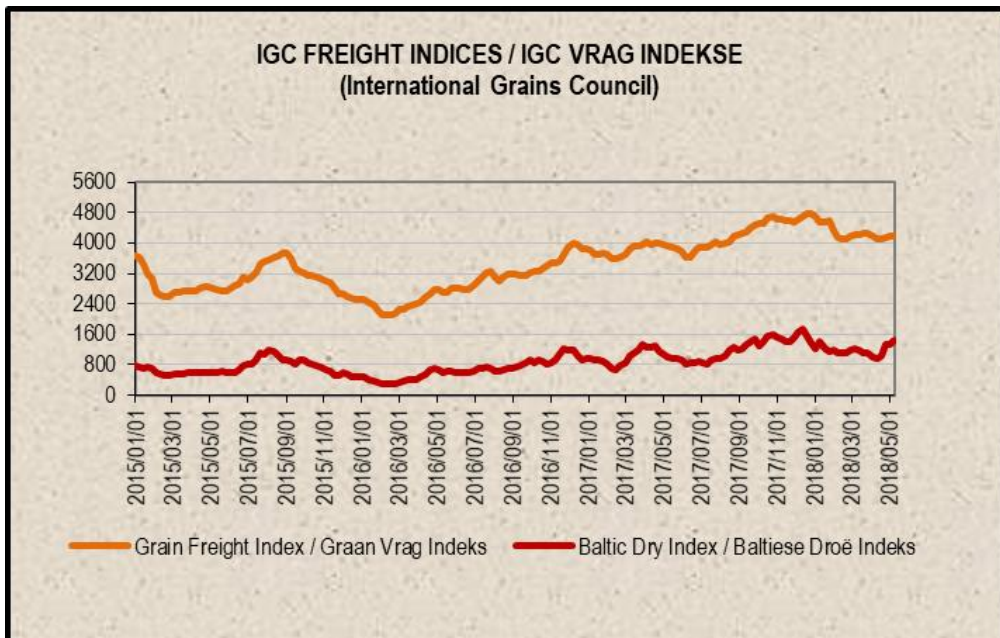
9. IGC FREIGHT INDICES (b)

9. IGC VRAG INDEKSE (b)

IGC FREIGHT INDICES / IGC VRAG INDEKSE							
	2018/04/03	2018/04/10	2018/04/17	2018/04/24	2018/05/01	2018/05/08	
Grain Freight Index*	4164	4115	4115	4145	4164	4164	Graan Vrag Indeks*
Baltic Dry Index	1016	974	1052	1330	1327	1432	Baltiese Droë Indeks

* IGC Grain Freight Index represents 15 major grain routes, including five from the United States of America, and two each from other main exporting nations (including Argentina, Black Sea, Europe and Canada); with base an average of the four weeks ending 11 May 2005 = 6000. The updated indices will be available on Thursdays on SAGIS' website.

* IGC Graan Vrag Indeks verteenwoordig 15 hoof graanroetes, insluitende vyf vanaf die Verenigde State van Amerika, en twee elk van ander hoof uitvoermasies (insluitende Argentinië, Swart See, Europa en Kanada); met basis 'n gemiddeld van die vier weke geëindig 11 Mei 2005 = 6000. Die opgedateerde indekse sal Donderdae op SAGIS se webwerf beskikbaar.



10. IMPORT PARITY PRICES – SUMMER GRAINS (b)

10. INVOERPARITEITPRYSE - SOMERGRANE (b)

INVOERPARITEITPRYSE VAN SOMERGRANE (BTW UITGESLT) SOOS OP				2018/05/08		IMPORT PARITY PRICES OF SUMMER GRAINS (VAT EXCL) AS ON	
ITEM	Nota/ Note	Mielies/Maize	Mielies/Maize	Sorghum	Sorghum	Sorghum	ITEM
		VSA/ USA Golf/Gulf (no.3Y)	Argentynse/ Argentine Up River	VSA/ USA Golf/Gulf	Argentynse/ Argentine Up River	Australiese/ Australian Brisbane	
		\$/t	\$/t	\$/t	\$/t	\$/t	
Internasionale VAB pryse	a	197.00	192.00	192.00	149.00	307.00	International FOB prices
Vraggeld	b	38.00	31.00	38.00	31.00	20.00	Freight Rates
Assuransie (0.3% van VAB)		0.59	0.58	0.58	0.45	0.92	Insurance (0.3% of FOB)
1 KOSTE, ASSURANSIE EN VRAG (KAV) \$/t		235.59	223.58	230.58	180.45	327.92	1 COST, INSURANCE AND FREIGHT (CIF) \$/T
<i>Omskakel na R/t</i>							<i>Converted to R/t</i>
R/\$ Wisselkoers op: 2018/05/08		12.5770	12.5770	12.5770	12.5770	12.5770	R/\$ Exchange rate on: 2018/05/08
2 KOSTE, ASSURANSIE EN VRAG (KAV) R/t		2963.02	2811.97	2900.00	2269.52	4124.25	2 COST, INSURANCE AND FREIGHT (CIF) R/t
Finansieringskoste	c	24.35	23.11	23.84	18.65	33.90	Financing cost
3 KOSTE, ASSURANSIE, VRAG EN FINANSIERING R/t		2987.37	2835.08	2923.84	2288.17	4158.15	3 COST, INSURANCE, FREIGHT AND FINANCING R/t
Afhaalikoste:	d, e						Discharging cost:
- Kaapstad		191.47	191.47	n/a	n/a	n/a	- Cape Town
- Durban		185.45	185.45	190.57	190.57	190.57	- Durban
Invoertarif	f	0.00	0.00	72.44	56.22	115.83	Import Tariff
4 VRY OP SPOOR (VOS) R/t							4 FREE ON RAIL (FOR) R/t
- Kaapstad		3178.84	3026.55	n/a	n/a	n/a	- Cape Town
- Durban		3172.82	3020.53	2996.28	2344.39	4273.98	- Durban
Spoorvragkoste	g						Railage cost
- Durban na Randfontein		460.20	460.20	460.20	460.20	460.20	- Durban to Randfontein
5 GELEWER:							5 DELIVERED:
- Durban na Randfontein R/ton		3633.02	3480.73	3456.48	2804.59	4734.18	- Durban to Randfontein R/ton

Notas/Notes:

a Bron van pryse en vraggeld : IGC GMI
Source of prices and freight rates: IGC GMI

2018/05/08

Termyn / Term	US\$/ton (VAB/FOB)	Vraggeld/Freight Rate:	US\$/ton
Mielies/Maize: VSA/USA (Golf/Gulf No.3Y)	197.00	US Golf / Gulf	38.00
Mielies/Maize: Argentinië/Argentine (Up River)	192.00	Argentinië / Argentina	31.00
Sorghum: VSA/USA (Golf / Gulf Milo)	192.00	Australië/Australia	20.00
Sorghum: Argentinië/Argentine (Up River)	149.00		
Sorghum: Australië/Australia (Brisbane)	307.00		

b Vraggeld: bereken vir vragte van +/- 20 000 - 30 000t / Freight rates: calculated for freights of +/- 20 000 - 30 000t

c Finansieringskoste: 30 000t @ KAV @ primakoers vir 30 dae. Bron/Source: SARB 10.00% 2018/03/29
Financing cost: 30 000t @ CIF @ prime rate for 30 days.

d Afhaalikoste / Discharging costs (R/ton):

	Mielies/Maize:	Sorghum
Kaapstad / Cape Town:	191.47	n/a
Durban:	185.45	190.57

Bron / Source: Mainport Africa Shipping

e Ingesluit: Kaaigelde, hantering, kaaitoesig, agente/dokumentasie, logistiek & opnames (inspeksie van skeepsvrag) / Included: Wharfage, handling, wharf supervision, agent/documentation, logistic & survey (inspection of shipload).

Uitgesluit: Gesondheidsinspeksie-, skeepsagentskapfooi, strookbetsingsfooi vir GMO, obergingskoste asook BTW en invoerbelasting / Excluded: Health inspection fee, Ship agency fee, strip testing fees for GMO, storage costs as well as VAT and import duty.

N.B: Slegs 'n aanduiding, aangesien koste van opname beding kan word / N.B: Indication only, as cost of survey can be negotiated.

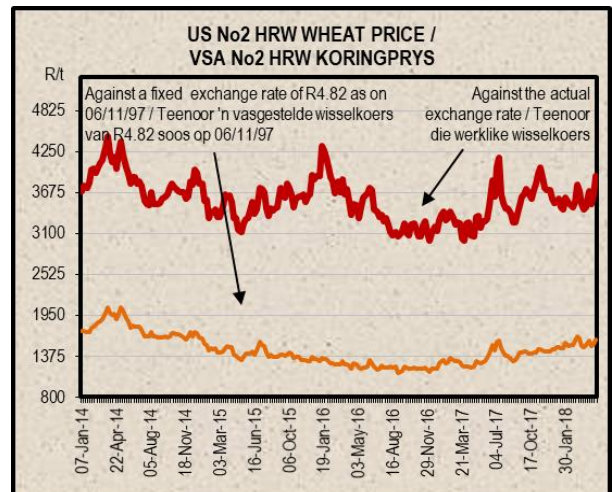
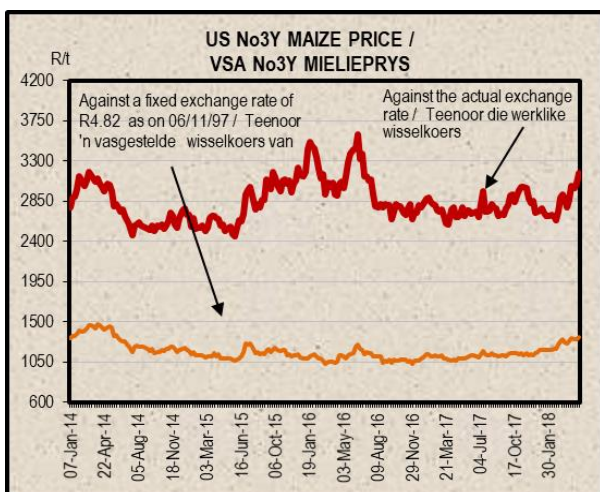
f Invoertarif / Import Tariff:

Mielies/Maize = Vry / Free

Sorghum = 3% op VAB / on FOB

g Neem asb. kennis dat Spoorwet se standaard spoorvrag op 1 April 2017 verhoog het na R460.20.

Please note that Spoornets standard railage cost has increased on 1 April 2017 to R460.20.



11. IMPORT PARITY PRICES – WINTER CEREALS (b)

11. INVOERPARITEITPRYSSE - WINTERGRANE (b)

INVOERPARITEITPRYSSE VAN WINTERGRANE (BTW UITGESLT) SOOS OP				2018/05/08				IMPORT PARITY PRICES OF WINTER CEREALS (VAT EXCL) AS ON			
ITEM	Nota / Note	Koring/Wheat	Koring/Wheat	Koring/Wheat	Koring/Wheat	Gars/Barley	Gars/Barley	ITEM			
		VSA/ USA Golf/Gulf	VSA/ USA PNW	Argentynse/ Argentine Up River	EU Duitsland/ Germany B kwaliteit/ quality	Australiese/ Australian Fremantle	Fransse/ French Rouen				
		HRW	DNS	Trigo Pan		Mout/Malting	Mout/Malting				
		\$/t	\$/t	\$/t	\$/t	\$/t	\$/t				
Internasionale VAB pryse	a	247.00	297.00	258.00	210.00	247.00	244.00	International FOB prices			
Vraggeld	b	38.00	38.00	31.00	29.00	21.00	30.00	Freight Rates			
Assuransie (0.3% van VAB)		0.74	0.89	0.77	0.63	0.74	0.73	Insurance (0.3% of FOB)			
1 KOSTE, ASSURANSIE EN VRAG (KAV) \$/T		285.74	335.89	289.77	239.63	268.74	274.73	1 COST, INSURANCE AND FREIGHT (CIF) \$/T			
<i>Omskakel na R/t</i>								<i>Converted to R/t</i>			
R/\$ Wisselkoers op: 2018/05/08		12.5770	12.5770	12.5770	12.5770	12.5770	12.5770	R/\$ Exchange rate on: 2018/05/08			
2 KOSTE, ASSURANSIE EN VRAG (KAV) R/t		3593.75	4224.49	3644.44	3013.83	3379.94	3455.28	2 COST, INSURANCE AND FREIGHT (CIF) R/t			
Finansieringskoste	c	29.54	34.72	29.95	24.77	27.78	28.40	Financing cost			
3 KOSTE, ASSURANSIE, VRAG EN FINANSIERING R/t		3623.29	4259.21	3674.39	3038.60	3407.72	3483.68	3 COST, INSURANCE, FREIGHT AND FINANCING R/t			
Aflaaiikoste	d, e							Discharging cost			
3.1 Kaapstad (Hoofsaaklik kaaihykraan metode)		191.47	191.47	191.47	191.47	199.17	199.17	3.1 Cape Town (Mainly shore cranes method)			
3.2 Durban (Hoofsaaklik suig-in-silo metode)		189.30	189.30	189.30	189.30	190.57	190.57	3.2 Durban (Mainly suction into silo method)			
Invoertarief op koring	f	394.90	394.90	394.90	394.90	0.00	0.00	Import Tariff on wheat			
4 VRY OP SPOOR (VOS) R/t								4 FREE ON RAIL (FOR) R/t			
4.1 Kaapstadhawe		4209.66	4845.58	4260.76	3624.97	3606.89	3682.85	4.1 Cape Town Harbour			
4.2 Durbanhawe		4207.49	4843.41	4258.59	3622.80	3598.29	3674.25	4.2 Durban Harbour			
Spoorvragkoste	g					n/a	n/a	Railage cost			
- Kaapstad na Paarl		119.27	119.27	119.27	119.27			- Cape Town to Paarl			
- Durban na Randfontein		460.20	460.20	460.20	460.20	460.20	460.20	- Durban to Randfontein			
5 GELEWER:								5 DELIVERED:			
- Kaapstad na Paarl R/ton		4328.93	4964.85	4380.03	3744.24	n/a	n/a	- Cape Town to Paarl R/ton			
- Durban na Randfontein R/ton		4667.69	5303.61	4718.79	4083.00	4058.49	4134.45	- Durban to Randfontein R/ton			

Notas/Notes: 2018/05/08

a Bron van pryse en vraggeld : IGC GMI
Source of prices and freight rates: IGC GMI

Termyn / Term	VAB/FOB US\$/ton	Vraggeld / Freight Rate: US\$/ton	Gars/Barley = US\$ + 1
Mei/May 2018	247.00	US (Golf / Gulf)	38.00
Mei/May 2018	297.00	Argentinië / Argentine (Upriver)	31.00
Mei/May 2018	258.00	EEC (Bordeaux Hamburg)	29.00
Mei/May 2018	210.00	Australië / Australia (Eastern)	20.00
Gars/Barley: Australiese moutgars/Australian malting barley (Adelaide)	247.00		30.00
Gars/Barley: Fransse moutgars/French malting barley (Rouen)	244.00		21.00

b Vraggeld: bereken vir vragte van +/- 20 000 - 30 000t / Freight rates: calculated for freights of +/- 20 000 - 30 000t

c Finansieringskoste: 30 000t @ KAV @ primakoers vir 30 dae. Bron/Source: SARB 10.00% 2018/03/29
Financing cost: 30 000t @ CIF @ prime rate for 30 days.

d Aflaaiikoste / Discharging cost (R/ton):

	Koring/Wheat	Gars/Barley:
Kaapstad / Cape Town:	191.47	199.17
Durban:	189.30	190.57

Bron / Source: Mainport Africa Shipping

e Ingesluit: Kaaijeld, hantering, kaaiopsig, agente/dokumentasie, logistiek & opnames (inspeksie van skeepsvrag).
Included: Wharfage, handling, wharf supervision, agent/documentation, logistic & survey (inspection of shipload).
Uitgesluit: Gesondheidsinspeksie-, skeepagentskapfooi, strooktoelingsfooi vir GMO, opbergingskoste asook BTW en invoerbelasting.
Excluded: Health inspection fee, Ship agency fee, strip testing fees for GMO, storage costs as well as VAT and import duty.
N.B: Slegs 'n aanduiding, aangesien koste van opname beding kan word / N.B: Indication only, as cost of survey can be negotiated.

f Invoertarief / Import Tariff:
Koring/Wheat = R394.90 p/ton
Gars/Barley = Vry/Free

g Neem asb. Kennis dat Spoorwet se standaard spoorvrag op 1 April 2017 verhoog het soos volg:
Kaapstad na Paarl R119.27 en Durban na Randfontein R460.20.
Please note that on 1 April 2017 Spoorwet's standard railage cost has increased as follows:
Cape Town to Paarl R119.27 and Durban to Randfontein R460.20.

12. IMPORT PARITY PRICES – OIL SEEDS (b)(e)(f)

12. INVOERPARITEITPRYSE - OLIESADE (b)(e)(f)

INVOERPARITEITPRYSE VAN OLIESADE (BTW UITGESLT) SOOS OP			2018/05/08						IMPORT PARITY PRICES OF OIL SEEDS (VAT EXCL) AS ON	
ITEM	Nota/ Note	Sojabone/ Soybeans	Sojabone/ Soybeans	Sojabone/ Soybeans	Sonneblom/ Sunflower	Canola	Grondbone/ Groundnuts	Grondbone/ Groundnuts	ITEM	
		VSA/ USA Golf/Gulf	Argentynse/ Argentine Up River	Brazilië/ Brazil Paranagua	EU Franse/ French Bordeaux	Kanadese/ Canadian Vancouver	Argentynse/ Argentine Raw Runners 40/50	VSA/ USA Raw Runners 40/50		
Internasionale VAB pryse	a	\$/t	\$/t	\$/t	\$/t	\$/t	\$/t	\$/t	International FOB prices	
Vraggeld	b	404.00	415.00	407.00	391.00	446.00	1460.00 *	1392.00 *	Freight Rates	
Assuransie (0.3% van VAB)		38.00	31.00	31.00	29.00	30.00	90.00	38.00	Insurance (0.3% of FOB)	
1 KOSTE, ASSURANSIE EN VRAG (KAV) \$/T Omskakeel na R/t R/\$ Wisselkoers op: 2018/05/08		1.21	1.25	1.22	1.17	1.34	4.38	4.18	1 COST, INSURANCE AND FREIGHT (CIF) \$/T Converted to R/t R/\$ Exchange rate on: 2018/05/08	
		443.21	447.25	439.22	421.17	477.34	1554.38	1434.18		
2 KOSTE, ASSURANSIE EN VRAG (KAV) R/t		12.5770	12.5770	12.5770	12.5770	12.5770	12.5770	12.5770	2 COST, INSURANCE AND FREIGHT (CIF) R/t	
		R/t	R/t	R/t	R/t	R/t	R/t	R/t		
		5574.25	5625.06	5524.07	5297.06	6003.51	19549.44	18037.68		
3 KOSTE, ASSURANSIE, VRAG EN FINANSIERING R/t	c	45.82	46.23	45.40	43.54	49.34	160.68	148.25	Financing cost	
Finansieringskoste		5620.07	5671.29	5569.47	5340.60	6052.85	19710.12	18185.93	3 COST, INSURANCE, FREIGHT AND FINANCING R/t	
4 Aflaaikoste: Durban	d, e	190.57	190.57	190.57	190.57	190.57	612.66	612.66	Discharging cost: Durban	
Invoertarief	f	406.49	417.56	409.51	0.00	560.93	1836.24	1750.72	Import Tariff:	
4 VRY OP SPOOR (VOS) R/t Durban		6217.13	6279.42	6169.55	5531.17	6804.35	22159.02	20549.31	4 FREE ON RAIL (FOR) R/t Durban	
Spoorvragkoste	g								Railage cost	
- Durban na Randfontein		460.20	460.20	460.20	460.20	460.20	-	-	- Durban to Randfontein	
5 GELEWER: - Durban na Randfontein R/ton		6677.33	6739.62	6629.75	5991.37	7264.55	-	-	5 DELIVERED: - Durban to Randfontein R/ton	

Notas/Notes:

a Bron van pryse en vraggeld / Source of prices and freight rates : IGC (GMI), Geogalos Peanut World & Oilw
2018/05/08

Termyn / Term	US\$/ton (VAB/FOB)	Vraggeld/Freight Rate:	US\$/ton
Sojabone/Soybeans: VSA/USA (Golf/Gulf)	404.00	US Golf / Gulf	38.00
Sojabone/Soybeans: Argentinië/Argentine (Up River)	415.00	Argentinië / Argentine	31.00
Sojabone/Soybeans: Brazilië/Brazil (Paranagua)	407.00	EEC (Bordeaux/Hamburg)	29.00
Sonneblom/Sunflower: EU Frankryk/France (Bordeaux)	391.00	Kanada/Canada (North Pacific)	30.00
Canola: Kanada/Canada (Vancouver)	446.00	Grondbone/Groundnuts (ARG)	90.00
Grondbone/Groundnuts: Argentinië/Argentine (Raw Runner 40/50)	1460.00		
Grondbone/Groundnuts: VSA/USA (Runners 40/50)	1392.00		

b Vraggeld: bereken vir vragte van +/- 20 000 - 30 000t. / Freight rates: calculated for freights of +/- 20 000 - 30 000t.

c Finansieringskoste: 30 000t @ KAV @ primakoers vir 30 dae. Bron/Source: SARB 10.00% 2018/03/29
Financing cost: 30 000t @ CIF @ prime rate for 30 days.

d Aflaaikoste / Discharging costs (R/ton):

	Sojabone/ Soybeans	Sonneblom/ Sunflower	Canola	Grondbone/ Groundnuts
Bron / Source: Mainport Africa Shipping	Durban:	190.57	190.57	612.66

e Aflaaikoste / Discharging fees:

Ingesluit: Kaaigelde, hantering, kaaitoesig, agente/dokumentasie, logistiek & opnames (inspeksie van skeepsvrag) /

Included: Wharfage, handling, wharf supervision, agent/documentation, logistic & survey (inspection of shipload).

Uitgesluit: Gesondheidsinspeksie-, skeepsagentskapfooi, strooktoetsingsfooi vir GMO, opbergingskoste asook BTW en invoerbelasting /

Excluded: Health inspection fee, Ship agency fee, strip testing fees for GMO, storage costs as well as VAT and import duty.

N.B: Slegs 'n aanduiding, aangesien koste van opname beding kan word / N.B: Indication only, as cost of survey can be negotiated.

f Invoertarief / Import Tariff:

Sojabone/Soybeans = 8% op VAB / on FOB

Sonneblom/Sunflower = Vry / Free

Canola = 10% op VAB / on FOB

Grondbone/Groundnuts = 10% op VAB / on FOB

g Neem asb. Kennis dat Spoorwet se standaard spoorvrag op 1 April 2017 verhoog het na R460.20.

Please note that on 1 April 2017 Spoorwet's standard railage cost has increased to R460.20.

* Kwotasies is k.a.v. pryse. VAB pryse dus berekende pryse (kav minus vraggeld) / Quotes are c.i.f. prices. FOB prices are therefore calculated prices (cif minus freight rates).

13. EXPORT PARITY PRICES (b)

13. UITVOERPARITEITPRYSE (b)

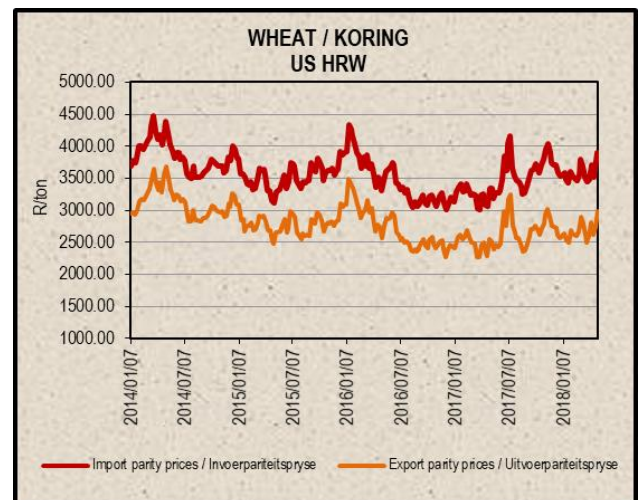
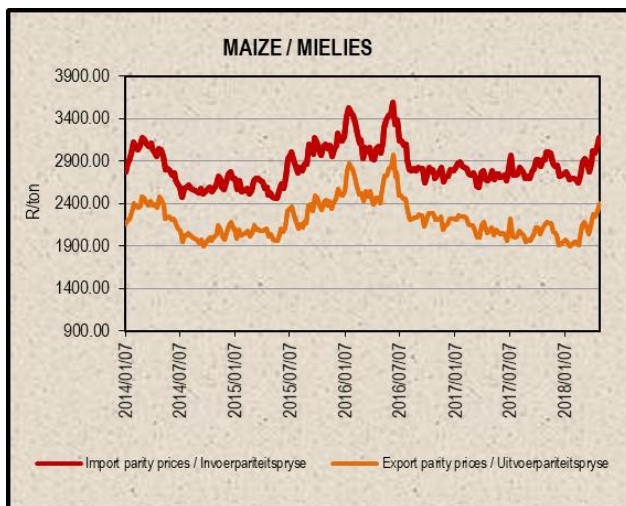
INDICATIVE EXPORT PARITY PRICES AS ON	2018/05/08				AANDUIDENDE UITVOERPARITEITSPRYSE SOOS OP
This is only an example of how an export parity price can be calculated - it can vary according to need	US No3Y Maize/ Mielies Gulf/Golf (b) May/Mei 2018	US HRW Wheat/Koring Gulf/Golf (b) May/Mei 2018	US DNS 14% Wheat/Koring PNW (b) May/Mei 2018	Argentine Raw Runner 40/50 Groundnuts/ Grondbone (f) Jul 2018	Hierdie is slegs 'n voorbeeld van hoe 'n uitvoerpariteitsprys bereken kan word - dit kan varieer volgens behoefte
FOB Gulf value (\$/t)	197.00	247.00	297.00	1460.00	VAB Golfwaarde (\$/t)
Difference in quality and locality of SA ¹ Maize: Plus US\$10 (\$/t) Groundnuts: Less 3,5% of fob value	\$10.00			96,5%	Kwaliteits- en liggingsverskil van SA ¹ Mielies: Plus VS\$10 (\$/t) Grondbone: Min 3,5% van vab waarde
SA fob price (\$/t)	207.00	247.00	297.00	1408.90	SA vab prys (\$/t)
Exchange rate (1\$=:) (2018/05/08)	12.5770	12.5770	12.5770	12.5770	Wisselkoers (1\$=:) (2018/05/08)
FOB Gulf value (R/t)	2603.44	3106.52	3735.37	17719.74	VAB Golfwaarde (R/t)
Marketing costs:					Bemarkings koste:
Financing (Prime rate 10% - 30 days) (R/t)	21.40	25.53	30.70	145.64	Finansieringskoste (Primakoers 10% - 30 dae) (R/t)
Railage: ² Randfontein – Durban harbour	460.20	460.20	460.20	-	Spoorvrag: ² Randfontein – Durbanhawe
Loading costs: (R/t) ³ Durban Harbour (Mainly spout method)	170.98	182.97	182.97	508.83	Oplaaikoste: (R/t) ³ Durbanhawe (Hoofsaaklik tregter metode)
EXPORT REALISATION (R/t):					UITVOER REALISASIE (R/t):
Randfontein	1950.86	2437.82	3061.50	17065.27	Randfontein

Difference in quality and locality of SA (As requested by the industry) 1 *Kwaliteits- en liggingsverskil van SA (Soos deur die bedryf versoek)*

As from 14 June 2012, the discount/rebate will no longer be used to calculate the export parity price on US HRW and a new calculation will be added for US DNS, also without the discount/rebate. 1 *Vanaf 14 Junie 2012 sal die diskonto/premie nie meer gebruik word by die berekening van die uitvoerpariteitprys van US HRW nie en 'n nuwe berekening word nou vir US DNS gedoen, ook sonder diskonto/premie.*

Railage costs: Please note that on 1 April 2017 Spoornet's standard railage cost has increased to R460.20. 2 *Neem asb. Kennis dat Spoornet se standaard spoorvrag op 1 April 2017 verhoog het na R460.20.*

Loading costs, received from Mainport Africa Shipping: Included: Cargo dues, handling, wharf supervision, agency/documentation, logistics & surveys (inspection of cargo). Excluded: Ship agent fees, health & PPECB inspections, storage facility & transport costs to storage facility, VAT & duties. 3 *Oplaaikoste, ontvang van Mainport Africa Shipping: Ingesluit: Kaaigelde, hantering, kaaitoesig, agente/dokumentasie, logistiek & opnames (inspeksie van skeepsvrag) Uitgesluit: Skeepsagentskaps-, inspeksie-, opbergings- en vervoerkoste na opbergingsfasiliteit, BTW & invoerbelasting.*



14. WEATHER

For local weather, please follow the link below:

www.weathersa.co.za

14. WEER

Vir plaaslike weer, volg asseblief die onderstaande skakel:

www.weathersa.co.za

Sources /Bronne:

(a) = Safex; (b) = International Grains Council; (c) = CBOT; (d) = KCBT;

(e) = Oil World; (f) = Georgalos Peanut World.

* Formula according to ITAC (International Trade Administration Commission of South Africa)/
Formule volgens ITAC (International Trade Administration Commission of South Africa)

SAGIS

Nico Hawkins

General Manager / Hoofbestuurder

Indemnity/Vrywaring: Although everything has been done to ensure the accuracy of the information, neither SAGIS nor any of its directors or employees takes any responsibility for actions or losses that might occur as a result of the usage of this information. / Alhoewel alles gedoen is om te verseker dat die inligting korrek is, aanvaar nie SAGIS of enige van sy direkteure of werknemers verantwoordelikheid vir enige aksies of verliese as gevolg van die inligting wat gebruik is nie.