

SAGIS WEEKLY BULLETIN / SAGIS WEEKLIKSE BULLETIN

1. Producer Deliveries (ton):			1. Produsentelewerings (ton):	
Commodity	Latest week/ Jongste week: 5 - 11 May 2018	Total: current marketing year/ Totaal: huidige bemarkingsjaar	Total: same period previous marketing year/ Totaal: selfde periode vorige bemarkingsjaar	Kommoditeit
White maize	51 840	64 067	253 843	Witmielies
Yellow maize	73 804	92 508	255 582	Geelmielies
Total: maize	125 644	156 575	509 425	Totaal: mielies
Wheat	1 843	1 494 825	1 845 822	Koring

2. Imports (ton):			2. Invoere (ton):	
2.1 Imports for RSA			2.1 Invoere vir RSA	
Commodity	Latest week/ Jongste week: 5 - 11 May 2018	Total: current marketing year/ Totaal: huidige bemarkingsjaar	Total: same period previous marketing year/ Totaal: selfde periode vorige bemarkingsjaar	Kommoditeit
White maize	0	0	0	Witmielies
Yellow maize	0	0	0	Geelmielies
Maize Total	0	0	0	Mielies Totaal
Wheat	16 230	1 169 837	471 253	Koring

Origin of imports / Oorsprong van invoere

White maize/Witmielies	Yellow maize/Geelmielies	Wheat/Koring
		Argentina
		Germany
		Latvia
		Lithuania
		Poland
		Romania
		Russia
		Ukraine
		USA

2.2 Imports for other countries

2.2 Invoere vir ander lande

White maize	0	0	0	Witmielies
Yellow maize	0	0	0	Geelmielies
Maize Total	0	0	0	Mielies Totaal
Wheat	1 408	143 790	136 137	Koring

Origin of imports / Oorsprong van invoere

White maize/Witmielies	Yellow maize/Geelmielies	Wheat/Koring
		Argentina
		Germany
		Latvia
		Lithuania
		Poland
		Russia
		Ukraine
		USA

3. Exports (ton):

3.1 RSA Exports

Commodity	Latest week/ Jongste week: 5 - 11 May 2018	Total: current marketing year/ Totaal: huidige bemarkingsjaar	Total: same period previous marketing year/ Totaal: selfde periode vorige bemarkingsjaar	Kommoditeit
White maize	12 095	75 378	20 134	Witmielies
Yellow maize	3 612	6 082	4 886	Geelmielies
Maize Total	15 707	81 460	25 020	Mielies Totaal
Wheat	2 133	37 826	71 093	Koring

Destination of exports / Bestemming van uitvoere

White maize/Witmielies	Yellow maize/Geelmielies	Wheat/Koring
Botswana	Botswana	Botswana
Lesotho	Mozambique	Lesotho
Mozambique	Namibia	Namibia
Namibia	Swaziland	Swaziland
Spain		Zambia
Swaziland		Zimbabwe

3.2 Imports for Exports

Commodity				
White maize	0	0	3 370	Witmielies
Yellow maize	0	0	0	Geelmielies
Maize Total	0	0	3 370	Mielies Totaal
Wheat	104	138 327	143 629	Koring

Destination of exports / Bestemming van uitvoere

White maize/Witmielies	Yellow maize/Geelmielies	Wheat/Koring
		Botswana
		Lesotho
		Mozambique
		Swaziland
		Zimbabwe

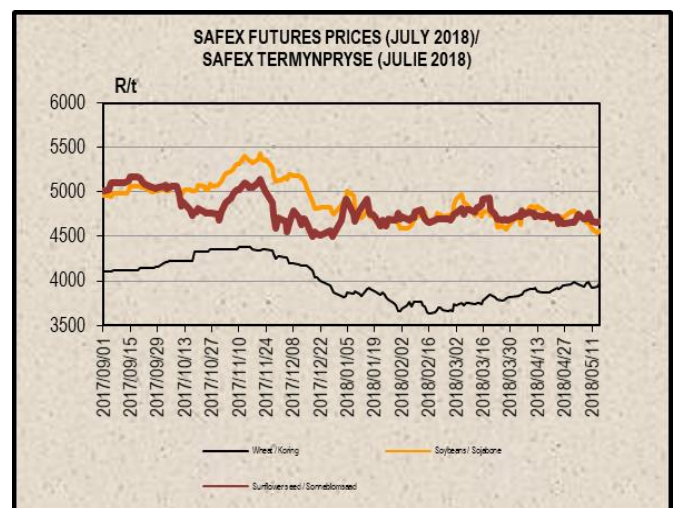
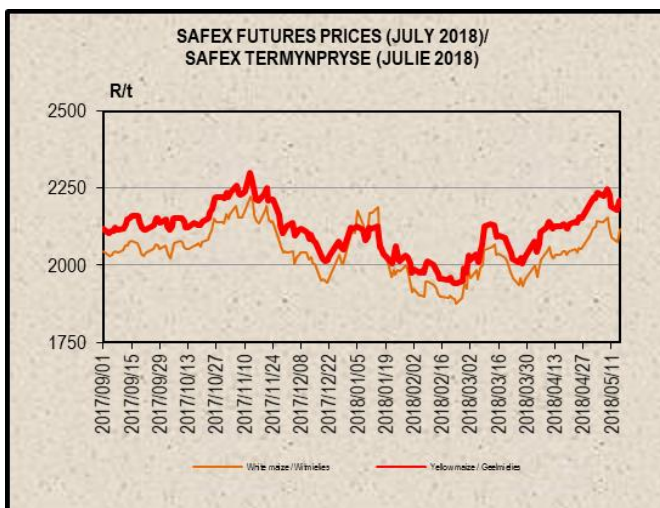
3. Uitvoere (ton):

3.1 RSA Uitvoere

4. DOMESTIC PRICES PER SAFEX (R/t)(a)

4. PLAASLIKE PRYSE VOLGENS SAFEX (R/t)(a)

Commodity	Future Prices / Termynpryse (2018/05/15) R/ton					Kommoditeit
	May-18	Jul-18	Sep-18	Dec-18	Mar-19	
White maize	2085.00	2116.00	2169.00	2244.00	2279.00	Witmielies
Yellow maize	2178.00	2181.00	2226.00	2297.00	2325.00	Geelmielies
Wheat	3910.00	3970.00	3935.00	3875.00	3947.00	Koring
Sunflower	4560.00	4663.00	4798.00	4903.00	4900.00	Sonneblom
Soybeans	4501.00	4571.00	4679.00	4797.00	4885.00	Sojabone
Sorghum	3103.00	3000.00	3352.00	3385.00	3600.00	Sorghum



5. IMPORT TARIFF ON MAIZE (b)*
5. INVOERTARIEF OP MIELIES (b)*

Derived US No2Y Yellow Maize fob (Gulf) (b)	2018-05-09	2018-05-10	2018-05-11	2018-05-14	2018-05-15	Afgeleide VSA No2Y Geelmielies vab (Golf) (b)
RSA Initial Reference Price	\$110.00					RSA Oorspronklike Verwysingsprys
Base price (\$/t)	117.65	117.65	117.65	117.65	117.65	Basisprys (\$/t)
Daily price (\$/t) (IGC)	197.60	197.60	195.60	196.60	199.60	Daaglikse prys (\$/t) (IGC)
Average of 21 days (\$/t)	195.93	196.08	196.03	196.08	196.27	Gemiddeld van 21 dae (\$/t)
Deviation from base price (\$/t)	-78.28	-78.43	-78.38	-78.43	-78.62	Afwyking van basisprys (\$/t)
Duty on maize (\$/t)	-85.93	-86.08	-86.03	-86.08	-86.27	Reg op mielies (\$/t)
R/\$ Exchange rate (average of 21 days)	12.3069	12.3272	12.3425	12.3517	12.3682	R/\$ Wisselkoers (gemiddeld van 21 dae)
Duty on maize before adjustment (R/t)	-1057.53	-1061.13	-1061.83	-1063.23	-1067.00	Reg op mielies voor aanpassing (R/t)
Real effective exchange rate index	0.9230	0.9230	0.9230	0.9230	0.9230	Reële effektiewe wisselkoersindeks
Duty on maize (R/t)	-976.10	-979.42	-980.06	-981.37	-984.85	Reg op mielies (R/t)
Tariff Gazetted 2006/12/08	R0.00/t					Tarief gepubliseer 2006/12/08

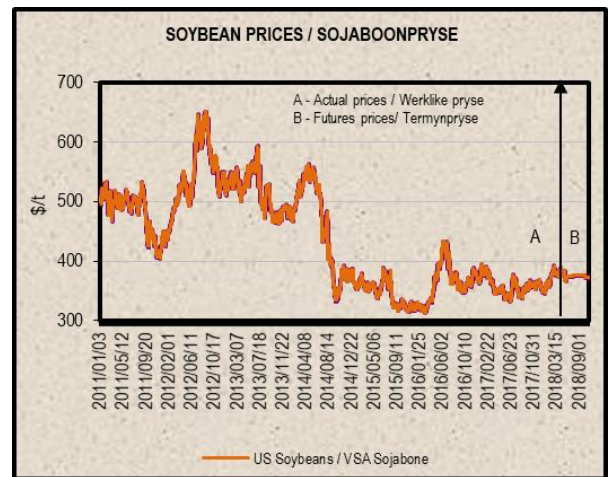
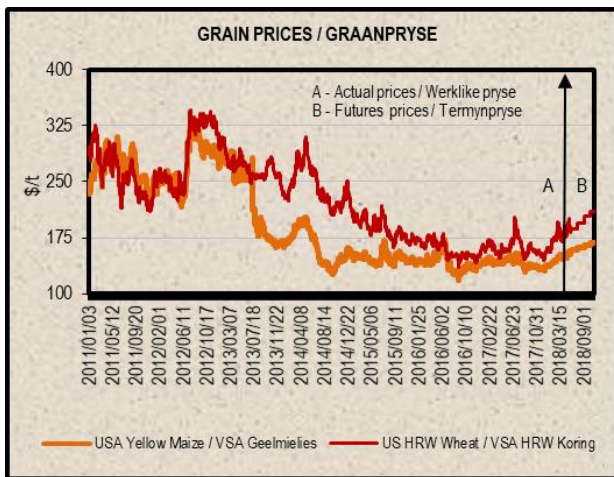
6. IMPORT TARIFF ON WHEAT (b)*
6. INVOERTARIEF OP KORING (b)*

US No2 HRW fob (Gulf)	2018/04/17	2018/04/24	2018/05/01	2018/05/08	2018/05/15	VSA No2 HRW vab (Golf)
RSA Initial Reference Price	279.00	279.00	279.00	279.00	279.00	RSA Oorspronklike Verwysingsprys
Base price (\$/t)	239.00	239.00	239.00	239.00	239.00	Basis prys (\$/t)
Weekly price (\$/t) (IGC)	235.00	240.00	253.00	247.00	238.00	Weeklikse prys (\$/t) (IGC)
3 Weeks moving average (\$/t)	240.33	241.33	242.67	246.67	246.00	3 Weke skuiwende gemiddeld (\$/t)
Deviation from base price (\$/t)	-1.33	-2.33	-3.67	-7.67	-7.00	Afwyking van basisprys (\$/t)
Number of weeks that the deviation is more than \$10						Aantal weke wat die afwyking meer as \$10 is
Calculated duty on wheat (\$/t)	38.67	37.67	36.33	32.33	33.00	Berekende reg op koring (\$/t)
R/\$ exchange rate	12.0305	12.3029	12.6219	12.5770	12.4074	R/\$ wisselkoers
Calculated duty before adjustment (R/t)	465.22	463.45	458.55	406.61	409.44	Berekende reg voor aanpassing (R/t)
Real effective exchange rate Index	0.9028	0.9028	0.9230	0.9230	0.9230	Reële effektiewe wisselkoersindeks
Calculated duty on wheat (R/t)	420.00	418.40	423.24	375.31	377.92	Berekende reg op koring (R/t)
Tariff Gazetted 2018/04/06 (R/t)	R 394.90					Tarief gepubliseer 2018/04/06 (R/t)

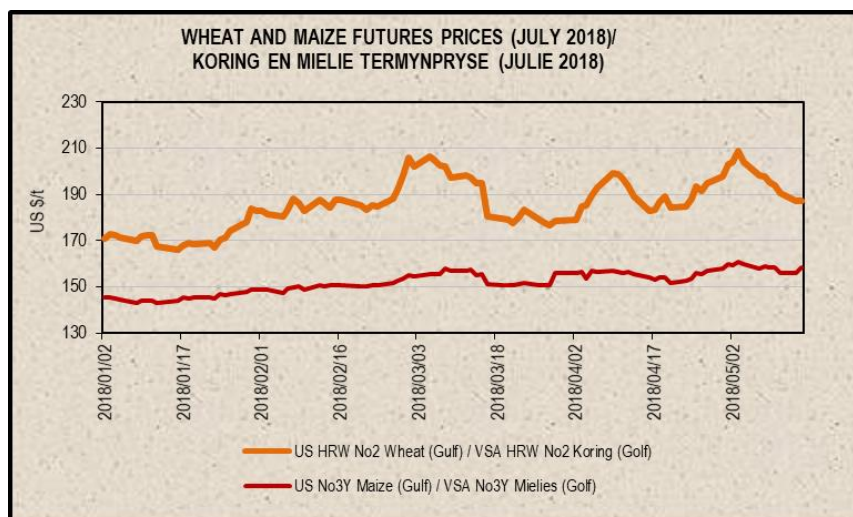
7. PRICES – INTERNATIONAL (US\$/t)

7. PRYSE - INTERNASIONAAL (VSA\$/t)

FOB (US\$/t)	Export Quotations/ Uitvoerkwotasie (b)(e)(f)				VAB (VSA\$/t)
	2018/05/15	2018/05/08	2018/05/01	2018/04/24	
US No 2 HRW Wheat (Gulf)	238.00	247.00	253.00	240.00	VSA No 2 HRW Koring (Golf)
US DNS Wheat 14% PNW	293.00	297.00	306.00	293.00	VSA DNS Koring 14% PNW
Argentine Wheat (Up River)	270.00	258.00	240.00	234.00	Argentynse Koring (Up River)
EC (France) Wheat (grade 1)	202.00	203.00	206.00	205.00	EU (Frankryk) Koring (graad 1)
EC (Germany) B Quality Wheat	209.00	210.00	215.00	211.00	EU (Duitsland) B Kwaliteit Koring
Russia Milling 12.5%	213.00	214.00	214.00	214.00	Swart See Maalkoring
US No 3Y Maize (Gulf)	198.00	197.00	196.00	193.00	VSA No3Y Mielies (Golf)
Argentine Maize (Up River)	192.00	192.00	193.00	188.00	Argentynse Mielies (Up River)
US Sorghum (Gulf)	178.00	192.00	191.00	185.00	VSA Sorghum (Golf)
Argentine Sorghum (Up River)	150.00	149.00	153.00	150.00	Argentynse Sorghum (Up River)
US Soybeans (Gulf)	400.00	404.00	415.00	412.00	VSA Sojabone (Gulf)
Argentine Soybeans (Up River)	415.00	415.00	425.00	419.00	Argentynse Sojabone (Up River)
Canadian Canola	456.00	446.00	452.00	460.00	Kanadese Canola
Argentine Groundnuts Runners 40/50	1460.00	1460.00	1410.00	1410.00	Argentynse Grondbone 40/50 Runners
US Groundnuts Runners 40/50 shelled	1392.00	1392.00	1392.00	1392.00	VSA Grondbone 40/50 Runners uitgedop
Australian Malting Barley (Commander Malt)	255.00	247.00	250.00	250.00	Australiese Moutgars (Commander Mout)



Futures prices (US\$/t) / Termynpryse (VSA\$/t) (c)(d) (2018/05/15)							
Commodity	Jul-18	Sep-18	Dec-18	Mar-19	May-19	Jul-19	Kommoditeit
US No3 Yellow maize	158.34	161.57	165.03	168.18	169.91	171.41	VSA No3 Geelmielies
US No2 HRW wheat	187.24	194.15	203.78	210.32	213.99	216.20	VSA No2 HRW koring
US Soybeans	374.27	375.74	n/a	372.36	371.85	373.83	VSA Sojabone



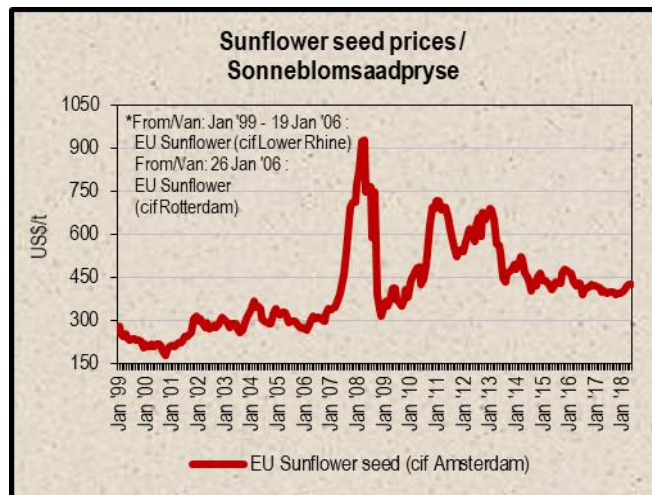
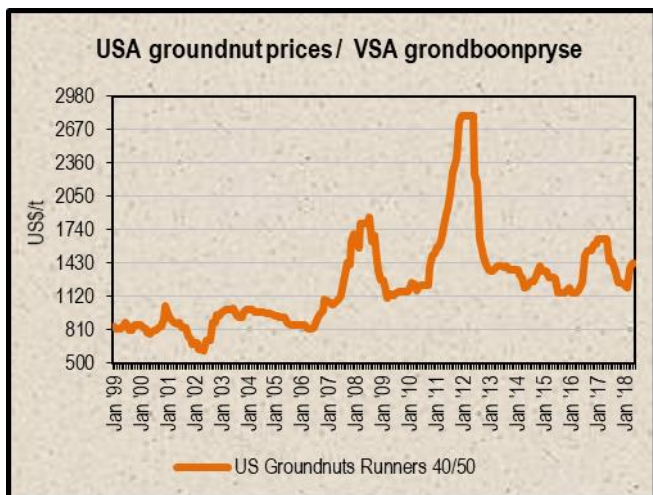
8. LOWEST REPRESENTATIVE ASKING PRICES
(US\$/t)(e)(f)(Prices of previous week)

8. LAAGSTE VERTEENWOORDIGENDE PRYSE GEVRA
(Pryse van vorige week)(VSA\$/t)(e)(f)

US\$/t	2018/05/09	2018/05/03	Change/ Verandering	VSA\$/t
Soybeans, Brazil, c.i.f. Rotterdam	449	460	-2.4%	Sojabone, Brasilië, k.a.v. Rotterdam
Soybeans, USA, c.i.f. Rotterdam	432	440	-1.8%	Sojabone, VSA, k.a.v. Rotterdam
Groundnuts, USA Runners 40/50*	1430	1430	0.0%	Grondbone, VSA Runners 40/50*
Groundnuts, Argentine Runners 40/50*	1550	1550	0.0%	Grondbone, Argentynse Runners 40/50*
Groundnut-oil, c.i.f. Rotterdam	1320	1330	-0.8%	Grondboon-olie, k.a.v. Rotterdam
Sunflower seed, EU c.i.f. Amsterdam	424	424	0.0%	Sonneblomsaad, EU k.a.v. Amsterdam
Sunflower-oil, EU (fob) N.W. Europe	795	792	0.4%	Sonneblom-olie, EU (vab) N.W. Eur.
Rapeseed, Europe, 00, c.i.f. Hamburg	409	411	-0.5%	Raapsaad, Europa, 00, k.a.v. Hamburg

* Shelled, c.i.f. Rotterdam

* Uitgedop k a v Rotterdam



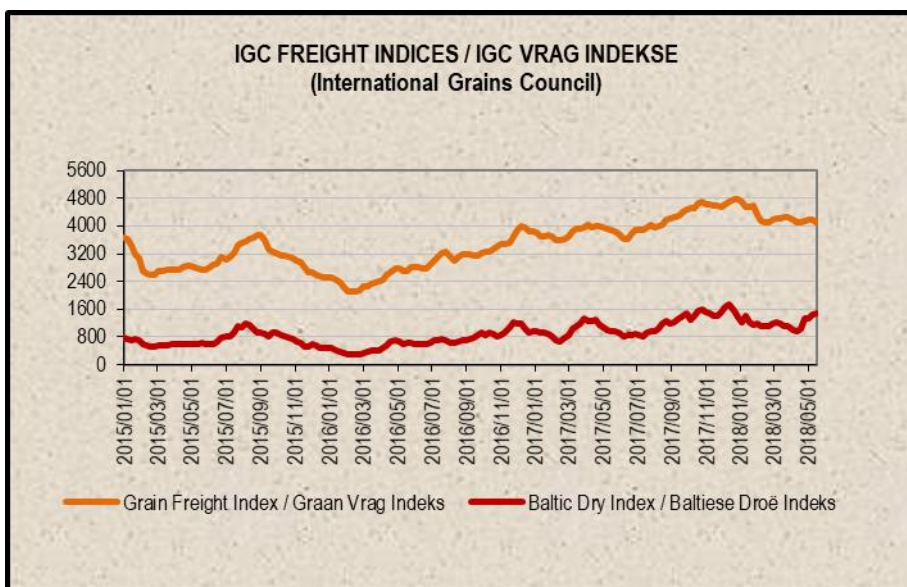
9. IGC FREIGHT INDICES (b)

9. IGC VRAG INDEKSE (b)

IGC FREIGHT INDICES / IGC VRAG INDEKSE							
	2018/04/10	2018/04/17	2018/04/24	2018/05/01	2018/05/08	2018/05/15	
Grain Freight Index*	4115	4115	4145	4164	4164	4106	Graan Vrag Indeks*
Baltic Dry Index	974	1052	1330	1327	1432	1468	Baltiese Droë Indeks

* IGC Grain Freight Index represents 15 major grain routes, including five from the United States of America, and two each from other main exporting nations (including Argentina, Black Sea, Europe and Canada); with base an average of the four weeks ending 11 May 2005 = 6000. The updated indices will be available on Thursdays on SAGIS' website.

* IGC Graan Vrag Indeks verteenwoordig 15 hoof graanroetes, insluitende vyf vanaf die Verenigde State van Amerika, en twee elk van ander hoof uitvoermasies (insluitende Argentië, Swart See, Europa en Kanada); met basis 'n gemiddeld van die vier weke geëindig 11 Mei 2005 = 6000. Die opgedateerde indekse sal Donderdae op SAGIS se webwerf beskikbaar



10. IMPORT PARITY PRICES – SUMMER GRAINS (b)

10. INVOERPARITEITPRYSE - SOMERGRANE (b)

INVOERPARITEITPRYSE VAN SOMERGRANE (BTW UITGESLT) SOOS OP				2018/05/15		IMPORT PARITY PRICES OF SUMMER GRAINS (VAT EXCL) AS ON	
ITEM	Nota/ Note	Mielies/Maize	Mielies/Maize	Sorghum	Sorghum	Sorghum	ITEM
		VSA/ USA Golf/Gulf (no.3Y)	Argentynse/ Argentine Up River	VSA/ USA Golf/Gulf	Argentynse/ Argentine Up River	Australiese/ Australian Brisbane	
		\$/t	\$/t	\$/t	\$/t	\$/t	
Internasionale VAB pryse	a	198.00	192.00	178.00	150.00	313.00	International FOB prices
Vruggeld	b	38.00	31.00	38.00	31.00	20.00	Freight Rates
Assuransie (0.3% van VAB)		0.59	0.58	0.53	0.45	0.94	Insurance (0.3% of FOB)
1 KOSTE, ASSURANSIE EN VRAG (KAV) \$/T		236.59	223.58	216.53	181.45	333.94	1 COST, INSURANCE AND FREIGHT (CIF) \$/T
<i>Omskakel na R/t</i>							<i>Converted to R/t</i>
R/\$ Wisselkoers op: 2018/05/15		12.4074	12.4074	12.4074	12.4074	12.4074	R/\$ Exchange rate on: 2018/05/15
2 KOSTE, ASSURANSIE EN VRAG (KAV) R/t		2935.47	2774.05	2686.57	2251.32	4143.33	2 COST, INSURANCE AND FREIGHT (CIF) R/t
Finansieringskoste	c	24.13	22.80	22.08	18.50	34.05	Financing cost
3 KOSTE, ASSURANSIE, VRAG EN FINANSIERING R/t		2959.60	2796.85	2708.65	2269.82	4177.38	3 COST, INSURANCE, FREIGHT AND FINANCING R/t
Aflaai-koste:	d, e						Discharging cost:
- Kaapstad		205.87	205.87	n/a	n/a	n/a	- Cape Town
- Durban		199.28	199.28	203.37	203.37	203.37	- Durban
Invoertarif	f	0.00	0.00	66.26	55.83	116.51	Import Tariff
4 VRY OP SPOOR (VOS) R/t							4 FREE ON RAIL (FOR) R/t
- Kaapstad		3165.47	3002.72	n/a	n/a	n/a	- Cape Town
- Durban		3158.88	2996.13	2774.91	2325.65	4293.89	- Durban
Spoorvragkoste	g						Railage cost
- Durban na Randfontein		460.20	460.20	460.20	460.20	460.20	- Durban to Randfontein
5 GELEWER:							5 DELIVERED:
- Durban na Randfontein R/ton		3619.08	3456.33	3235.11	2785.85	4754.09	- Durban to Randfontein R/ton

Notas/Notes:

a Bron van pryse en vruggeld : IGC GMI
Source of prices and freight rates: IGC GMI

2018/05/15

Termyin / Term	US\$/ton (VAB/FOB)	Vruggeld/Freight Rate:	US\$/ton
Miel/May 2018	198.00	US Golf / Gulf	38.00
Miel/May 2018	192.00	Argentinië / Argentina	31.00
Jun 2018	178.00	Australië/Australia	20.00
Miel/May 2018	150.00		
Miel/May 2018	313.00		

b Vruggeld: bereken vir vrage van +/- 20 000 - 30 000t / Freight rates: calculated for freights of +/- 20 000 - 30 000t.

c Finansieringskoste: 30 000t @ KAV @ primakoers vir 30 dae. Bron/Source: SARB 10.00% 2018/03/29
Financing cost: 30 000t @ CIF @ prime rate for 30 days.

	Mielies/Maize:	Sorghum
Kaapstad / Cape Town:	205.87	n/a
Durban:	199.28	203.37

d Aflaai-koste / Discharging costs (R/ton):

Bron / Source: Mainport Africa Shipping

e Ingesluit: Kaagelde, hantering, kaaitoetsing, agente/dokumentasie, logistiek & opnames (inspeksie van skeepsvrage) /
Included: Wharfage, handling, wharf supervision, agent/documentation, logistic & survey (inspection of shipload).

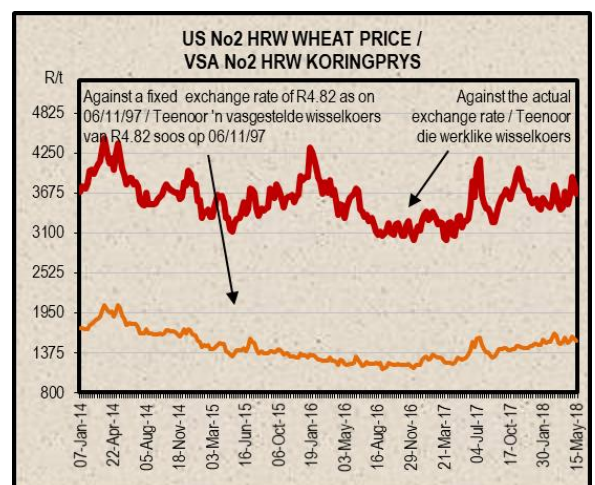
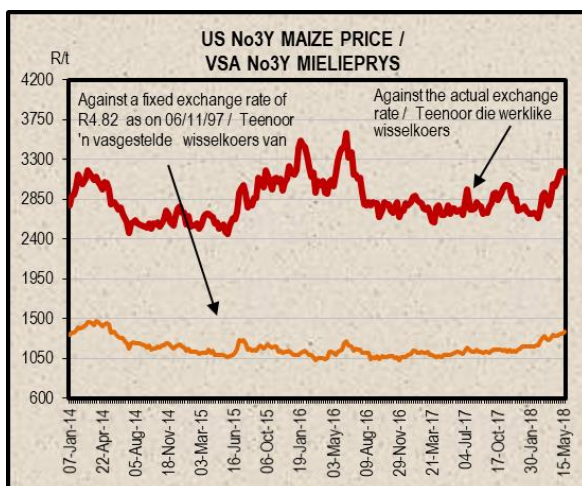
Uitgesluit: Gesondheidsinspeksie-, skeepsagentskapfooi, strookbelsingsfooi vir GMO, obergingskoste asook BTW en invoerbelasting /
Excluded: Health inspection fee, Ship agency fee, strip testing fees for GMO, storage costs as well as VAT and import duty.

N.B: Slegs 'n aanduiding, aangesien koste van opname beding kan word / N.B: Indication only, as cost of survey can be negotiated.

f Invoertarif / Import Tariff:

Mielies/Maize = Vry / Free
Sorghum = 3% op VAB / on FOB

g Neem asb. kennis dat Spoorwet se standaard spoorvrag op 1 April 2017 verhoog het na R460.20.
Please note that Spoornet's standard railage cost has increased on 1 April 2017 to R460.20.



11. IMPORT PARITY PRICES – WINTER CEREALS (b)

11. INVOERPARITEITPARYSE - WINTERGRANE (b)

INVOERPARITEITPARYSE VAN WINTERGRANE (BTW UITGESLT) SOOS OP			2018/05/15				IMPORT PARITY PRICES OF WINTER CEREALS (VAT EXCL) AS ON		
ITEM	Nota / Note	Koring/Wheat	Koring/Wheat	Koring/Wheat	Koring/Wheat	Gars/Barley	Gars/Barley	ITEM	
		VSA/ USA Golf/Gulf	VSA/ USA PNW	Argentynse/ Argentine Up River	EU Duitsland/ Germany B kwaliteit/ quality	Australiese/ Australian Fremantle	Franse/ French Rouen		
		HRW	DNS	Trigo Pan		Mout/Malting	Mout/Malting		
		\$/t	\$/t	\$/t	\$/t	\$/t	\$/t		
Internasionale VAB pryse	a	238.00	293.00	270.00	209.00	255.00	244.00	International FOB prices	
Vraggeld	b	38.00	38.00	31.00	29.00	21.00	30.00	Freight Rates	
Assuransie (0.3% van VAB)		0.71	0.88	0.81	0.63	0.77	0.73	Insurance (0.3% of FOB)	
1 KOSTE, ASSURANSIE EN VRAG (KAV) \$/T Omskakel na R/t		276.71	331.88	301.81	238.63	276.77	274.73	1 COST, INSURANCE AND FREIGHT (CIF) \$/T Converted to R/t	
R/\$ Wisselkoers op: 2018/05/15		12.4074	12.4074	12.4074	12.4074	12.4074	12.4074	R/\$ Exchange rate on: 2018/05/15	
2 KOSTE, ASSURANSIE EN VRAG (KAV) R/t		3433.25	4117.77	3744.68	2960.78	3434.00	3408.69	2 COST, INSURANCE AND FREIGHT (CIF) R/t	
Finansieringskoste	c	28.22	33.84	30.78	24.34	28.22	28.02	Financing cost	
3 KOSTE, ASSURANSIE, VRAG EN FINANSIERING R/t	d, e	3461.47	4151.61	3775.46	2985.12	3462.22	3436.71	3 COST, INSURANCE, FREIGHT AND FINANCING R/t	
Aflaaiikoste								Discharging cost	
3.1 Kaapstad (Hoofsaaklik kaaihykraan metode)		205.87	205.87	205.87	205.87	213.98	213.98	3.1 Cape Town (Mainly shore cranes method)	
3.2 Durban (Hoofsaaklik suig-in-silo metode)		202.03	202.03	202.03	202.03	203.37	203.37	3.2 Durban (Mainly suction into silo method)	
Invoertarif op koring	f	394.90	394.90	394.90	394.90	0.00	0.00	Import Tariff on wheat	
4 VRY OP SPOOR (VOS) R/t								4 FREE ON RAIL (FOR) R/t	
4.1 Kaapstadhawe		4062.24	4752.38	4376.23	3585.89	3676.20	3650.69	4.1 Cape Town Harbour	
4.2 Durbanhawe		4058.40	4748.54	4372.39	3582.05	3665.59	3640.08	4.2 Durban Harbour	
Spoorvragkoste	g					n/a	n/a	Railage cost	
- Kaapstad na Paarl		119.27	119.27	119.27	119.27			- Cape Town to Paarl	
- Durban na Randfontein		460.20	460.20	460.20	460.20	460.20	460.20	- Durban to Randfontein	
5 GELEWER:								5 DELIVERED:	
- Kaapstad na Paarl R/ton		4181.51	4871.65	4495.50	3705.16	n/a	n/a	- Cape Town to Paarl R/ton	
- Durban na Randfontein R/ton		4518.60	5208.74	4832.59	4042.25	4125.79	4100.28	- Durban to Randfontein R/ton	

Notas/Notes: 2018/05/15

a Bron van pryse en vraggeld: IGC GMI
Source of prices and freight rates: IGC GMI

Termyn / Term	VAB/FOB		Vraggeld / Freight Rate	Gars/Barley =	
	US\$/ton			US\$/ton	US\$ + 1
Koring/Wheat HRW No 2 (Hard Red Winter) Golf / Gulf	Mei/May 2018	238.00	US (Golf / Gulf)		38.00
Koring/Wheat DNS 14% No 2 (Dark Northern Spring) Golf / Gulf	Mei/May 2018	293.00	Argentinië / Argentine (Upriver)		31.00
Koring/Wheat Argentinie / Argentine (Up River) Trigo Pan	Mei/May 2018	270.00	EEC (Bordeaux Hamburg)		29.00
Koring/Wheat EU (Duitsland / Germany) B kwaliteit / quality	Mei/May 2018	209.00	Australië / Australia (Eastern)		21.00
Gars/Barley: Australiese moutgars/Australian malting barley (Adelaide)	Mei/May 2018	255.00			
Gars/Barley: Franse moutgars/French malting barley (Rouen)	Mei/May 2018	244.00			

b Vraggeld: bereken vir vragte van +/- 20 000 - 30 000t / Freight rates: calculated for freights of +/- 20 000 - 30 000t

c Finansieringskoste: 30 000t @ KAV @ primakoers vir 30 dae. Bron/Source: SARB 10.00% 2018/03/29
Financing cost: 30 000t @ CIF @ prime rate for 30 days.

d Aflaaiikoste / Discharging cost (R/ton):

	Koring/Wheat	Gars/Barley:
Kaapstad / Cape Town:	205.87	213.98
Durban:	202.03	203.37

Bron / Source: Mainport Africa Shipping

e Ingesluit: Kaaijeld, hantering, kaaitoetsing, agente/dokumentasie, logistiek & opnames (inspeksie van skeepsvrag).
Included: Wharfage, handling, wharf supervision, agent/documentation, logistic & survey (inspection of shipload).
Uitgesluit: Gesondheidsinspeksie-, skeepagentskapfooi, strookbetsingsfooi vir GMO, obergingskoste asook BTW en invoerbelasting.
Excluded: Health inspection fee, Ship agency fee, strip testing fees for GMO, storage costs as well as VAT and import duty.
N.B: Slegs 'n aanduiding, aangesien koste van opname beding kan word / N.B: Indication only, as cost of survey can be negotiated.

f Invoertarif / Import Tariff:
Koring/Wheat = R394.90 p/ton
Gars/Barley = Vry/Free

g Neem asb. Kennis dat Spoorwet se standaard spoorvrag op 1 April 2017 verhoog het soos volg:
Kaapstad na Paarl R119.27 en Durban na Randfontein R460.20.
Please note that on 1 April 2017 Spoorwet's standard railage cost has increased as follows:
Cape Town to Paarl R119.27 and Durban to Randfontein R460.20.

12. IMPORT PARITY PRICES – OIL SEEDS (b)(e)(f)

12. INVOERPARITEITPRYSE - OLIESADE (b)(e)(f)

INVOERPARITEITPRYSE VAN OLIESADE (BTW UITGESLT) SOOS OP			2018/05/15					IMPORT PARITY PRICES OF OIL SEEDS (VAT EXCL) AS ON		
ITEM	Nota/ Note	Sojabone/ Soybeans	Sojabone/ Soybeans	Sojabone/ Soybeans	Sonneblom/ Sunflower	Canola	Grondbone/ Groundnuts	Grondbone/ Groundnuts	ITEM	
		VSA/ USA	Argentynse/ Argentine	Brazilië/ Brazil	Fransé/ French	Kanadese/ Canadian	Argentynse/ Argentine	VSA/ USA		
		Golf/Gulf	Up River	Paranagua	Bordeaux	Vancouver	Raw Runners 40/50	Raw Runners 40/50		
Internasionale VAB pryse	a	\$/t	\$/t	\$/t	\$/t	\$/t	\$/t	\$/t	International FOB prices	
Vraggeld	b	400.00	415.00	398.00	393.00	456.00	1460.00 *	1392.00 *	Freight Rates	
Assuransie (0.3% van VAB)		38.00	31.00	31.00	29.00	30.00	90.00	38.00	Insurance (0.3% of FOB)	
1 KOSTE, ASSURANSIE EN VRAG (KAV) \$/T		1.20	1.25	1.19	1.18	1.37	4.38	4.18	1 COST, INSURANCE AND FREIGHT (CIF) \$/T	
Omskakel na R/t		439.20	447.25	430.19	423.18	487.37	1554.38	1434.18	Converted to R/t	
R/\$ Wisselkoers op: 2018/05/15		12.4074	12.4074	12.4074	12.4074	12.4074	12.4074	12.4074	R/\$ Exchange rate on: 2018/05/15	
2 KOSTE, ASSURANSIE EN VRAG (KAV) R/t		R/t	R/t	R/t	R/t	R/t	R/t	R/t	2 COST, INSURANCE AND FREIGHT (CIF) R/t	
		5449.33	5549.21	5337.54	5250.56	6046.99	19285.81	17794.44		
3 KOSTE, ASSURANSIE, VRAG EN FINANSIERING R/t	c								Financing cost	
Finansieringskoste		44.79	45.61	43.87	43.16	49.70	158.51	146.26	3 COST, INSURANCE, FREIGHT AND FINANCING R/t	
		5494.12	5594.82	5381.41	5293.72	6096.69	19444.32	17940.70		
4 VRY OP SPOOR (VOS) R/t Durban	d, e								Discharging cost: Durban	
Aflaaiikoste: Durban	f	203.37	203.37	203.37	203.37	203.37	605.32	605.32	Import Tariff	
Invoertarif:		397.04	411.93	395.05	0.00	565.78	1811.48	1727.11	4 FREE ON RAIL (FOR) R/t Durban	
		6094.53	6210.12	5979.83	5497.09	6865.84	21861.12	20273.13		
5 GELEWER:	g								Railage cost	
- Durban na Randfontein		460.20	460.20	460.20	460.20	460.20	-	-	- Durban to Randfontein	
- Durban na Randfontein R/ton		6554.73	6670.32	6440.03	5957.29	7326.04	-	-	5 DELIVERED:	
									- Durban to Randfontein R/ton	

Notas/Notes:

a Bron van pryse en vraggeld / Source of prices and freight rates : IGC (GMI), Geogalos Peanut World & Oilw
2018/05/15

Termyn / Term	US\$/ton (VAB/FOB)	Vraggeld/Freight Rate:	US\$/ton
Sojabone/Soybeans: VSA/USA (Golf/Gulf)	400.00	US Golf / Gulf	38.00
Sojabone/Soybeans: Argentinië/Argentina (Up River)	415.00	Argentinië / Argentina	31.00
Sojabone/Soybeans: Brazilië/Brazil (Paranagua)	398.00	EEC (Bordeaux/Hamburg)	29.00
Sonneblom/Sunflower: EU Frankryk/France (Bordeaux)	393.00	Kanada/Canada (North Pacific)	30.00
Canola: Kanada/Canada (Vancouver)	456.00	Grondbone/Groundnuts (ARG)	90.00
Grondbone/Groundnuts: Argentinië/Argentina (Raw Runner 40/50)	1460.00		
Grondbone/Groundnuts: VSA/USA (Runners 40/50)	1392.00		

b Vraggeld: bereken vir vragte van +/- 20 000 - 30 000t / Freight rates: calculated for freights of +/- 20 000 - 30 000t

c Finansieringskoste: 30 000t @ KAV @ primakoers vir 30 dae. Bron/Source: SARB 10.00% 2018/03/29
Financing cost 30 000t @ CIF @ prime rate for 30 days.

d Aflaaiikoste / Discharging costs (R/ton):

	Sojabone/ Soybeans	Sonneblom/ Sunflower	Canola	Grondbone/ Groundnuts
Bron / Source: Mainport Africa Shipping	203.37	203.37	203.37	605.32

e Aflaaiikoste / Discharging fees:

Ingesluit: Kaaigelde, hantering, kaaitoesig, agente/dokumentasie, logistiek & opnames (inspeksie van skeepsvrag) /

Included: Wharfage, handling, wharf supervision, agent/documentation, logistic & survey (inspection of shipload).

Uitgesluit: Gesondheidsinspeksie-, skeepsagentskapfooi, strooktoetsingsfooi vir GMO, opbergingskoste asook BTW en invoerbelasting /

Excluded: Health inspection fee, Ship agency fee, strip testing fees for GMO, storage costs as well as VAT and import duty.

N.B: Slegs 'n aanduiding, aangesien koste van opname beding kan word / N.B: Indication only, as cost of survey can be negotiated.

f Invoertarif / Import Tariff:

Sojabone/Soybeans = 8% op VAB / on FOB

Sonneblom/Sunflower = Vry / Free

Canola = 10% op VAB / on FOB

Grondbone/Groundnuts = 10% op VAB / on FOB

g Neem asb. Kennis dat Spoorwet se standaard spoorvrag op 1 April 2017 verhoog het na R460.20.

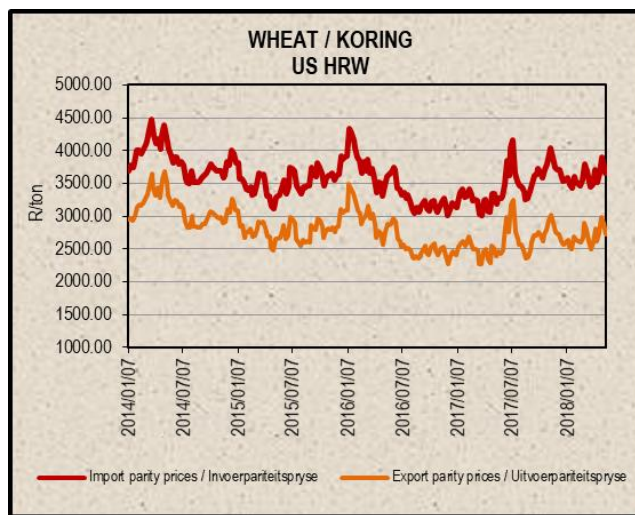
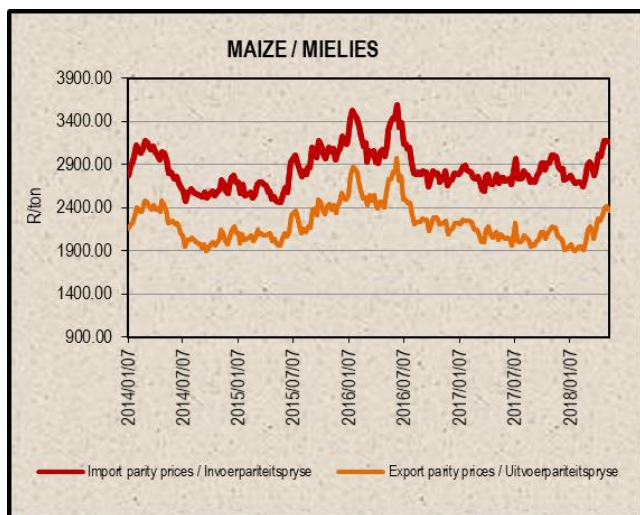
Please note that on 1 April 2017 Spoorwet's standard railage cost has increased to R460.20.

* Kwotasies is k.a.v. pryse. VAB pryse dus berekende pryse (kav minus vraggeld) / Quotes are c.i.f. prices. FOB prices are therefore calculated prices (cif minus freight rates).

13. EXPORT PARITY PRICES (b)

13. UITVOERPARITEITPRYSE (b)

INDICATIVE EXPORT PARITY PRICES AS ON	2018/05/15				AANDUIDENDE UITVOERPARITEITSPRYSE SOOS OP
This is only an example of how an export parity price can be calculated - it can vary according to need	US No3Y Maize/ Mielies Gulff/Golf (b) May/Mei 2018	US HRW Wheat/Koring Gulff/Golf (b) May/Mei 2018	US DNS 14% Wheat/Koring PNW (b) May/Mei 2018	Argentine Raw Runner 40/50 Groundnuts/ Grondbone (f) Jul 2018	Hierdie is slegs 'n voorbeeld van hoe 'n uitvoerpariteitsprys bereken kan word - dit kan varieer volgens behoefte
FOB Gulf value (\$/t)	198.00	238.00	293.00	1460.00	VAB Golfwaarde (\$/t)
Difference in quality and locality of SA ¹ Maize: Plus US\$10 (\$/t) Groundnuts: Less 3,5% of fob value	\$10.00			96,5%	Kwaliteits- en liggingsverskil van SA ¹ Mielies: Plus VSA\$10 (\$/t) Grondbone: Min 3,5% van vab waarde
SA fob price (\$/t)	208.00	238.00	293.00	1408.90	SA vab prys (\$/t)
Exchange rate (1\$-): (2018/05/15)	12.4074	12.4074	12.4074	12.4074	Wisselkoers (1\$-): (2018/05/15)
FOB Gulf value (R/t)	2580.74	2952.96	3635.37	17480.79	VAB Golfwaarde (R/t)
Marketing costs:					Bemarkings koste:
Financing (Prime rate 10% - 30 days) (R/t)	21.21	24.27	29.88	143.68	Finansieringskoste (Primakoers 10% - 30 dae) (R/t)
Railage: ² Randfontein – Durban harbour	460.20	460.20	460.20	-	Spoorvrag: ² Randfontein – Durbanhawe
Loading costs: (R/t) ³ Durban Harbour (Mainly spout method)	192.50	205.14	205.14	562.50	Oplaaikoste: (R/t) ³ Durbanhawe (Hoofsaaklik tregter metode)
EXPORT REALISATION (R/t):					UITVOER REALISASIE (R/t):
Randfontein	1906.83	2263.35	2940.15	16774.61	Randfontein
<i>Difference in quality and locality of SA (As requested by the industry)</i>			1		<i>Kwaliteits- en liggingsverskil van SA (Soos deur die bedryf versoek)</i>
<i>As from 14 June 2012, the discount/rebate will no longer be used to calculate the export parity price on US HRW and a new calculation will be added for US DNS, also without the discount/rebate.</i>					<i>Vanaf 14 Junie 2012 sal die diskonto/premie nie meer gebruik word by die berekening van die uitvoerpariteitprys van US HRW nie en 'n nuwe berekening word nou vir US DNS gedoen, ook sonder diskonto/premie.</i>
<i>Railage costs: Please note that on 1 April 2017 Spoomet's standard railage cost has increased to R460.20.</i>			2		<i>Spoorvrag koste: Neem asb. kennis dat Spoomet se standaard spoorvrag op 1 April 2017 verhoog het na R460.20.</i>
<i>Loading costs, received from Mainport Africa Shipping: Included: Cargo dues, handling, wharf supervision, agency/documentation, logistics & surveys (inspection of cargo). Excluded: Ship agent fees, health & PPECB inspections, storage facility & transport costs to storage facility, VAT & duties.</i>			3		<i>Oplaaikoste, ontvang van Mainport Africa Shipping: Ingesluit: Kaaigelde, hantering, kaaitoesig, agente/dokumentasie, logistiek & opnames (inspeksie van skeepsvrag) Uitgesluit: Skeepsagentskaps-, inspeksie-, opbergings- en vervoerkoste na opbergingsfasiliteit, BTW & invoerbelasting.</i>



14. WEATHER

For local weather, please follow the link below:
www.weathersa.co.za

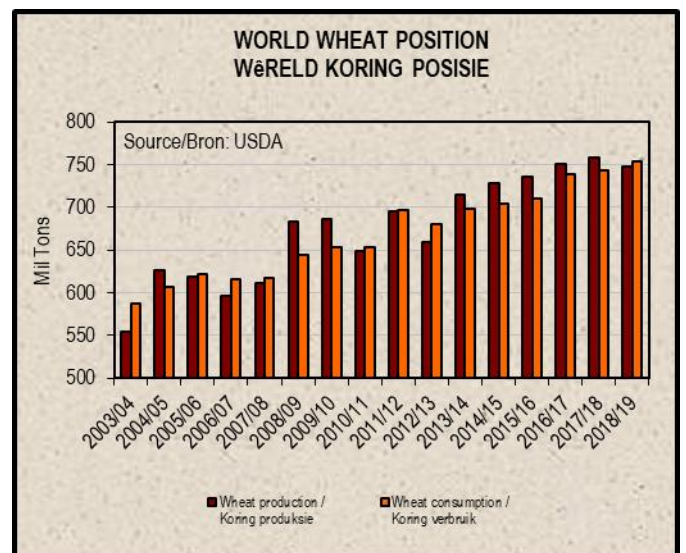
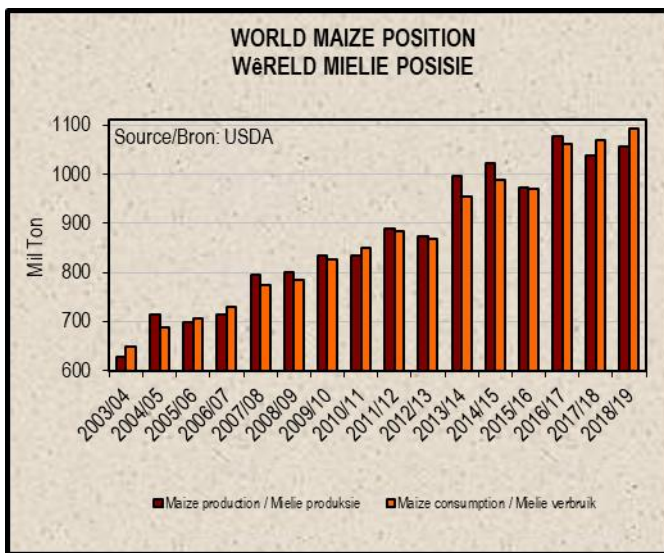
14. WEER

Vir plaaslike weer, volg asseblief die onderstaande skakel:
www.weathersa.co.za

15. SUNDRIES (g)

15. SUNDRIES (g)

World Balance Sheet / Wêreld Balansstaat (2018/05/10)										
Million Ton	2018/19									Miljoen Ton
	Maize Mielies	Wheat Koring	Barley Gars	Sorghum	Oats Hawer	Ground-nuts Grond-bone	Canola/ Rape-seed	Soybeans Sojabone	Sunflower seed Sonne-blomsaad	
Production	1 056	748	148	58	24	45	75	355	50	Produksie
Consumption	1 092	754	148	59	23	19	72	313	46	Verbruik
Trade	158	188	29	6	3	4	17	162	2	Handel
Stock	159	264	17	4	3	3	7	87	2	Voorraad



Sources /Bronne:

(a) = Safex; (b) = International Grains Council; (c) = CBOT; (d) = KCBT;
 (e) = Oil World; (f) = Geographical Peanut World; (g) = USDA Fas-Online.

* Formula according to ITAC (International Trade Administration Commission of South Africa)/
 Formule volgens ITAC (International Trade Administration Commission of South Africa)

SAGIS
 Nico Hawkins
 General Manager / Hoofbestuurder

Indemnity/Vrywaring: Although everything has been done to ensure the accuracy of the information, neither SAGIS nor any of its directors or employees takes any responsibility for actions or losses that might occur as a result of the usage of this information. / Alhoewel alles gedoen is om te verseker dat die inligting korrek is, aanvaar nie SAGIS of enige van sy direkteure of werknemers verantwoordelikheid vir enige aksies of verliese as gevolg van die inligting wat gebruik is nie.