

## SAGIS WEEKLY BULLETIN / SAGIS WEEKLIKSE BULLETIN

1. Producer Deliveries (ton):			1. Produsentelewerings (ton):	
Commodity	Latest week/ Jongste week: 21 - 27 Apr 2018	Total: current marketing year/ Totaal: huidige bemarkingsjaar	Total: same period previous marketing year/ Totaal: selfde periode vorige bemarkingsjaar	Kommoditeit
White maize	12 401	9 226 247	3 551 822	Witmielies
Yellow maize	12 156	6 328 589	3 917 778	Geelmielies
Total: maize	24 557	15 554 836	7 469 600	Totaal: mielies
Wheat	1 451	1 481 976	1 844 080	Koring

2. Imports (ton):			2. Invoere (ton):	
2.1 Imports for RSA			2.1 Invoere vir RSA	
Commodity	Latest week/ Jongste week: 21 - 27 Apr 2018	Total: current marketing year/ Totaal: huidige bemarkingsjaar	Total: same period previous marketing year/ Totaal: selfde periode vorige bemarkingsjaar	Kommoditeit
White maize	0	0	644 144	Witmielies
Yellow maize	0	0	1 592 599	Geelmielies
Maize Total	0	0	2 236 743	Mielies Totaal
Wheat	0	1 153 607	463 365	Koring

### Origin of imports / Oorsprong van invoere

White maize/Witmielies	Yellow maize/Geelmielies	Wheat/Koring
		Argentina
		Germany
		Latvia
		Lithuania
		Romania
		Russia
		Ukraine
		USA

### 2.2 Imports for other countries

### 2.2 Invoere vir ander lande

White maize	0	0	268 818	Witmielies
Yellow maize	0	0	11 605	Geelmielies
Maize Total	0	0	280 423	Mielies Totaal
Wheat	0	142 382	136 137	Koring

### Origin of imports / Oorsprong van invoere

White maize/Witmielies	Yellow maize/Geelmielies	Wheat/Koring
		Argentina
		Germany
		Latvia
		Lithuania
		Russia
		Ukraine
		USA

**3. Exports (ton):**

**3.1 RSA Exports**

Commodity	Latest week/ Jongste week: 21 - 27 Apr 2018	Total: current marketing year/ Totaal: huidige bemarkingsjaar	Total: same period previous marketing year/ Totaal: selfde periode vorige bemarkingsjaar	Kommoditeit
White maize	7 887	769 973	546 381	Witmielies
Yellow maize	58 531	1 476 701	290 809	Geelmielies
Maize Total	66 418	2 246 674	837 190	Mielies Totaal
Wheat	946	30 567	63 616	Koring

**Destination of exports / Bestemming van uitvoere**

White maize/Witmielies	Yellow maize/Geelmielies	Wheat/Koring
Botswana	Angola	Botswana
Kenya	Botswana	Lesotho
Lesotho	Japan	Namibia
Mozambique	North Korea	Swaziland
Namibia	South Korea	Zambia
Qatar	Lesotho	Zimbabwe
Spain	Mozambique	
Swaziland	Namibia	
Uganda	Swaziland	
Zimbabwe	Taiwan	
	Zimbabwe	

**3.2 Imports for Exports**

**3.2 Invoere vir Uitvoere**

Commodity				
White maize	0	24 868	252 876	Witmielies
Yellow maize	0	0	15 374	Geelmielies
Maize Total	0	24 868	268 250	Mielies Totaal
Wheat	1 064	137 839	142 064	Koring

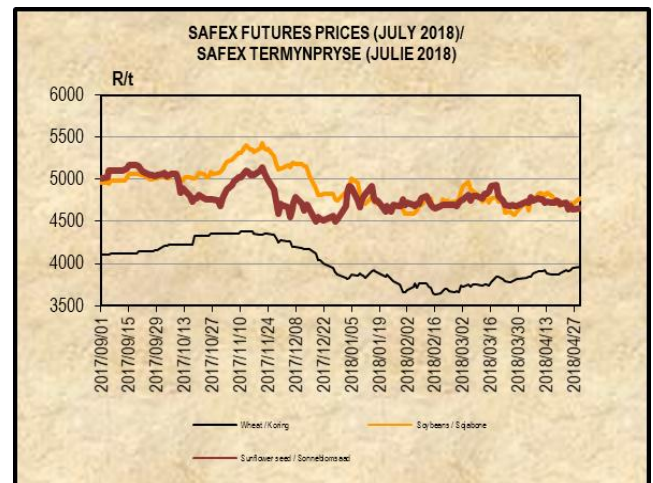
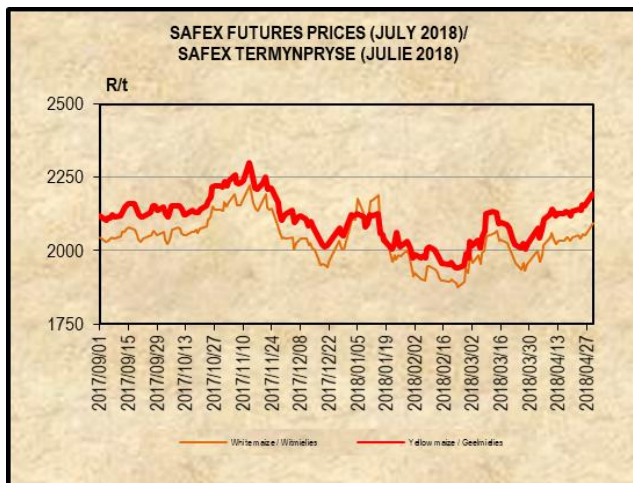
**Destination of exports / Bestemming van uitvoere**

White maize/Witmielies	Yellow maize/Geelmielies	Wheat/Koring
Botswana		Botswana
Zimbabwe		Lesotho
		Mozambique
		Swaziland
		Zimbabwe

**4. DOMESTIC PRICES PER SAFEX (R/t)(a)**

**4. PLAASLIKE PRYSE VOLGENS SAFEX (R/t)(a)**

Commodity	Future Prices / Termynpryse (2018/04/30) R/ton					Kommoditeit
	May-18	Jul-18	Sep-18	Dec-18	Mar-19	
White maize	2037.00	2093.00	2144.00	2216.00	2243.00	Witmielies
Yellow maize	2148.00	2196.00	2240.00	2306.00	2332.00	Geelmielies
Wheat	3895.00	3955.00	3910.00	3890.00	3940.00	Koring
Sunflower	4511.00	4652.00	4792.00	4885.00	4909.00	Sonneblom
Soybeans	4681.00	4779.00	4871.00	4991.00	5060.00	Sojabone
Sorghum	3103.00	3000.00	3352.00	3385.00	3600.00	Sorghum



## 5. IMPORT TARIFF ON MAIZE (b)\*

## 5. INVOERTARIEF OP MIELIES (b)\*

Derived US No2Y Yellow Maize fob (Gulf) (b)	2018-04-25	2018-04-26	2018-04-27	2018-04-30	2018-05-01	Afgeleide VSA No2Y Geelmielies vab (Golf) (b)
RSA Initial Reference Price	<b>\$110.00</b>					RSA Oorspronklike Verwysingsprys
Base price (\$/t)	117.65	117.65	117.65	117.65	117.65	Basisprys (\$/t)
Daily price (\$/t) (IGC)	196.60	194.60	195.60	196.60	197.60	Daaglikse prys (\$/t) (IGC)
Average of 21 days (\$/t)	192.36	192.93	193.55	193.93	194.36	Gemiddeld van 21 dae (\$/t)
Deviation from base price (\$/t)	-74.71	-75.28	-75.90	-76.28	-76.71	Afwyking van basisprys (\$/t)
Duty on maize (\$/t)	-82.36	-82.93	-83.55	-83.93	-84.36	Reg op mielies (\$/t)
R/\$ Exchange rate (average of 21 days)	11.9953	12.0301	12.0626	12.0889	12.1255	R/\$ Wisselkoers (gemiddeld van 21 dae)
Duty on maize before adjustment (R/t)	-987.93	-997.66	-1007.83	-1014.62	-1022.91	Reg op mielies voor aanpassing (R/t)
Real effective exchange rate index	0.9230	0.9230	0.9230	0.9230	0.9230	Reële effektiewe wisselkoersindeks
Duty on maize (R/t)	-911.87	-920.84	-930.23	-936.50	-944.15	Reg op mielies (R/t)
<b>Tariff Gazetted 2006/12/08</b>	<b>R0.00/t</b>					<b>Tarief gepubliseer 2006/12/08</b>

## 6. IMPORT TARIFF ON WHEAT (b)\*

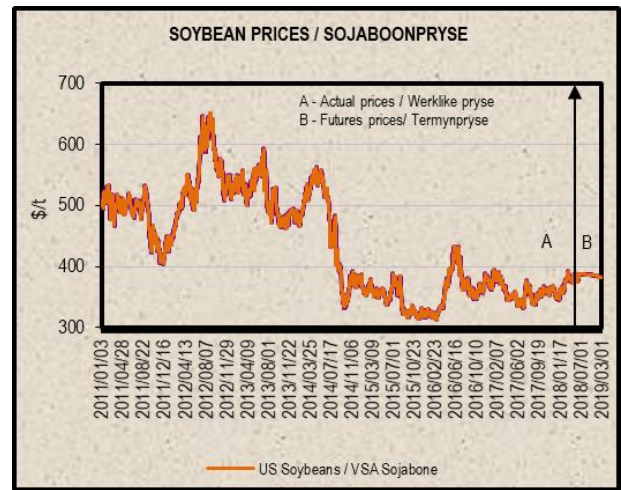
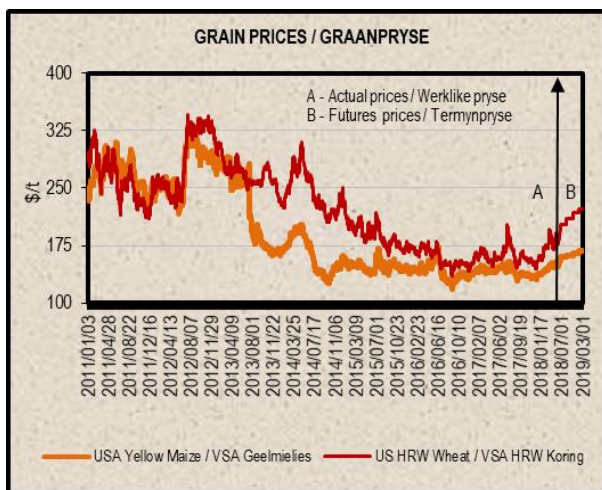
## 6. INVOERTARIEF OP KORING (b)\*

US No2 HRW fob (Gulf)	2018/04/03	2018/04/10	2018/04/17	2018/04/24	2018/05/01	VSA No2 HRW vab (Golf)
RSA Initial Reference Price	279.00	279.00	279.00	279.00	279.00	RSA Oorspronklike Verwysingsprys
Base price (\$/t)	250.33	250.33	239.00	239.00	239.00	Basis prys (\$/t)
Weekly price (\$/t) (IGC)	237.00	249.00	235.00	240.00	253.00	Weeklikse prys (\$/t) (IGC)
3 Weeks moving average (\$/t)	234.33	239.00	240.33	241.33	242.67	3 Weke skuiwende gemiddeld (\$/t)
Deviation from base price (\$/t)	16.00	11.33	-1.33	-2.33	-3.67	Afwyking van basisprys (\$/t)
Number of weeks that the deviation is more than \$10	2	3				Aantal weke wat die afwyking meer as \$10 is
Calculated duty on wheat (\$/t)	44.67	40.00	38.67	37.67	36.33	Berekende reg op koring (\$/t)
R/\$ exchange rate	11.8514	12.1081	12.0305	12.3029	12.6219	R/\$ wisselkoers
Calculated duty before adjustment (R/t)	529.40	484.32	465.22	463.45	458.55	Berekende reg voor aanpassing (R/t)
Real effective exchange rate Index	0.9028	0.9028	0.9028	0.9028	0.9230	Reële effektiewe wisselkoersindeks
Calculated duty on wheat (R/t)	477.94	437.25	420.00	418.40	423.24	Berekende reg op koring (R/t)
<b>Tariff Gazetted 2018/04/06 (R/t)</b>	<b>R 394.90</b>					<b>Tarief gepubliseer 2018/04/06 (R/t)</b>

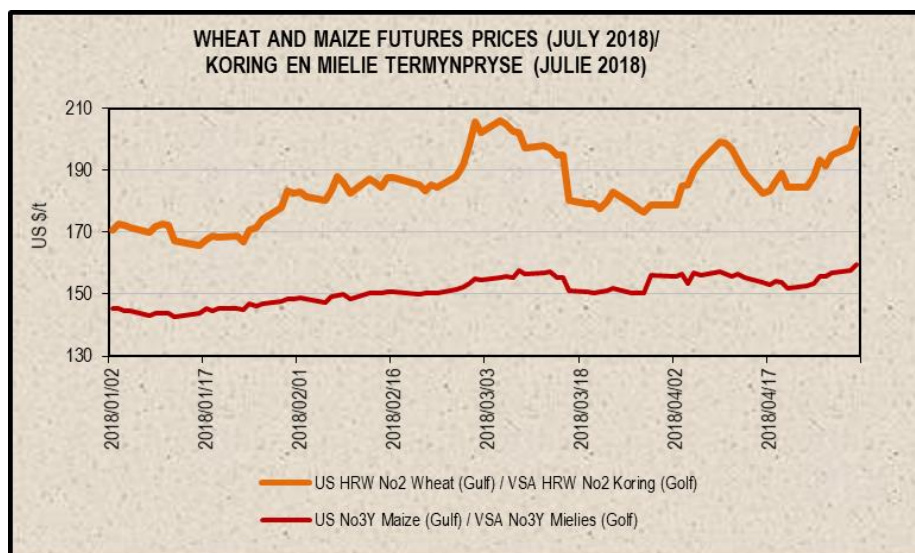
7. PRICES – INTERNATIONAL (US\$/t)

7. PRYSE - INTERNASIONAAL (VSA\$/t)

FOB (US\$/t)	Export Quotations/ Uitvoerkwotasie (b)(e)(f)				VAB (VSA\$/t)
	2018/05/01	2018/04/24	2018/04/17	2018/04/10	
US No 2 HRW Wheat (Gulf)	253.00	240.00	235.00	249.00	VSA No 2 HRW Koring (Golf)
US DNS Wheat 14% PNW	306.00	293.00	293.00	300.00	VSA DNS Koring 14% PNW
Argentine Wheat (Up River)	240.00	234.00	225.00	230.00	Argentynse Koring (Up River)
EC (France) Wheat (grade 1)	206.00	205.00	209.00	213.00	EU (Frankryk) Koring (graad 1)
EC (Germany) B Quality Wheat	215.00	211.00	215.00	219.00	EU (Duitsland) B Kwaliteit Koring
Russia Milling 12.5%	214.00	214.00	214.00	212.00	Swart See Maalkoring
US No 3Y Maize (Gulf)	196.00	193.00	193.00	194.00	VSA No3Y Mielies (Golf)
Argentine Maize (Up River)	193.00	188.00	191.00	191.00	Argentynse Mielies (Up River)
US Sorghum (Gulf)	191.00	185.00	193.00	199.00	VSA Sorghum (Golf)
Argentine Sorghum (Up River)	153.00	150.00	145.00	139.00	Argentynse Sorghum (Up River)
US Soybeans (Gulf)	415.00	412.00	423.00	425.00	VSA Sojabone (Gulf)
Argentine Soybeans (Up River)	425.00	419.00	424.00	430.00	Argentynse Sojabone (Up River)
Canadian Canola	452.00	460.00	459.00	456.00	Kanadese Canola
Argentine Groundnuts Runners 40/50	1310.00	1310.00	1310.00	1310.00	Argentynse Grondbone 40/50 Runners
US Groundnuts Runners 40/50 shelled	1392.00	1392.00	1392.00	1342.00	VSA Grondbone 40/50 Runners uitgedop
Australian Maltng Barley (Commander Malt)	250.00	250.00	256.00	255.00	Australiese Moutgars (Commander Mout)



Futures prices (US\$/t) / Termynpryse (VSA\$/t) (c)(d) (2018/05/01)							
Commodity	May-18	Jul-18	Sep-18	Dec-18	Mar-19	May-19	Kommoditeit
US No3 Yellow maize	156.13	159.68	162.43	165.43	168.26	170.07	VSA No3 Geelmielies
US No2 HRW wheat	195.55	203.19	209.51	218.03	223.25	225.31	VSA No2 HRW koring
US Soybeans	383.02	386.98	386.76	n/a	382.21	380.89	VSA Sojabone



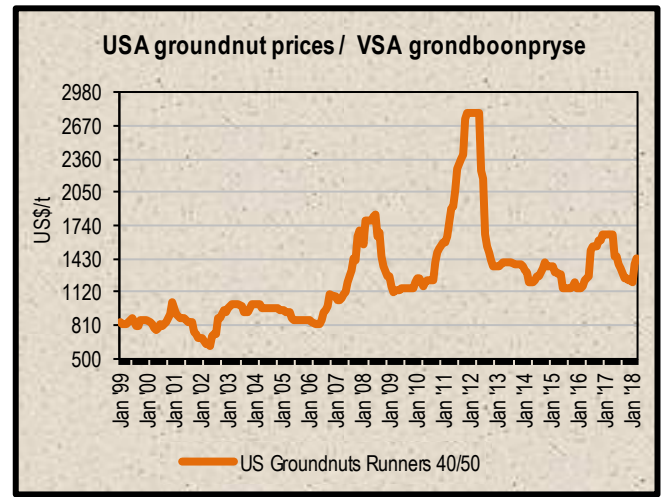
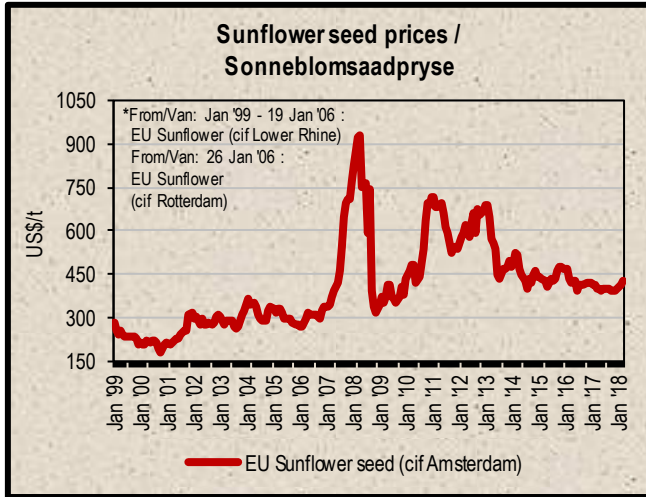
**8. LOWEST REPRESENTATIVE ASKING PRICES**  
(US\$/t)(e)(f)(Prices of previous week)

**8. LAAGSTE VERTEENWOORDIGENDE PRYSE GEVRA**  
(Pryse van vorige week)(VSA\$/t)(e)(f)

US\$/t	2018/04/26	2018/04/19	Change/ Verandering	VSA\$/t
Soybeans, Brazil, c.i.f. Rotterdam	459	462	-0.6%	Sojabone, Brasilië, k.a.v. Rotterdam
Soybeans, USA, c.i.f. Rotterdam	439	444	-1.1%	Sojabone, VSA, k.a.v. Rotterdam
Groundnuts, USA Runners 40/50*	1430	1430	0.0%	Grondbone, VSA Runners 40/50*
Groundnuts, Argentine Runners 40/50*	1400	1400	0.0%	Grondbone, Argentynse Runners 40/50*
Groundnut-oil, c.i.f. Rotterdam	1330	1330	0.0%	Grondboon-olie, k.a.v. Rotterdam
Sunflower seed, EU c.i.f. Amsterdam	424	423	0.2%	Sonneblomsaad, EU k.a.v. Amsterdam
Sunflower-oil, EU (fob) N.W. Europe	805	800	0.6%	Sonneblom-olie, EU (vab) N.W. Eur.
Rapeseed, Europe, 00, c.i.f. Hamburg	414	418	-1.0%	Raapsaad, Europa, 00, k.a.v. Hamburg

\* Shelled, c.i.f. Rotterdam

\* Uitgedop k a v Rotterdam



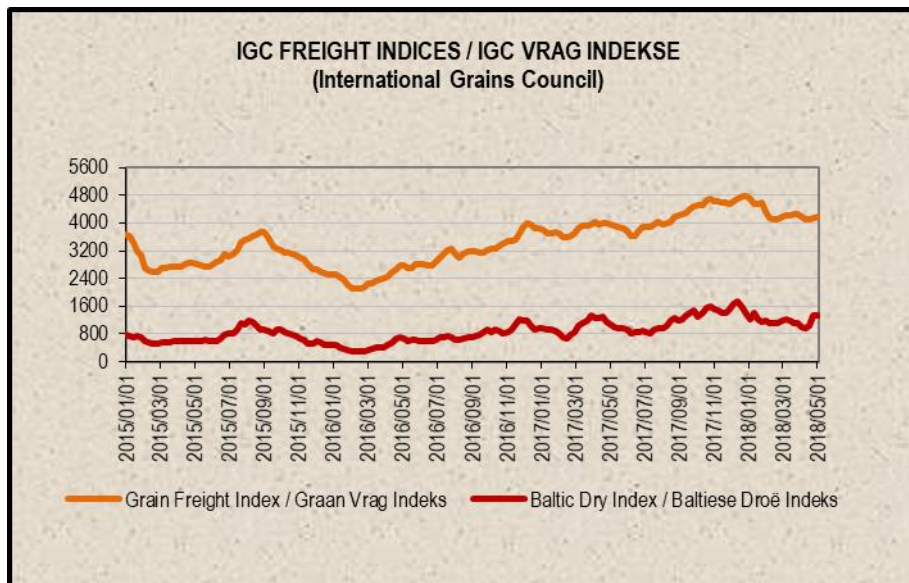
**9. IGC FREIGHT INDICES (b)**

**9. IGC VRAG INDEKSE (b)**

IGC FREIGHT INDICES / IGC VRAG INDEKSE							
	2018/03/27	2018/04/03	2018/04/10	2018/04/17	2018/04/24	2018/05/01	
Grain Freight Index*	4252	4164	4115	4115	4145	4164	Graan Vrag Indeks*
Baltic Dry Index	1117	1016	974	1052	1330	1327	Baltiese Droë Indeks

\* IGC Grain Freight Index represents 15 major grain routes, including five from the United States of America, and two each from other main exporting nations (including Argentina, Black Sea, Europe and Canada); with base an average of the four weeks ending 11 May 2005 = 6000. The updated indices will be available on Thursdays on SAGIS' website.

\* IGC Graan Vrag Indeks verteenwoordig 15 hoof graanroetes, insluitende vyf vanaf die Verenigde State van Amerika, en twee elk van ander hoof uitvoermasies (insluitende Argentinië, Swart See, Europa en Kanada); met basis 'n gemiddeld van die vier weke geëindig 11 Mei 2005 = 6000. Die opgedateerde indekse sal Donderdae op SAGIS se webwerf beskikbaar



10. IMPORT PARITY PRICES – SUMMER GRAINS (b)

10. INVOERPARITEITPRYSE - SOMERGRANE (b)

INVOERPARITEITPRYSE VAN SOMERGRANE (BTW UITGESLT) SOOS OP				2018/05/01		IMPORT PARITY PRICES OF SUMMER GRAINS (VAT EXCL) AS ON	
ITEM	Nota/ Note	Mielies/Maize	Mielies/Maize	Sorghum	Sorghum	Sorghum	ITEM
		VSA/ USA Golf/Gulf (no.3Y)	Argentynse/ Argentine Up River	VSA/ USA Golf/Gulf	Argentynse/ Argentine Up River	Australiese/ Australian Brisbane	
		\$/t	\$/t	\$/t	\$/t	\$/t	
Internasionale VAB pryse	a	196.00	193.00	191.00	153.00	308.00	International FOB prices
Vraggeld	b	38.00	31.00	38.00	31.00	20.00	Freight Rates
Assuransie (0.3% van VAB)		0.59	0.58	0.57	0.46	0.92	Insurance (0.3% of FOB)
1 KOSTE, ASSURANSIE EN VRAG (KAV) \$/T		234.59	224.58	229.57	184.46	328.92	1 COST, INSURANCE AND FREIGHT (CIF) \$/T
<i>Omskakel na R/t</i>							<i>Converted to R/t</i>
R\$ Wisselkoers op: 2018/05/01		12.6219	12.6219	12.6219	12.6219	12.6219	R/\$ Exchange rate on: 2018/05/01
2 KOSTE, ASSURANSIE EN VRAG (KAV) R/t		2960.97	2834.63	2897.61	2328.24	4151.60	2 COST, INSURANCE AND FREIGHT (CIF) R/t
Finansieringskoste	c	24.34	23.30	23.82	19.14	34.12	Financing cost
3 KOSTE, ASSURANSIE, VRAG EN FINANSIERING R/t		2985.31	2857.93	2921.43	2347.38	4185.72	3 COST, INSURANCE, FREIGHT AND FINANCING R/t
Aflaaiikoste:	d, e						Discharging cost:
- Kaapstad		191.47	191.47	n/a	n/a	n/a	- Cape Town
- Durban		185.45	185.45	190.57	190.57	190.57	- Durban
Invoertarif	f	0.00	0.00	72.32	57.93	116.63	Import Tariff
4 VRY OP SPOOR (VOS) R/t							4 FREE ON RAIL (FOR) R/t
- Kaapstad		3176.78	3049.40	n/a	n/a	n/a	- Cape Town
- Durban		3170.76	3043.38	2993.75	2405.31	4302.35	- Durban
Spoorvragkoste	g						Railage cost
- Durban na Randfontein		460.20	460.20	460.20	460.20	460.20	- Durban to Randfontein
<b>5 GELEWER:</b>							<b>5 DELIVERED:</b>
- Durban na Randfontein R/ton		<b>3630.96</b>	<b>3503.58</b>	<b>3453.95</b>	<b>2865.51</b>	<b>4762.55</b>	- Durban to Randfontein R/ton

Notas/Notes:

a Bron van pryse en vraggeld : IGC GMI  
Source of prices and freight rates: IGC GMI

2018/05/01

Termyn / Term	US\$/ton (VAB/FOB)	Vraggeld/Freight Rate:	US\$/ton
Mielies/Maize: VSA/USA (Golf/Gulf No.3Y)	196.00	US Golf / Gulf	38.00
Mielies/Maize: Argentinië/Argentinia (Up River)	193.00	Argentinië / Argentina	31.00
Sorghum: VSA/USA (Golf / Gulf Milo)	191.00	Australië/Australia	20.00
Sorghum: Argentinië/Argentinia (Up River)	153.00		
Sorghum: Australië/Australia (Brisbane)	308.00		

b Vraggeld: bereken vir vragte van +/- 20 000 - 30 000t / Freight rates: calculated for freights of +/- 20 000 - 30 000t

c Finansieringskoste: 30 000t @ KAV @ primakoers vir 30 dae. Bron/Source: SARB 10.00% 2018/03/29  
Financing cost: 30 000t @ CIF @ prime rate for 30 days.

	Mielies/Maize:	Sorghum
Kaapstad / Cape Town:	191.47	n/a
Durban:	185.45	190.57

d Aflaaiikoste / Discharging costs (R/ton):

Bron / Source: Mainport Africa Shipping

e Ingesluit: Kaaigelde, hantering, kaaibesig, agente/dokumentasie, logistiek & opnames (inspeksie van skeepsvrag) /

Included: Wharfage, handling, wharf supervision, agent/documentation, logistic & survey (inspection of shipload).

Uitgesluit: Gesondheidsinspeksie, skeepagentskapfooi, strookbetsingsfooi vir GMO, obergingskoste asook BTW en invoerbelasting /

Excluded: Health inspection fee, Ship agency fee, strip testing fees for GMO, storage costs as well as VAT and import duty.

N.B: Slegs 'n aanduiding, aangesien koste van opname beding kan word / N.B: Indication only, as cost of survey can be negotiated.

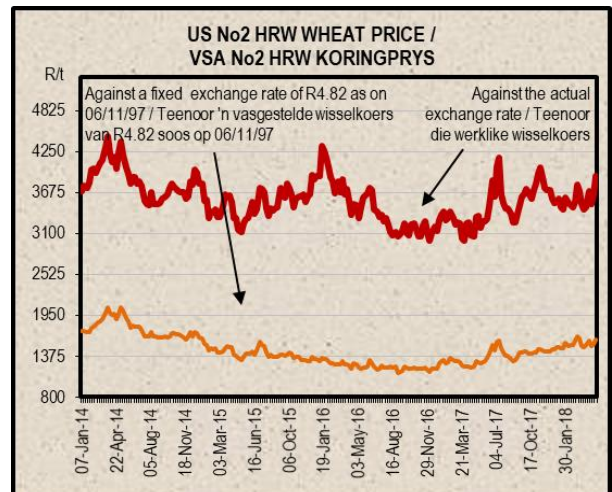
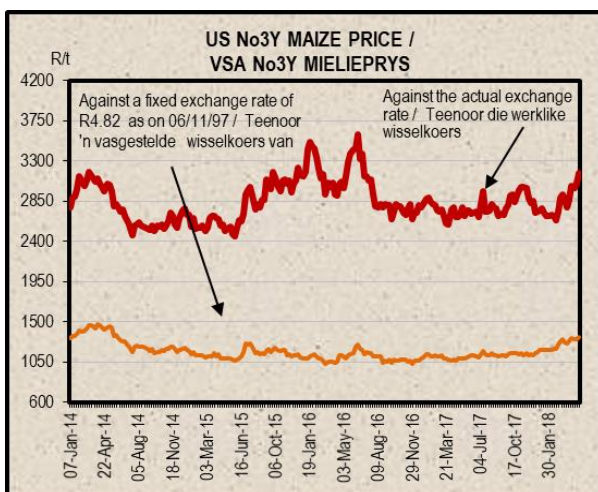
f Invoertarif / Import Tariff

Mielies/Maize = Vry / Free

Sorghum = 3% op VAB / on FOB

g Neem asb. kennis dat Spoorwet se standaard spoorvrag op 1 April 2017 verhoog het na R460.20.

Please note that Spoornet's standard railage cost has increased on 1 April 2017 to R460.20.



11. IMPORT PARITY PRICES – WINTER CEREALS (b)

11. INVOERPARITEITPRYSSE - WINTERGRANE (b)

INVOERPARITEITPRYSSE VAN WINTERGRANE (BTW UITGESLT) SOOS OP		2018/05/01				IMPORT PARITY PRICES OF WINTER CEREALS (VAT EXCL) AS ON		
ITEM	Nota / Note	Koring/Wheat	Koring/Wheat	Koring/Wheat	Koring/Wheat	Gars/Barley	Gars/Barley	ITEM
		VSA/ USA Golf/Gulf	VSA/ USA PNW	Argentynse/ Argentine Up River	EU Duitsland/ Germany  B kwaliteit/ quality	Australiese/ Australian Fremantle	Franse/ French Rouen	
		HRW	DNS	Trigo Pan		Mout/Malting	Mout/Malting	
Internasionale VAB pryse	a	\$/t	\$/t	\$/t	\$/t	\$/t	\$/t	International FOB prices
Vraggeld	b	253.00	306.00	240.00	215.00	250.00	244.00	Freight Rates
Assuransie (0.3% van VAB)		38.00	38.00	31.00	29.00	21.00	30.00	Insurance (0.3% of FOB)
1 KOSTE, ASSURANSIE EN VRAG (KAV) \$/T		0.76	0.92	0.72	0.65	0.75	0.73	1 COST, INSURANCE AND FREIGHT (CIF) \$/T
<i>Omskakel na R/t</i>		291.76	344.92	271.72	244.65	271.75	274.73	<i>Converted to R/t</i>
R/\$ Wisselkoers op: 2018/05/01		12.6219	12.6219	12.6219	12.6219	12.6219	12.6219	R/\$ Exchange rate on: 2018/05/01
2 KOSTE, ASSURANSIE EN VRAG (KAV) R/t		R/t	R/t	R/t	R/t	R/t	R/t	2 COST, INSURANCE AND FREIGHT (CIF) R/t
		3682.57	4353.55	3429.62	3087.95	3430.00	3467.61	
Finansieringskoste	c	30.27	35.78	28.19	25.38	28.19	28.50	Financing cost
3 KOSTE, ASSURANSIE, VRAG EN FINANSIERING R/t		3712.84	4389.33	3457.81	3113.33	3458.19	3496.11	3 COST, INSURANCE, FREIGHT AND FINANCING R/t
Aflaaiikoste	d, e							Discharging cost
3.1 Kaapstad (Hoofsaaklik kaaihykraan metode)		191.47	191.47	191.47	191.47	199.17	199.17	3.1 Cape Town (Mainly shore cranes method)
3.2 Durban (Hoofsaaklik suig-in-silo metode)		189.30	189.30	189.30	189.30	190.57	190.57	3.2 Durban (Mainly suction into silo method)
Invoertarief op koring	f	394.90	394.90	394.90	394.90	0.00	0.00	Import Tariff on wheat
4 VRY OP SPOOR (VOS) R/t								4 FREE ON RAIL (FOR) R/t
4.1 Kaapstadhawe		4299.21	4975.70	4044.18	3699.70	3657.36	3695.28	4.1 Cape Town Harbour
4.2 Durbanhawe		4297.04	4973.53	4042.01	3697.53	3648.76	3686.68	4.2 Durban Harbour
Spoorvragkoste	g					n/a	n/a	Railage cost
- Kaapstad na Paarl		119.27	119.27	119.27	119.27			- Cape Town to Paarl
- Durban na Randfontein		460.20	460.20	460.20	460.20	460.20	460.20	- Durban to Randfontein
5 GELEWER:								5 DELIVERED:
- Kaapstad na Paarl R/ton		4418.48	5094.97	4163.45	3818.97	n/a	n/a	- Cape Town to Paarl R/ton
- Durban na Randfontein R/ton		4757.24	5433.73	4502.21	4157.73	4108.96	4146.88	- Durban to Randfontein R/ton

Notas/Notes:

2018/05/01

a Bron van pryse en vraggeld : IGC GMI  
Source of prices and freight rates: IGC GMI

Termyn / Term	VAB/FOB US\$/ton	Vraggeld / Freight Rate: US\$/ton	Gars/Barley = US\$ + 1
Mei/May 2018	253.00	US (Golf / Gulf)	38.00
Mei/May 2018	306.00	Argentinië / Argentine (Upriver)	31.00
Mei/May 2018	240.00	EEC (Bordeaux Hamburg)	29.00
Mei/May 2018	215.00	Australië / Australia (Eastern)	21.00
Gars/Barley: Australiese moutgars/Australian malting barley (Adelaide)	250.00		
Gars/Barley: Franse moutgars/French malting barley (Rouen)	244.00		

b Vraggeld: bereken vir vragte van +/- 20 000 - 30 000t / Freight rates: calculated for freights of +/- 20 000 - 30 000t

c Finansieringskoste: 30 000t @ KAV @ primakoers vir 30 dae. Bron/Source: SARB 10.00% 2018/03/29  
Financing cost: 30 000t @ CIF @ prime rate for 30 days.

d Aflaaiikoste / Discharging cost (R/ton):

	Koring/Wheat	Gars/Barley:
Kaapstad / Cape Town:	191.47	199.17
Durban:	189.30	190.57

Bron / Source: Mainport Africa Shipping

e Ingesluit: Kaaijeld, hantering, kaaijeld, agente/dokumentasie, logistiek & opnames (inspeksie van skeepsvrag).

Included: Wharfage, handling, wharf supervision, agent/documentation, logistic & survey (inspection of shipload).

Uitgesluit: Gesondheidsinspeksie-, skeepagentskapfooi, strooktoetsingsfooi vir GMO, opbergingskoste asook BTW en invoerbelasting.

Excluded: Health inspection fee, Ship agency fee, strip testing fees for GMO, storage costs as well as VAT and import duty.

N.B: Slegs 'n aanduiding, aangesien koste van opname beding kan word / N.B: Indication only, as cost of survey can be negotiated.

f Invoertarief / Import Tariff:

Koring/Wheat = R394.90 p/ton

Gars/Barley = Vry/Free

g Neem asb. Kennis dat Spoorwet se standaard spoorvrag op 1 April 2017 verhoog het soos volg:

Kaapstad na Paarl R119.27 en Durban na Randfontein R460.20.

Please note that on 1 April 2017 Spoorwet's standard railage cost has increased as follows:

Cape Town to Paarl R119.27 and Durban to Randfontein R460.20.

12. IMPORT PARITY PRICES – OIL SEEDS (b)(e)(f)

12. INVOERPARITEITPRYSE - OLIESADE (b)(e)(f)

INVOERPARITEITPRYSE VAN OLIESADE (BTW UITGESLT) SOOS OP										2018/05/01										IMPORT PARITY PRICES OF OIL SEEDS (VAT EXCL) AS ON									
ITEM	Nota/ Note	Sojabone/ Soybeans	Sojabone/ Soybeans	Sojabone/ Soybeans	Sonneblom/ Sunflower	Canola	Grondbone/ Groundnuts	Grondbone/ Groundnuts	ITEM																				
		VSA/ USA	Argentynse/ Argentina	Brazilië/ Brazil	EU Franse/ French	Kanadese/ Canadian	Argentynse/ Argentina	VSA/ USA																					
		Golf/Gulf	Up River	Paranagua	Bordeaux	Vancouver	Raw Runners 40/50	Raw Runners 40/50																					
Internasionale VAB pryse	a	\$/t	\$/t	\$/t	\$/t	\$/t	\$/t	\$/t													International FOB prices								
Vraggeld	b	415.00	425.00	430.00	396.00	452.00	1410.00 *	1392.00 *													Freight Rates								
Assuransie (0.3% van VAB)		38.00	31.00	31.00	29.00	30.00	90.00	38.00													Insurance (0.3% of FOB)								
1 KOSTE, ASSURANSIE EN VRAG (KAV) \$/T		1.25	1.28	1.29	1.19	1.36	4.23	4.18													1 COST, INSURANCE AND FREIGHT (CIF) \$/T								
Omskakeel na R/t		454.25	457.28	462.29	426.19	483.36	1504.23	1434.18													Converted to R/t								
R/\$ Wisselkoers op: 2018/05/01		12.6219	12.6219	12.6219	12.6219	12.6219	12.6219	12.6219													R/\$ Exchange rate on: 2018/05/01								
2 KOSTE, ASSURANSIE EN VRAG (KAV) R/t		R/t	R/t	R/t	R/t	R/t	R/t	R/t													2 COST, INSURANCE AND FREIGHT (CIF) R/t								
Finansieringskoste	c	5733.50	5771.74	5834.98	5379.33	6100.92	18986.24	18102.08													Financing cost								
3 KOSTE, ASSURANSIE, VRAG EN FINANSIERING R/t		47.12	47.44	47.96	44.21	50.14	156.05	148.78													3 COST, INSURANCE, FREIGHT AND FINANCING R/t								
Aflaaiikoste	d, e	5780.62	5819.18	5882.94	5423.54	6151.06	19142.29	18250.86													Discharging cost: Durban								
Invoertarief	f	190.57	190.57	190.57	190.57	190.57	612.66	612.66													Import Tariff								
4 VRY OP SPOOR (VOS) R/t Durban		419.05	429.14	434.19	0.00	570.51	1779.69	1756.97													4 FREE ON RAIL (FOR) R/t Durban								
Spoorvragkoste	g	6390.24	6438.89	6507.70	5614.11	6912.14	21534.64	20620.49													Railage cost								
- Durban na Randfontein		460.20	460.20	460.20	460.20	460.20	-	-													- Durban to Randfontein								
5 GELEWER:		6850.44	6899.09	6967.90	6074.31	7372.34	-	-													5 DELIVERED:								
- Durban na Randfontein R/ton																					- Durban to Randfontein R/ton								

Notas/Notes:

a Bron van pryse en vraggeld / Source of prices and freight rates : IGC (GMI), Geogalos Peanut World & Oilw  
2018/05/01

Termyn / Term	US\$/ton (VAB/FOB)	Vraggeld/Freight Rate:	US\$/ton
Sojabone/Soybeans: VSA/USA (Golf/Gulf)	Mei/May 2018 415.00	US Golf / Gulf	38.00
Sojabone/Soybeans: Argentinië/Argentina (Up River)	Mei/May 2018 425.00	Argentinië / Argentina	31.00
Sojabone/Soybeans: Brazilië/Brazil (Paranagua)	Jun 2018 430.00	EEC (Bordeaux/Hamburg)	29.00
Sonneblom/Sunflower: EU Frankryk/France (Bordeaux)	Mei/May 2018 396.00	Kanada/Canada (North Pacific)	30.00
Canola: Kanada/Canada (Vancouver)	Mei/May 2018 452.00	Grondbone/Groundnuts (ARG)	90.00
Grondbone/Groundnuts: Argentinië/Argentina (Raw Runner 40/50)	Jul 2018 1410.00		
Grondbone/Groundnuts: VSA/USA (Runners 40/50)	Jun 2018 1392.00		

b Vraggeld: bereken vir vragte van +/- 20 000 - 30 000t / Freight rates: calculated for freights of +/- 20 000 - 30 000t.

c Finansieringskoste: 30 000t @ KAV @ primakoers vir 30 dae. Bron/Source: SARB 10.00% 2018/03/29  
Financing cost: 30 000t @ CIF @ prime rate for 30 days.

d Aflaaiikoste / Discharging costs (R/ton):

	Sojabone/ Soybeans	Sonneblom/ Sunflower	Canola	Grondbone/ Groundnuts
Bron / Source: Mainport Africa Shipping	Durban: 190.57	190.57	190.57	612.66

e Aflaaiikoste / Discharging fees:

Ingesluit Kaaigelde, hantering, kaaitoesig, agente/dokumentasie, logistiek & opnames (inspeksie van skeepsvrag) /  
Included: Wharfage, handling, wharf supervision, agent/documentation, logistic & survey (inspection of shipload).  
Uitgesluit Gesondheidsinspeksie-, skeepsagentskapfooi, strooktoetsingsfooi vir GMO, opbergingskoste asook BTW en invoerbelasting /  
Excluded: Health inspection fee, Ship agency fee, strip testing fees for GMO, storage costs as well as VAT and import duty.  
N.B: Slegs 'n aanduiding, aangesien koste van opname beding kan word / N.B: Indication only, as cost of survey can be negotiated.

f Invoertarief / Import Tariff:

Sojabone/Soybeans = 8% op VAB / on FOB  
Sonneblom/Sunflower = Vry / Free  
Canola = 10% op VAB / on FOB  
Grondbone/Groundnuts = 10% op VAB / on FOB

g Neem asb. Kennis dat Spoornet se standaard spoorvrag op 1 April 2017 verhoog het na R460.20.  
Please note that on 1 April 2017 Spoornet's standard railage cost has increased to R460.20.

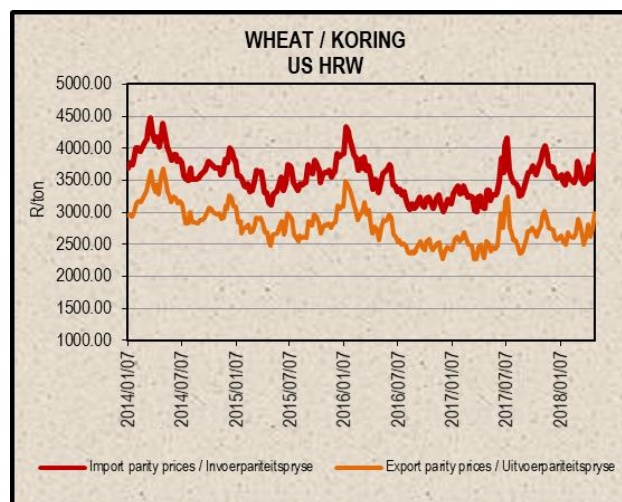
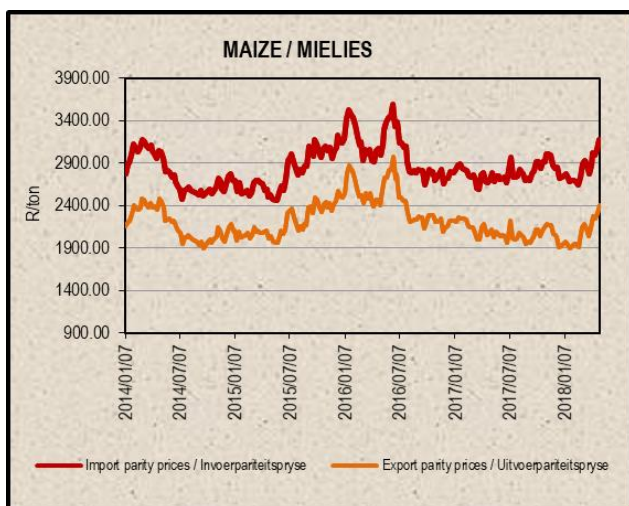
\* Kwotasies is k.a.v. pryse. VAB pryse dus berekende pryse (kav minus vraggeld) / Quotes are c.i.f. prices. FOB prices are therefore calculated prices (cif minus freight rates).



13. EXPORT PARITY PRICES (b)

13. UITVOERPARITEITPRYSE (b)

INDICATIVE EXPORT PARITY PRICES AS ON	2018/05/01				AANDUIDENDE UITVOERPARITEITSPRYSE SOOS OP
This is <b>only an example</b> of how an export parity price can be calculated - it can vary according to need	<b>US No3Y Maize/ Mielies Gulf/Golf (b)</b> May/Mei 2018	<b>US HRW Wheat/Koring Gulf/Golf (b)</b> May/Mei 2018	<b>US DNS 14% Wheat/Koring PNW (b)</b> May/Mei 2018	<b>Argentine Raw Runner 40/50 Groundnuts/ Grondbone (f)</b> Jul 2018	Hierdie is <b>slegs 'n voorbeeld</b> van hoe 'n uitvoerpariteitsprys bereken kan word - dit kan varieer volgens behoefte
FOB Gulf value (\$/t)	196.00	253.00	306.00	1410.00	VAB Golfwaarde (\$/t)
Difference in quality and locality of SA <sup>1</sup> Maize: Plus US\$10 (\$/t) Groundnuts: Less 3.5% of fob value	\$10.00			96,5%	Kwaliteits- en liggingsverskil van SA <sup>1</sup> Mielies: Plus VSA\$10 (\$/t) Grondbone: Min 3,5% van vab waarde
SA fob price (\$/t)	206.00	253.00	306.00	1360.65	SA vab prys (\$/t)
Exchange rate (1\$=): (2018/05/01)	12.6219	12.6219	12.6219	12.6219	Wisselkoers (1\$=): (2018/05/01)
FOB Gulf value (R/t)	2600.11	3193.34	3862.30	17173.99	VAB Golfwaarde (R/t)
<b>Marketing costs:</b>					<b>Bemerkings koste:</b>
Financing (Prime rate 10% - 30 days) (R/t)	21.37	26.25	31.74	141.16	Finansieringskoste (Primakoers 10% - 30 dae) (R/t)
Railage: <sup>2</sup> Randfontein – Durban harbour	460.20	460.20	460.20	-	Spoorvrag: <sup>2</sup> Randfontein – Durbanhawe
Loading costs: (R/t) <sup>3</sup> Durban Harbour (Mainly spout method)	170.98	182.97	182.97	508.83	Oplaaikoste: (R/t) <sup>3</sup> Durbanhawe (Hoofsaaklik tregter metode)
<b>EXPORT REALISATION (R/t):</b>					<b>UITVOER REALISASIE (R/t):</b>
<b>Randfontein</b>	<b>1947.56</b>	<b>2523.92</b>	<b>3187.39</b>	<b>16524.00</b>	<b>Randfontein</b>
<i>Difference in quality and locality of SA (As requested by the industry)</i> <i>As from 14 June 2012, the discount/rebate will no longer be used to calculate the export parity price on US HRW and a new calculation will be added for US DNS, also without the discount/rebate.</i>					<i>Kwaliteits- en liggingsverskil van SA (Soos deur die bedryf versoek)</i> <i>Vanaf 14 Junie 2012 sal die diskonto/premie nie meer gebruik word by die berekening van die uitvoerpariteitprys van US HRW nie en 'n nuwe berekening word nou vir US DNS gedoen, ook sonder diskonto/premie.</i>
<i>Railage costs:</i> <i>Please note that on 1 April 2017 Spoornet's standard railage cost has increased to R460.20.</i>					<i>Spoorvrag koste:</i> <i>Neem asb. Kennis dat Spoornet se standaard spoorvrag op 1 April 2017 verhoog het na R460.20.</i>
<i>Loading costs, received from Mainport Africa Shipping:</i> <i>Included: Cargo dues, handling, wharf supervision, agency/documentation, logistics &amp; surveys (inspection of cargo).</i> <i>Excluded: Ship agent fees, health &amp; PPECB inspections, storage facility &amp; transport costs to storage facility, VAT &amp; duties.</i>					<i>Oplaaikoste, ontvang van Mainport Africa Shipping:</i> <i>Ingesluit: Kaaigelde, hantering, kaaitoesig, agente/dokumentasie, logistiek &amp; opnames (inspeksie van skeepsvrag)</i> <i>Uitgesluit: Skeepsagentskaps-, inspeksie-, opbergings- en vervoerkoste na opbergingsfasiliteit, BTW &amp; invoerbelasting.</i>



#### 14. WEATHER

For local weather, please follow the link below:

[www.weathersa.co.za](http://www.weathersa.co.za)

#### 14. WEER

Vir plaaslike weer, volg asseblief die onderstaande skakel:

[www.weathersa.co.za](http://www.weathersa.co.za)

#### **Sources /Bronne:**

(a) = Safex; (b) = International Grains Council; (c) = CBOT; (d) = KCBT;

(e) = Oil World; (f) = Georgalos Peanut World.

\* Formula according to ITAC (International Trade Administration Commission of South Africa)/  
Formule volgens ITAC (International Trade Administration Commission of South Africa)

SAGIS

Nico Hawkins

General Manager / Hoofbestuurder

**Indemnity/Vrywaring:** Although everything has been done to ensure the accuracy of the information, neither SAGIS nor any of its directors or employees takes any responsibility for actions or losses that might occur as a result of the usage of this information. / Alhoewel alles gedoen is om te verseker dat die inligting korrek is, aanvaar nie SAGIS of enige van sy direkteure of werknemers verantwoordelikheid vir enige aksies of verliese as gevolg van die inligting wat gebruik is nie.