

## SAGIS WEEKLY BULLETIN / SAGIS WEEKLIKSE BULLETIN

1. Producer Deliveries (ton):			1. Produsentelewerings (ton):	
Commodity	Latest week/ Jongste week: 2 - 8 Jun 2018	Total: current marketing year/ Totaal: huidige bemarkingsjaar	Total: same period previous marketing year/ Totaal: selfde periode vorige bemarkingsjaar	Kommoditeit
White maize	53 188	303 182	2 170 717	Witmielies
Yellow maize	128 122	550 973	2 140 308	Geelmielies
Total: maize	181 310	854 155	4 311 025	Totaal: mielies
Wheat	810	1 503 870	1 850 911	Koring
Soybeans	58 518	1 359 510	N/A	Sojabone
Sunflower Seed	39 417	379 459	N/A	Sonneblomsaad

2. Imports (ton):			2. Invoere (ton):	
2.1 Imports for RSA			2.1 Invoere vir RSA	
Commodity	Latest week/ Jongste week: 2 - 8 Jun 2018	Total: current marketing year/ Totaal: huidige bemarkingsjaar	Total: same period previous marketing year/ Totaal: selfde periode vorige bemarkingsjaar	Kommoditeit
White maize	0	0	0	Witmielies
Yellow maize	0	0	0	Geelmielies
Maize Total	0	0	0	Mielies Totaal
Wheat	28 932	1 335 343	553 381	Koring

### Origin of imports / Oorsprong van invoere

White maize/Witmielies	Yellow maize/Geelmielies	Wheat/Koring
		Argentina
		Germany
		Latvia
		Lithuania
		Poland
		Romania
		Russia
		Ukraine
		USA

2.2 Imports for other countries			2.2 Invoere vir ander lande	
Commodity	Latest week/ Jongste week: 2 - 8 Jun 2018	Total: current marketing year/ Totaal: huidige bemarkingsjaar	Total: same period previous marketing year/ Totaal: selfde periode vorige bemarkingsjaar	Kommoditeit
White maize	0	0	0	Witmielies
Yellow maize	0	0	0	Geelmielies
Maize Total	0	0	0	Mielies Totaal
Wheat	0	167 455	156 458	Koring

### Origin of imports / Oorsprong van invoere

White maize/Witmielies	Yellow maize/Geelmielies	Wheat/Koring
		Argentina
		Germany
		Latvia
		Lithuania
		Poland
		Russia
		Ukraine
		USA

### 3. Exports (ton):

#### 3.1 RSA Exports

Commodity	Latest week/ Jongste week: 2 - 8 Jun 2018	Total: current marketing year/ Totaal: huidige bemarkingsjaar	Total: same period previous marketing year/ Totaal: selfde periode vorige bemarkingsjaar	Kommoditeit
White maize	6 703	64 560	52 441	Witmielies
Yellow maize	20 400	247 546	100 786	Geelmielies
Maize Total	27 103	312 106	153 227	Mielies Totaal
Wheat	1 643	44 598	84 272	Koring

#### Destination of exports / Bestemming van uitvoere

White maize/Witmielies	Yellow maize/Geelmielies	Wheat/Koring
Botswana	Botswana	Botswana
Lesotho	Italy	Lesotho
Mozambique	Korea	Namibia
Namibia	Mozambique	Swaziland
Spain	Namibia	Zambia
Swaziland	Swaziland	Zimbabwe
	Taiwan	
	Vietnam	

#### 3.2 Imports for Exports

Commodity	0	0	6 652	Witmielies
White maize	0	0	0	Geelmielies
Yellow maize	0	0	6 652	Mielies Totaal
Maize Total	2 498	156 329	160 902	Koring
Wheat				

#### 3.2 Invoere vir Uitvoere

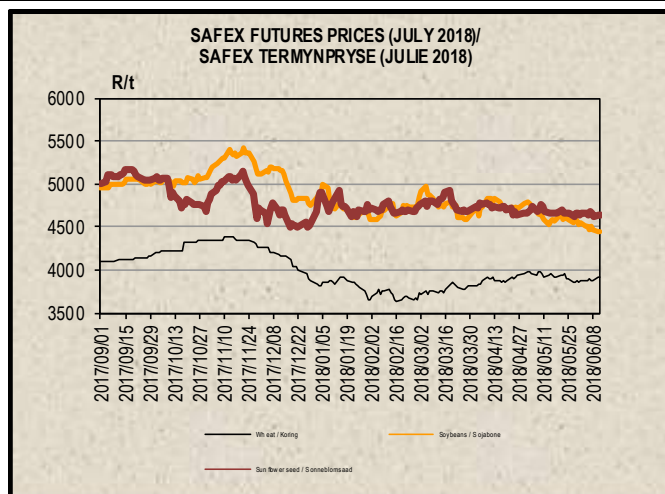
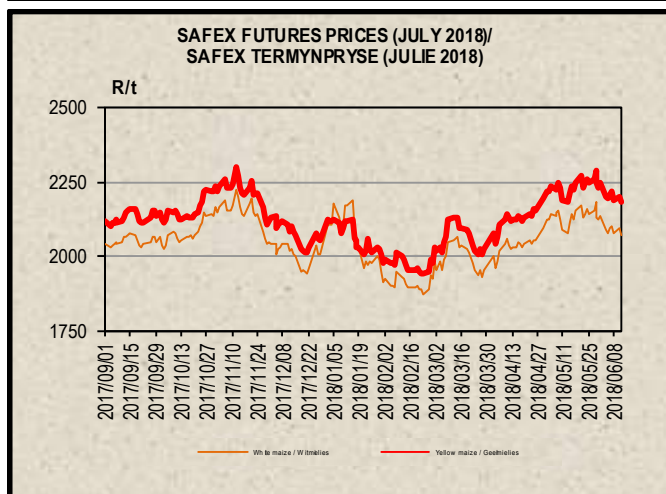
#### Destination of exports / Bestemming van uitvoere

White maize/Witmielies	Yellow maize/Geelmielies	Wheat/Koring
		Botswana
		Lesotho
		Mozambique
		Swaziland
		Zimbabwe

### 4. DOMESTIC PRICES PER SAFEX (R/t)(a)

Commodity	Future Prices / Termynpryse (2018/06/12) R/ton					Kommoditeit
	Jun-18	Jul-18	Sep-18	Dec-18	Mar-19	
White maize	2056.00	2070.00	2127.00	2212.00	2254.00	Witmielies
Yellow maize	2158.00	2183.00	2237.00	2310.00	2338.00	Geelmielies
Wheat	3867.00	3918.00	3955.00	3940.00	4000.00	Koring
Sunflower	4607.00	4643.00	4772.00	4905.00	4940.00	Sonneblom
Soybeans	4404.00	4444.00	4540.00	4670.00	4755.00	Sojabone
Sorghum	n/a	3110.00	3352.00	3385.00	3600.00	Sorghum

### 4. PLAASLIKE PRYSE VOLGENS SAFEX (R/t)(a)



## 5. IMPORT TARIFF ON MAIZE (b)\*

## 5. INVOERTARIEF OP MIELIES (b)\*

Derived US No2Y Yellow Maize fob (Gulf) (b)	2018-06-06	2018-06-07	2018-06-08	2018-06-11	2018-06-12	Afgeleide VSA No2Y Geelmielies vab (Golf) (b)
RSA Initial Reference Price	<b>\$110.00</b>					RSA Oorspronklike Verwysingsprys
Base price (\$/t)	117.65	117.65	117.65	117.65	117.65	Basisprys (\$/t)
Daily price (\$/t) (IGC)	178.60	177.60	178.60	174.60	178.60	Daaglikse prys (\$/t) (IGC)
Average of 21 days (\$/t)	190.70	189.74	188.84	187.84	186.98	Gemiddeld van 21 dae (\$/t)
Deviation from base price (\$/t)	-73.05	-72.09	-71.19	-70.19	-69.33	Afwyking van basisprys (\$/t)
Duty on maize (\$/t)	-80.70	-79.74	-78.84	-77.84	-76.98	Reg op mielies (\$/t)
R/\$ Exchange rate (average of 21 days)	12.5380	12.5409	12.5787	12.6156	12.6604	R/\$ Wisselkoers (gemiddeld van 21 dae)
Duty on maize before adjustment (R/t)	-1011.82	-1000.01	-991.70	-982.00	-974.60	Reg op mielies voor aanpassing (R/t)
Real effective exchange rate index	0.9161	0.9161	0.9161	0.9161	0.9161	Reële effektiewe wisselkoersindeks
Duty on maize (R/t)	-926.93	-916.11	-908.50	-899.61	-892.83	Reg op mielies (R/t)
<b>Tariff Gazetted 2006/12/08</b>	<b>R0.00/t</b>					<b>Tarief gepubliseer 2006/12/08</b>

## 6. IMPORT TARIFF ON WHEAT (b)\*

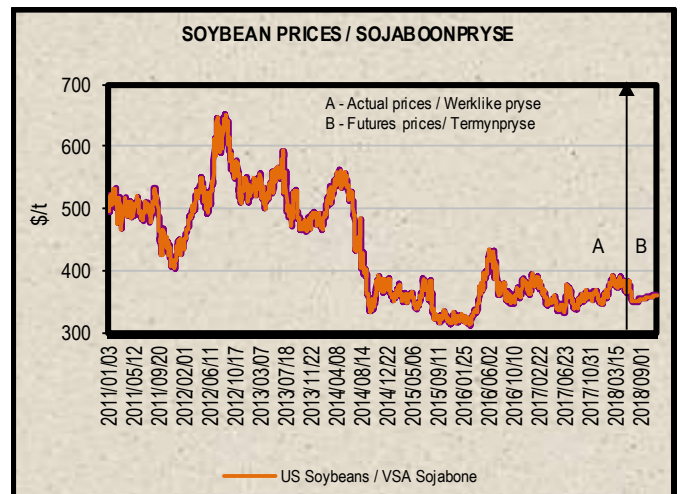
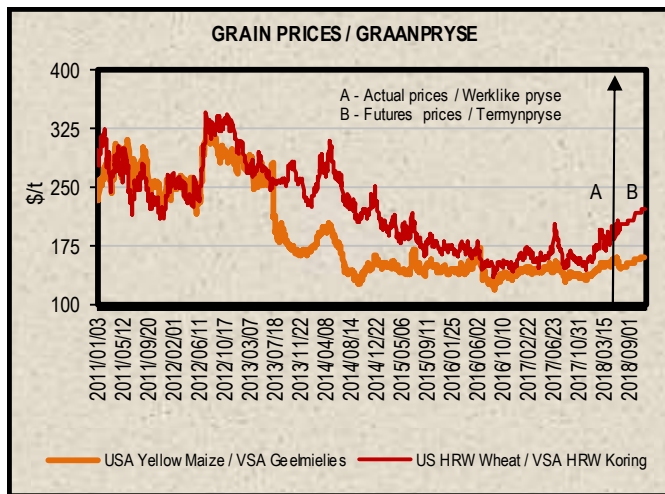
## 6. INVOERTARIEF OP KORING (b)\*

US No2 HRW fob (Gulf)	2018/05/15	2018/05/22	2018/05/29	2018/06/05	2018/06/12	VSA No2 HRW vab (Golf)
RSA Initial Reference Price	279.00	279.00	279.00	279.00	279.00	RSA Oorspronklike Verwysingsprys
Base price (\$/t)	239.00	239.00	239.00	239.00	239.00	Basis prys (\$/t)
Weekly price (\$/t) (IGC)	238.00	250.00	260.00	249.00	258.00	Weeklikse prys (\$/t) (IGC)
3 Weeks moving average (\$/t)	246.00	245.00	249.33	253.00	255.67	3 Weke skuiwende gemiddeld (\$/t)
Deviation from base price (\$/t)	-7.00	-6.00	-10.33	-14.00	-16.67	Afwyking van basisprys (\$/t)
Number of weeks that the deviation is more than \$10			1	2	3	Aantal weke wat die afwyking meer as \$10 is
Calculated duty on wheat (\$/t)	33.00	34.00	29.67	26.00	23.33	Berekende reg op koring (\$/t)
R/\$ exchange rate	12.4074	12.5477	12.6205	12.5494	13.1821	R/\$ wisselkoers
Calculated duty before adjustment (R/t)	409.44	426.62	374.45	326.28	307.54	Berekende reg voor aanpassing (R/t)
Real effective exchange rate Index	0.9230	0.9230	0.9161	0.9161	0.9161	Reële effektiewe wisselkoersindeks
Calculated duty on wheat (R/t)	377.92	393.77	343.03	298.91	281.74	Berekende reg op koring (R/t)
<b>Tariff Gazetted 2018/04/06 (R/t)</b>	<b>R 394.90</b>					<b>Tarief gepubliseer 2018/04/06 (R/t)</b>

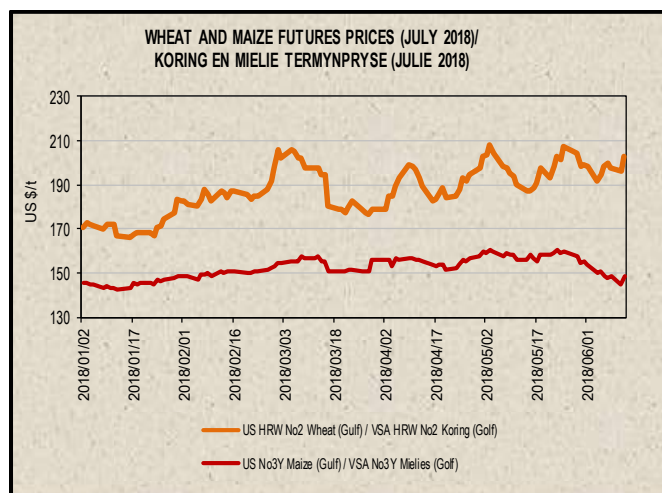
7. PRICES – INTERNATIONAL (US\$/t)

7. PRYSE - INTERNASIONAAL (VSA\$/t)

FOB (US\$/t)	Export Quotations/ Uitvoerkwotasie (b)(e)(f)				VAB (VSA\$/t)
	2018/06/12	2018/06/05	2018/05/29	2018/05/22	
US No 2 HRW Wheat (Gulf)	258.00	249.00	260.00	250.00	VSA No 2 HRW Koring (Golf)
US DNS Wheat 14% PNW	282.00	284.00	295.00	301.00	VSA DNS Koring 14% PNW
Argentine Wheat (Up River)	276.00	275.00	268.00	268.00	Argentynse Koring (Up River)
EC (France) Wheat (grade 1)	217.00	212.00	212.00	207.00	EU (Frankryk) Koring (graad 1)
EC (Germany) B Quality Wheat	216.00	214.00	213.00	211.00	EU (Duitsland) B Kwaliteit Koring
Russia Milling 12.5%	207.00	208.00	212.00	211.00	Swart See Maalkoring
US No 3Y Maize (Gulf)	177.00	179.00	189.00	191.00	VSA No3Y Mielies (Golf)
Argentine Maize (Up River)	174.00	178.00	186.00	192.00	Argentynse Mielies (Up River)
US Sorghum (Gulf)	196.00	198.00	197.00	195.00	VSA Sorghum (Golf)
Argentine Sorghum (Up River)	148.00	150.00	148.00	150.00	Argentynse Sorghum (Up River)
US Soybeans (Gulf)	376.00	393.00	402.00	402.00	VSA Sojabone (Gulf)
Argentine Soybeans (Up River)	387.00	406.00	417.00	415.00	Argentynse Sojabone (Up River)
Canadian Canola	437.00	443.00	452.00	459.00	Kanadese Canola
Argentine Groundnuts Runners 40/50	1460.00	1460.00	1460.00	1460.00	Argentynse Grondbone 40/50 Runners
US Groundnuts Runners 40/50 shelled	1322.00	1342.00	1392.00	1392.00	VSA Grondbone 40/50 Runners uitgedop
Australian Malting Barley (Commander Malt)	271.00	271.00	268.00	270.00	Australiese Moutgars (Commander Mout)



Futures prices (US\$/t) / Termynpryse (VSA\$/t) (c)(d) (2018/06/12)							
Commodity	Jul-18	Sep-18	Dec-18	Mar-19	May-19	Jul-19	Kommoditeit
US No3 Yellow maize	148.58	152.20	156.76	160.39	162.75	165.03	VSA No3 Geelmielies
US No2 HRW wheat	203.34	208.70	216.93	222.44	225.82	227.22	VSA No2 HRW koring
US Soybeans	350.53	354.65	n/a	361.34	363.47	365.82	VSA Sojabone



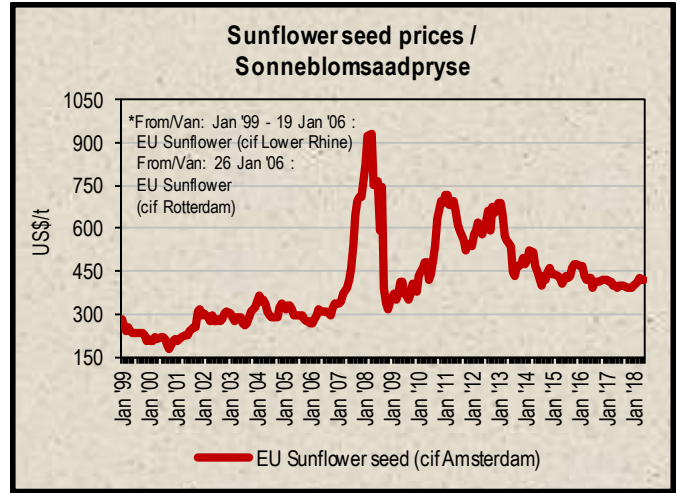
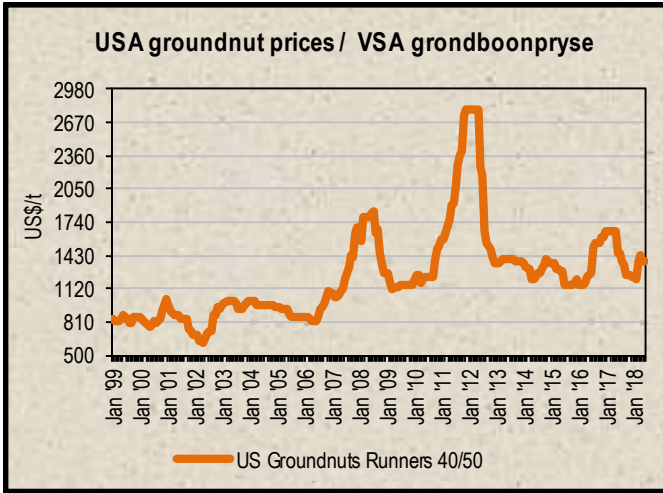
**8. LOWEST REPRESENTATIVE ASKING PRICES**  
(US\$/t)(e)(f)(Prices of previous week)

**8. LAAGSTE VERTEENWOORDIGENDE PRYSE GEVRA**  
(Pryse van vorige week)(VSA\$/t)(e)(f)

US\$/t	2018/06/07	2018/05/31	Change/ Verandering	VSA\$/t
Soybeans, Brazil, c.i.f. Rotterdam	425	434	-2.1%	Sojabone, Brasilië, k.a.v. Rotterdam
Soybeans, USA, c.i.f. Rotterdam	418	425	-1.6%	Sojabone, VSA, k.a.v. Rotterdam
Groundnuts, USA Runners 40/50*	1360	1380	-1.4%	Grondbone, VSA Runners 40/50*
Groundnuts, Argentine Runners 40/50*	1550	1550	0.0%	Grondbone, Argentynse Runners 40/50*
Groundnut-oil, c.i.f. Rotterdam	1310	1310	0.0%	Grondboon-olie, k.a.v. Rotterdam
Sunflower seed, EU c.i.f. Amsterdam	420	420	0.0%	Sonneblomsaad, EU k.a.v. Amsterdam
Sunflower-oil, EU (fob) N.W. Europe	758	765	-0.9%	Sonneblom-olie, EU (vab) N.W. Eur.
Rapeseed, Europe, 00, c.i.f. Hamburg	414	415	-0.2%	Raapsaad, Europa, 00, k.a.v. Hamburg

\* Shelled, c.i.f. Rotterdam

\* Uitgedop k a v Rotterdam



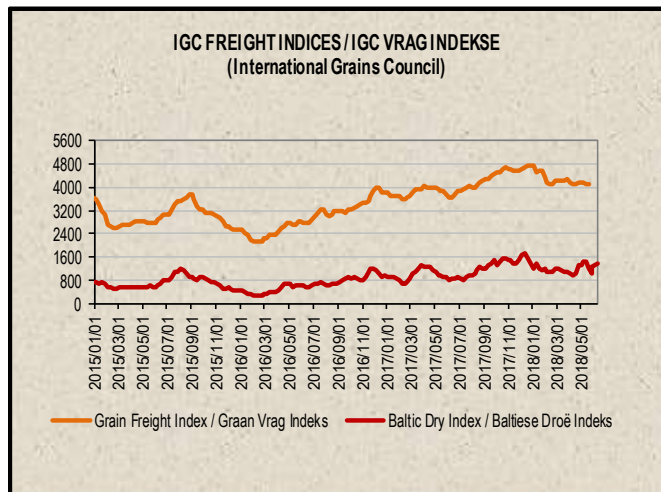
**9. IGC FREIGHT INDICES (b)**

**9. IGC VRAG INDEKSE (b)**

IGC FREIGHT INDICES / IGC VRAG INDEKSE							
	2018/05/08	2018/05/15	2018/05/22	2018/05/29	2018/06/05	2018/06/12	
Grain Freight Index*	4164	4106	N/A	N/A	N/A	N/A	Graan Vrag Indeks*
Baltic Dry Index	1432	1468	1199	1057	1249	1390	Baltiese Droë Indeks

\* IGC Grain Freight Index represents 15 major grain routes, including five from the United States of America, and two each from other main exporting nations (including Argentina, Black Sea, Europe and Canada); with base an average of the four weeks ending 11 May 2005 = 6000. The updated indices will be available on Thursdays on SAGIS' website.

\* IGC Graan Vrag Indeks verteenwoordig 15 hoof graanroetes, insluitende vyf vanaf die Verenigde State van Amerika, en twee elk van ander hoof uitvoernasies (insluitende Argentinië, Swart See, Europa en Kanada); met basis 'n gemiddeld van die vier weke geëindig 11 Mei 2005 = 6000. Die opgedateerde indekse sal Donderdae op SAGIS se webwerf beskikbaar





10. IMPORT PARITY PRICES – SUMMER GRAINS (b)

10. INVOERPARITEITPRYSE - SOMERGRANE (b)

INVOERPARITEITPRYSE VAN SOMERGRANE (BTW UITGESLT) SOOS OP				2018/06/12		IMPORT PARITY PRICES OF SUMMER GRAINS (VAT EXCL) AS ON		
ITEM	Nota/ Note	Mielies/Maize	Mielies/Maize	Sorghum	Sorghum	Sorghum	ITEM	
		VSA/ USA Golf/Gulf (no.3Y) \$/t	Argentynse/ Argentine Up River \$/t	VSA/ USA Golf/Gulf \$/t	Argentynse/ Argentine Up River \$/t	Australiese/ Australian Brisbane \$/t		
Internasionale VAB pryse	a	177.00	174.00	196.00	148.00	305.00	International FOB prices	
Vraggeld	b	38.00	33.00	38.00	33.00	20.00	Freight Rates	
Assuransie (0.3% van VAB)		0.53	0.52	0.59	0.44	0.92	Insurance (0.3% of FOB)	
1 KOSTE, ASSURANSIE EN VRAG (KAV) \$/T		215.53	207.52	234.59	181.44	325.92	1 COST, INSURANCE AND FREIGHT (CIF) \$/T	
<i>Omskakel na R/t</i>							<i>Converted to R/t</i>	
R/\$ Wisselkoers op: 2018/06/12		13.1821	13.1821	13.1821	13.1821	13.1821	R/\$ Exchange rate on: 2018/06/12	
2 KOSTE, ASSURANSIE EN VRAG (KAV) R/t		2841.14	2735.55	3092.39	2391.76	4296.31	2 COST, INSURANCE AND FREIGHT (CIF) R/t	
Finansieringskoste	c	23.35	22.48	25.42	19.66	35.31	Financing cost	
3 KOSTE, ASSURANSIE, VRAG EN FINANSIERING R/t		2864.49	2758.03	3117.81	2411.42	4331.62	3 COST, INSURANCE, FREIGHT AND FINANCING R/t	
Aflaaiikoste:	d, e						Discharging cost:	
- Kaapstad		205.87	205.87	n/a	n/a	n/a	- Cape Town	
- Durban		199.28	199.28	203.37	203.37	203.37	- Durban	
Invoertarif	f	0.00	0.00	77.51	58.53	120.62	Import Tariff	
4 VRY OP SPOOR (VOS) R/t							4 FREE ON RAIL (FOR) R/t	
- Kaapstad		3070.36	2963.90	n/a	n/a	n/a	- Cape Town	
- Durban		3063.77	2957.31	3195.32	2469.95	4452.24	- Durban	
Spoorvragkoste	g						Railage cost	
- Durban na Randfontein		320.00	320.00	320.00	320.00	320.00	- Durban to Randfontein	
<b>5 GELEWER:</b>							<b>5 DELIVERED:</b>	
<b>- Durban na Randfontein R/ton</b>		<b>3383.77</b>	<b>3277.31</b>	<b>3515.32</b>	<b>2789.95</b>	<b>4772.24</b>	<b>- Durban to Randfontein R/ton</b>	

Notas/Notes:

a Bron van pryse en vraggeld : IGC GMI  
Source of prices and freight rates: IGC GMI

2018/06/12

Termyn / Term	US\$/ton (VAB/FOB)	Vraggeld/Freight Rate:	US\$/ton
Jun 2018	177.00	US Golf / Gulf	38.00
Jun 2018	174.00	Argentinië / Argentina	33.00
Jun 2018	196.00	Australië/Australia	20.00
Jun 2018	148.00		
Jun 2018	305.00		

Mielies/Maize: VSA/USA (Golf/Gulf No.3Y)  
Mielies/Maize: Argentinië/Argentina (Up River)  
Sorghum: VSA/USA (Golf / Gulf Milo)  
Sorghum: Argentinië/Argentina (Up River)  
Sorghum: Australië/Australia (Brisbane)

b Vraggeld: bereken vir vragte van +/- 20 000 - 30 000t / Freight rates: calculated for freights of +/- 20 000 - 30 000t

c Finansieringskoste: 30 000t @ KAV @ primakoers vir 30 dae. Bron/Source: SARB 10.00% 2018/03/29  
Financing cost: 30 000t @ CIF @ prime rate for 30 days.

d Aflaaiikoste / Discharging costs (R/ton):

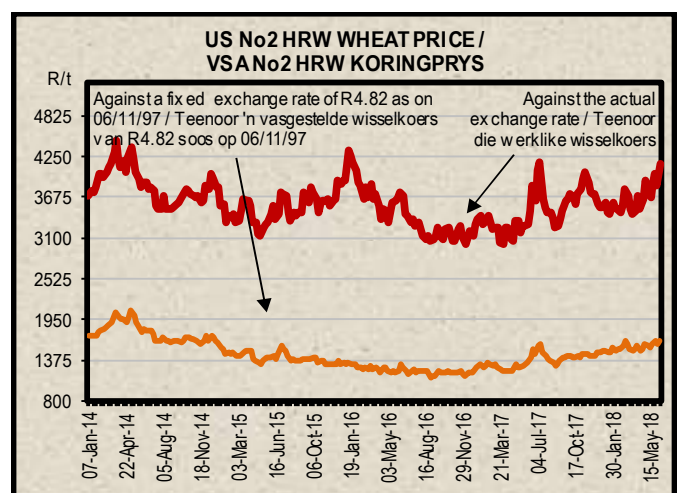
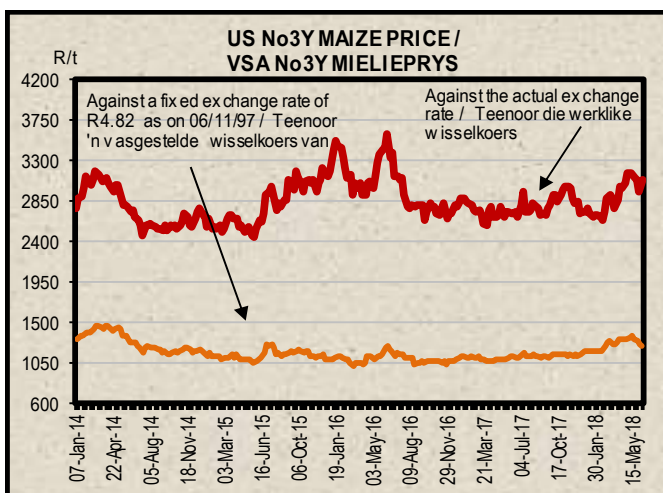
	Mielies/Maize:	Sorghum
Kaapstad / Cape Town:	205.87	n/a
Durban:	199.28	203.37

Bron / Source: Mainport Africa Shipping

e Ingesluit: Kaaigelde, hantering, kaaibesig, agente/dokumentasie, logistiek & opnames (inspeksie van skeepsvrag) / Included: Wharfage, handling, wharf supervision, agent/documentation, logistic & survey (inspection of shipload).  
Uitgesluit: Gesondheidsinspeksie-, skeepsagentskapfooi, strookbeltingsfooi vir GMO, opbergingskoste asook BTW en invoerbelasting / Excluded: Health inspection fee, Ship agency fee, strip testing fees for GMO, storage costs as well as VAT and import duty.  
N.B: Slegs 'n aanduiding, aangesien koste van opname beding kan word / N.B: Indication only, as cost of survey can be negotiated.

f Invoertarif / Import Tariff:  
Mielies/Maize = Vry / Free  
Sorghum = 3% op VAB / on FOB

g Neem asb. kennis van die verandering in Spoorsetse standaard spoorvrag op 1 April 2018, na R320.00.  
Please note the change in Spoornets standard railage cost on 1 April 2018 to R320.00.



11. IMPORT PARITY PRICES – WINTER CEREALS (b)

11. INVOERPARITEITPARYSE - WINTERGRANE (b)

INVOERPARITEITPRYSE VAN WINTERGRANE (BTW UITGESLT) SOOS OP				2018/06/12				IMPORT PARITY PRICES OF WINTER CEREALS (VAT EXCL) AS ON			
ITEM	Nota / Note	Koring/Wheat	Koring/Wheat	Koring/Wheat	Koring/Wheat	Gars/Barley	Gars/Barley	ITEM			
		VSA/ USA Golf/Gulf	VSA/ USA PNW	Argentynse/ Argentine Up River	EU Duitsland/ Germany  B kwaliteit/ quality	Australiese/ Australian Fremantle	Fransse/ French Rouen				
		HRW	DNS	Trigo Pan		Mout/Malting	Mout/Malting				
		\$/t	\$/t	\$/t	\$/t	\$/t	\$/t				
Internasionale VAB pryse	a	258.00	282.00	276.00	216.00	271.00	204.00	International FOB prices			
Vraggeld	b	38.00	38.00	33.00	28.00	21.00	29.00	Freight Rates			
Assuransie (0.3% van VAB)		0.77	0.85	0.83	0.65	0.81	0.61	Insurance (0.3% of FOB)			
1 KOSTE, ASSURANSIE EN VRAG (KAV) \$/T		296.77	320.85	309.83	244.65	292.81	233.61	1 COST, INSURANCE AND FREIGHT (CIF) \$/T			
Omskakel na R/t								Converted to R/t			
R/\$ Wisselkoers op: 2018/06/12		13.1821	13.1821	13.1821	13.1821	13.1821	13.1821	R/\$ Exchange rate on: 2018/06/12			
2 KOSTE, ASSURANSIE EN VRAG (KAV) R/t		3912.05	4229.48	4084.21	3225.00	3859.85	3079.47	2 COST, INSURANCE AND FREIGHT (CIF) R/t			
Finansieringskoste	c	32.15	34.76	33.57	26.51	31.72	25.31	Financing cost			
3 KOSTE, ASSURANSIE, VRAG EN FINANSIERING R/t	d, e	3944.20	4264.24	4117.78	3251.51	3891.57	3104.78	3 COST, INSURANCE, FREIGHT AND FINANCING R/t			
Aflaaiikoste								Discharging cost			
3.1 Kaapstad (Hoofsaaklik kaaihykraan metode)		205.87	205.87	205.87	205.87	213.98	213.98	3.1 Cape Town (Mainly shore cranes method)			
3.2 Durban (Hoofsaaklik suig-in-silo metode)		202.03	202.03	202.03	202.03	203.37	203.37	3.2 Durban (Mainly suction into silo method)			
Invoertarif op koring	f	437.20	437.20	437.20	437.20	0.00	0.00	Import Tariff on wheat			
4 VRY OP SPOOR (VOS) R/t								4 FREE ON RAIL (FOR) R/t			
4.1 Kaapstadhawe		4587.27	4907.31	4760.85	3894.58	4105.55	3318.76	4.1 Cape Town Harbour			
4.2 Durbanhawe		4583.43	4903.47	4757.01	3890.74	4094.94	3308.15	4.2 Durban Harbour			
Spoorvragkoste	g							Railage cost			
- Kaapstad na Paarl		160.59	160.59	160.59	160.59	n/a	n/a	- Cape Town to Paarl			
- Durban na Randfontein		320.00	320.00	320.00	320.00	320.00	320.00	- Durban to Randfontein			
5 GELEWER:								5 DELIVERED:			
- Kaapstad na Paarl R/ton		4747.86	5067.90	4921.44	4055.17	n/a	n/a	- Cape Town to Paarl R/ton			
- Durban na Randfontein R/ton		4903.43	5223.47	5077.01	4210.74	4414.94	3628.15	- Durban to Randfontein R/ton			

Notas/Notes: 2018/06/12

a Bron van pryse en vraggeld : IGC GMI  
Source of prices and freight rates: IGC GMI

Termyn / Term	VAB/FOB		Vraggeld / Freight Rate:	Gars/Barley =
	US\$/ton	US\$/ton		
Jun 2018	258.00	US (Golf / Gulf)	38.00	
Jun 2018	282.00	Argentinië / Argentine (Upriver)	33.00	
Jun 2018	276.00	EEC (Bordeaux Hamburg)	28.00	29.00
Jun 2018	216.00	Australië / Australia (Eastern)	20.00	21.00
Jun 2018	271.00	Gars/Barley: Australiese moutgars/Australian malting barley (Adelaide)		
Jun 2018	204.00	Gars/Barley: Fransse moutgars/French malting barley (Rouen)		

b Vraggeld: bereken vir vragte van +/- 20 000 - 30 000t / Freight rates: calculated for freights of +/- 20 000 - 30 000t

c Finansieringskoste: 30 000t @ KAV @ primakoers vir 30 dae. Bron/Source: SARB 10.00% 2018/03/29  
Financing cost: 30 000t @ CIF @ prime rate for 30 days.

d Aflaaiikoste / Discharging cost (R/ton):

	Koring/Wheat:	Gars/Barley:
Kaapstad / Cape Town:	205.87	213.98
Durban:	202.03	203.37

Bron / Source: Mainport Africa Shipping

e Ingesluit: Kaai gelde, hantering, kaai besig, agente/dokumentasie, logistiek & opnames (inspeksie van skeepsvrag).  
Included: Wharfage, handling, wharf supervision, agent/documentation, logistic & survey (inspection of shipload).  
Uitgesluit: Gesondheidsinspeksie-, skeepagentskapfooi, strooktoetsingsfooi vir GMO, opbergingskoste asook BTW en invoerbelasting.  
Excluded: Health inspection fee, Ship agency fee, strip testing fees for GMO, storage costs as well as VAT and import duty.  
N.B: Slegs 'n aanduiding, aangesien koste van opname beding kan word / N.B: Indication only, as cost of survey can be negotiated.

f Invoertarif / Import Tariff:  
Koring/Wheat = R437.20 p/ton  
Gars/Barley = Vry/Free

g Neem asb. kennis van verandering in Spoorwet se standaard spoorvrag op 1 April 2018 soos volg:  
Kaapstad na Paarl R160.59 en Durban na Randfontein R320.00  
Please note the change on 1 April 2018, in Spoorwet's standard railage cost as follows:  
Cape Town to Paarl R160.59 and Durban to Randfontein R320.00

12. IMPORT PARITY PRICES – OIL SEEDS (b)(e)(f)

12. INVOERPARITEITPRYSE - OLIESADE (b)(e)(f)

INVOERPARITEITPRYSE VAN OLIESADE (BTW UITGESLT) SOOS OP		2018/06/12						IMPORT PARITY PRICES OF OIL SEEDS (VAT EXCL) AS ON	
ITEM	Nota/ Note	Sojabone/ Soybeans	Sojabone/ Soybeans	Sojabone/ Soybeans	Sonneblom/ Sunflower	Canola	Grondbone/ Groundnuts	Grondbone/ Groundnuts	ITEM
		VSA/ USA Golf/Gulf	Argentynse/ Argentine Up River	Brazilië/ Brazil Paranagua	EU Franse/ French Bordeaux	Kanadese/ Canadian Vancouver	Argentynse/ Argentine Raw Runners 40/50	VSA/ USA Raw Runners 40/50	
Internasionale VAB pryse	a	376.00	387.00	384.00	395.00	437.00	1460.00	1322.00	International FOB prices
Vraggeld	b	38.00	33.00	33.00	28.00	30.00	90.00	38.00	Freight Rates
Assuransie (0.3% van VAB)		1.13	1.16	1.15	1.19	1.31	4.38	3.97	Insurance (0.3% of FOB)
1 KOSTE, ASSURANSIE EN VRAG (KAV) \$/T		415.13	421.16	418.15	424.19	468.31	1554.38	1363.97	1 COST, INSURANCE AND FREIGHT (CIF) \$/T
Omskakel na R/t		13.1821	13.1821	13.1821	13.1821	13.1821	13.1821	13.1821	Converted to R/t
R/\$ Wisselkoers op: 2018/06/12		R/t	R/t	R/t	R/t	R/t	R/t	R/t	R/\$ Exchange rate on: 2018/06/12
2 KOSTE, ASSURANSIE EN VRAG (KAV) R/t		5472.29	5551.77	5512.10	5591.71	6173.31	20489.99	17979.99	2 COST, INSURANCE AND FREIGHT (CIF) R/t
Finansieringskoste	c	44.98	45.63	45.30	45.96	50.74	168.41	147.78	Financing cost
3 KOSTE, ASSURANSIE, VRAG EN FINANSIERING R/t		5517.27	5597.40	5557.40	5637.67	6224.05	20658.40	18127.77	3 COST, INSURANCE, FREIGHT AND FINANCING R/t
Aflaakoste: Durban	d, e	203.37	203.37	203.37	203.37	203.37	605.32	605.32	Discharging cost Durban
Invoertarif	f	396.52	408.12	404.95	0.00	576.06	1924.59	1742.67	Import Tariff
4 VRY OP SPOOR (VOS) R/t Durban		6117.16	6208.89	6165.72	5841.04	7003.48	23188.31	20475.76	4 FREE ON RAIL (FOR) R/t Durban
Spoorvragkoste	g								Railage cost
- Durban na Randfontein		320.00	320.00	320.00	320.00	320.00	-	-	- Durban to Randfontein
<b>5 GELEWER:</b>									<b>5 DELIVERED:</b>
<b>- Durban na Randfontein R/ton</b>		<b>6437.16</b>	<b>6528.89</b>	<b>6485.72</b>	<b>6161.04</b>	<b>7323.48</b>	<b>-</b>	<b>-</b>	<b>- Durban to Randfontein R/ton</b>

Notas/Notes:

a Bron van pryse en vraggeld / Source of prices and freight rates : IGC (GMI), Geogalos Peanut World & Oil  
2018/06/12

Termyn / Term	US\$/ton (VAB/FOB)	Vraggeld/Freight Rate:	US\$/ton
Sojabone/Soybeans: VSA/USA (Golf/Gulf)	376.00	US Golf/ Gulf	38.00
Sojabone/Soybeans: Argentinië/Argentina (Up River)	387.00	Argentinië / Argentina	33.00
Sojabone/Soybeans: Brazilië/Brazil (Paranagua)	384.00	EEC (Bordeaux/Hamburg)	28.00
Sonneblom/Sunflower: EU Frankryk/France (Bordeaux)	395.00	Kanada/Canada (North Pacific)	30.00
Canola: Kanada/Canada (Vancouver)	437.00	Grondbone/Groundnuts (ARG)	90.00
Grondbone/Groundnuts: Argentinië/Argentina (Raw Runner 40/50)	1460.00		
Grondbone/Groundnuts: VSA/USA (Runners 40/50)	1322.00		

b Vraggeld: bereken vir vragte van +/- 20 000 - 30 000t / Freight rates: calculated for freights of +/- 20 000 - 30 000t

c Finansieringskoste: 30 000t @ KAV @ primakoers vir 30 dae. Bron/Source: SARB 10.00% 2018/03/29

Financing cost: 30 000t @ CIF @ prime rate for 30 days.

d Aflaakoste / Discharging costs (R/ton):

	Sojabone/ Soybeans	Sonneblom/ Sunflower	Canola	Grondbone/ Groundnuts
Bron / Source: Mainport Africa Shipping	203.37	203.37	203.37	605.32

e Aflaakoste / Discharging fees:

Ingesluit: Kaaigelde, hantering, kaaibesig, agente/dokumentasie, logistiek & opnames (inspeksie van skeepsvrag) /

Included: Wharfage, handling, wharf supervision, agent documentation, logistic & survey (inspection of shipload).

Uitgesluit: Gesondheidsinspeksie, skeepagentskapfooi, strookbetsingsfooi vir GMO, obergingskoste asook BTW en invoerbelasting /

Excluded: Health inspection fee, Ship agency fee, strip testing fees for GMO, storage costs as well as VAT and import duty.

N.B: Slegs 'n aanduiding, aangesien koste van opname beding kan word / N.B: Indication only, as cost of survey can be negotiated.

f Invoertarif / Import Tariff

Sojabone/Soybeans = 8% op VAB / on FOB

Sonneblom/Sunflower = Vry / Free

Canola = 10% op VAB / on FOB

Grondbone/Groundnuts = 10% op VAB / on FOB

g Neem asb. kennis van die verandering in Spoorwet se standaard spoorvrag op 1 April 2018, na R320.00

Please note the change on 1 April 2018 in Spoorwet's standard railage cost to R320.00

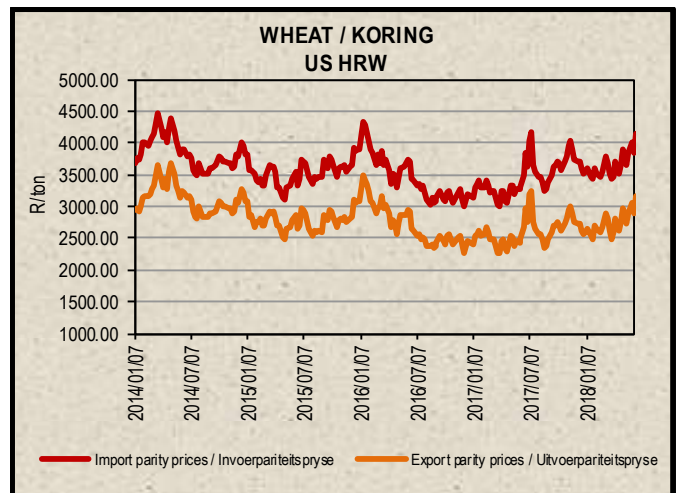
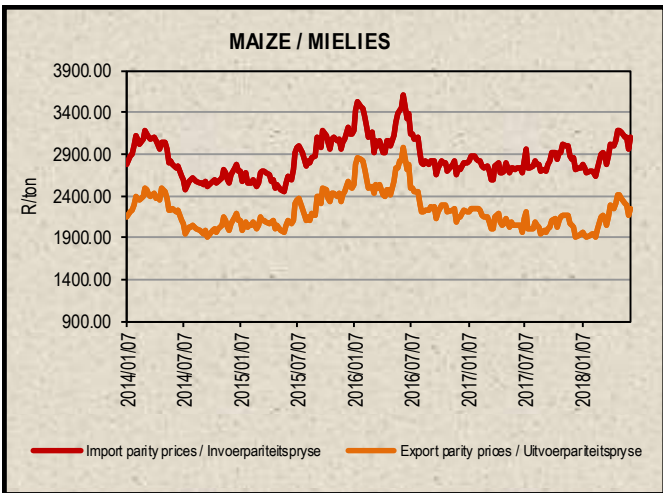
\* Kwotasies is k.a.v. pryse. VAB pryse dus berekende pryse (kav minus vraggeld) / Quotes are c.i.f. prices. FOB prices are therefore calculated prices (cif minus freight rates).



13. EXPORT PARITY PRICES (b)

13. UITVOERPARITEITSPRYSE (b)

INDICATIVE EXPORT PARITY PRICES AS ON	2018/06/12				AANDUIDENDE UITVOERPARITEITSPRYSE SOOS OP
This is <b>only an example</b> of how an export parity price can be calculated - it can vary according to need	US No3Y Maize/ Mielies Gulfi/Golf (b) Jun 2018	US HRW Wheat/Koring Gulfi/Golf (b) Jun 2018	US DNS 14% Wheat/Koring PNW (b) Jun 2018	Argentine Raw Runner 40/50 Groundnuts/ Grondbone (f) Jul 2018	Hierdie is <b>slegs 'n voorbeeld</b> van hoe 'n uitvoerpariteitsprys bereken kan word - dit kan varieer volgens behoefte
FOB Gulf value (\$/t)	177.00	258.00	282.00	1460.00	VAB Golfwaarde (\$/t)
Difference in quality and locality of SA <sup>1</sup> Maize: Plus US\$10 (\$/t)	\$10.00				Kwaliteits- en liggingsverskil van SA <sup>1</sup> Mielies: Plus VSA\$10 (\$/t)
Groundnuts: Less 3,5% of fob value				96,5%	Grondbone: Min 3,5% van vab waarde
SA fob price (\$/t)	187.00	258.00	282.00	1408.90	SA vab prys (\$/t)
Exchange rate (1\$=): (2018/06/12)	13.1821	13.1821	13.1821	13.1821	Wisselkoers (1\$=): (2018/06/12)
FOB Gulf value (R/t)	2465.05	3400.98	3717.35	18572.26	VAB Golfwaarde (R/t)
<b>Marketing costs:</b>					<b>Bemarkings koste:</b>
Financing (Prime rate 10% - 30 days) (R/t)	20.26	27.95	30.55	152.65	Finansieringskoste (Primakoers 10% - 30 dae) (R/t)
Railage: <sup>2</sup> Randfontein – Durban harbour	320.00	320.00	320.00	-	Spoorvrag: <sup>2</sup> Randfontein – Durbanhawe
Loading costs: (R/t) <sup>3</sup> Durban Harbour (Mainly spout method)	192.50	205.14	205.14	562.50	Oplaaikoste: (R/t) <sup>3</sup> Durbanhawe (Hoofsaaklik trechter metode)
<b>EXPORT REALISATION (R/t):</b> <b>Randfontein</b>	<b>1932.29</b>	<b>2847.89</b>	<b>3161.66</b>	<b>17857.11</b>	<b>UITVOER REALISASIE (R/t):</b> <b>Randfontein</b>
<i>Difference in quality and locality of SA (As requested by the industry)</i> <i>As from 14 June 2012, the discount/rebate will no longer be used to calculate the export parity price on US HRW and a new calculation will be added for US DNS, also without the discount/rebate.</i>			1		<i>Kwaliteits- en liggingsverskil van SA (Soos deur die bedryf versoek)</i> <i>Vanaf 14 Junie 2012 sal die diskonto/premie nie meer gebruik word by die berekening van die uitvoerpariteitprys van US HRW nie en 'n nuwe berekening word nou vir US DNS gedoen, ook sonder diskonto/premie.</i>
<i>Railage costs:</i> <i>Please note that on 1 April 2018 Spoornet's standard railage cost has changed to R320.00.</i>			2		<i>Spoorvrag koste:</i> <i>Neem asb. kennis dat Spoornet se standaard spoorvrag op 1 April 2018 verander het na R320.00.</i>
<i>Loading costs, received from Mainport Africa Shipping:</i> <i>Included: Cargo dues, handling, wharf supervision, agency/documentation, logistics &amp; surveys (inspection of cargo).</i> <i>Excluded: Ship agent fees, health &amp; PPECB inspections, storage facility &amp; transport costs to storage facility, VAT &amp; duties.</i>			3		<i>Oplaaikoste, ontvang van Mainport Africa Shipping:</i> <i>Ingesluit: Kaaigelde, hantering, kaaitoesig, agente/dokumentasie, logistiek &amp; opnames (inspeksie van skeepsvrag)</i> <i>Uitgesluit: Skeepagentskaps-, inspeksie-, opbergings- en vervoerkoste na opbergingsfasiliteit, BTW &amp; invoerbelasting.</i>



**14. WEATHER**

For local weather, please follow the link below:  
[www.weathersa.co.za](http://www.weathersa.co.za)

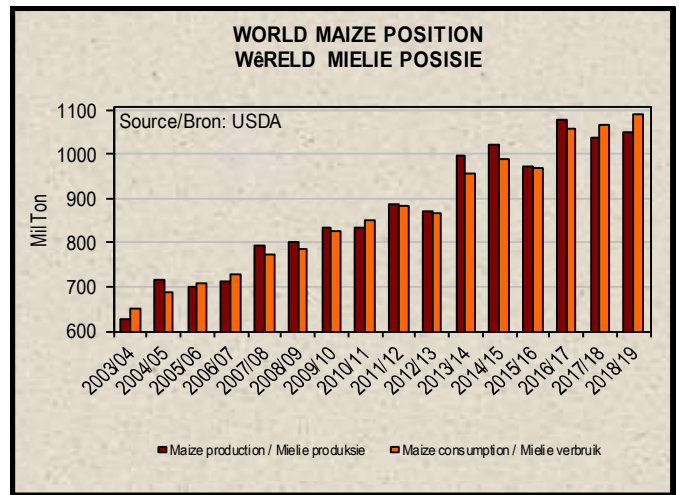
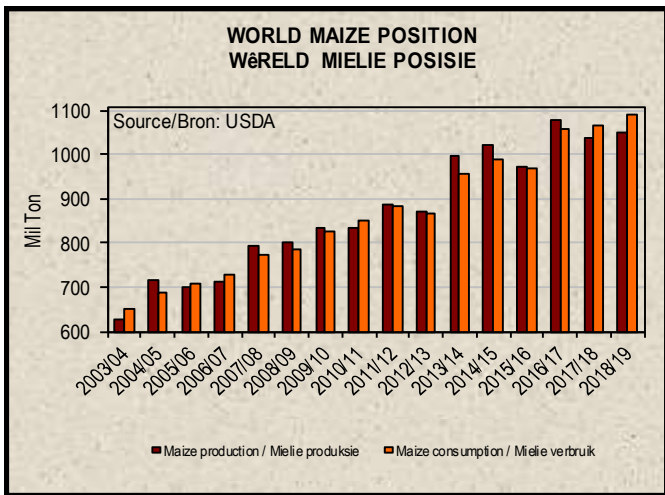
**14. WEER**

Vir plaaslike weer, volg asseblief die onderstaande skakel:  
[www.weathersa.co.za](http://www.weathersa.co.za)

**15. SUNDRIES (g)**

**15. SUNDRIES (g)**

World Balance Sheet / Wêreld Balansstaat (2018/05/10)										
Million Ton	2018/19									Miljoen Ton
	Maize Mielies	Wheat Koring	Barley Gars	Sorghum	Oats Hawer	Ground-nuts Grond-bone	Canola/ Rape-seed	Soybeans Sojabone	Sunflower seed Sonne-blomsaad	
Production	1 052	745	147	58	24	45	75	355	50	Produksie
Consumption	1 090	751	148	59	24	19	72	313	46	Verbruik
Trade	156	187	29	8	3	4	18	162	2	Handel
Stock	155	266	18	4	3	3	6	87	3	Voorraad



**Sources / Bronne:**

(a) = Safex; (b) = International Grains Council; (c) = CBOT; (d) = KCBT;  
 (e) = Oil World; (f) = Georganos Peanut World; (g) = USDA Fas-Online.

\* Formula according to ITAC (International Trade Administration Commission of South Africa) /  
 Formule volgens ITAC (International Trade Administration Commission of South Africa)

SAGIS  
 Nico Hawkins  
 General Manager / Hoofbestuurder

**Indemnity/Vrywaring:** Although everything has been done to ensure the accuracy of the information, neither SAGIS nor any of its directors or employees takes any responsibility for actions or losses that might occur as a result of the usage of this information. / Alhoewel alles gedoen is om te verseker dat die inligting korrek is, aanvaar nie SAGIS of enige van sy direkteure of werknemers verantwoordelikheid vir enige aksies of verliese as gevolg van die inligting wat gebruik is nie.