

**SAGIS WEEKLY BULLETIN / SAGIS WEEKLIKSE BULLETIN**

1. Producer Deliveries (ton):			1. Produsentelewerings (ton):	
Commodity	Latest week/ Jongste week: 26 May - 1 Jun 2018	Total: current marketing year/ Totaal: huidige bemarkingsjaar	Total: same period previous marketing year/ Totaal: selfde periode vorige bemarkingsjaar	Kommoditeit
White maize	53 188	303 182	1 643 178	Witmielies
Yellow maize	128 122	550 973	1 639 279	Geelmielies
Total: maize	181 310	854 155	3 282 457	Totaal: mielies
Wheat	810	1 503 870	1 850 287	Koring

2. Imports (ton):			2. Invoere (ton):	
2.1 Imports for RSA			2.1 Invoere vir RSA	
Commodity	Latest week/ Jongste week: 26 May - 1 Jun 2018	Total: current marketing year/ Totaal: huidige bemarkingsjaar	Total: same period previous marketing year/ Totaal: selfde periode vorige bemarkingsjaar	Kommoditeit
White maize	0	0	0	Witmielies
Yellow maize	0	0	0	Geelmielies
Maize Total	0	0	0	Mielies Totaal
Wheat	52 910	1 306 505	553 381	Koring

**Origin of imports / Oorsprong van invoere**

White maize/Witmielies	Yellow maize/Geelmielies	Wheat/Koring
		Argentina
		Germany
		Latvia
		Lithuania
		Poland
		Romania
		Russia
		Ukraine
		USA

2.2 Imports for other countries			2.2 Invoere vir ander lande	
Commodity	Latest week/ Jongste week: 26 May - 1 Jun 2018	Total: current marketing year/ Totaal: huidige bemarkingsjaar	Total: same period previous marketing year/ Totaal: selfde periode vorige bemarkingsjaar	Kommoditeit
White maize	0	0	0	Witmielies
Yellow maize	0	0	0	Geelmielies
Maize Total	0	0	0	Mielies Totaal
Wheat	0	167 361	156 458	Koring

**Origin of imports / Oorsprong van invoere**

White maize/Witmielies	Yellow maize/Geelmielies	Wheat/Koring
		Argentina
		Germany
		Latvia
		Lithuania
		Poland
		Russia
		Ukraine
		USA

**3. Exports (ton):**
**3.1 RSA Exports**
**3. Uitvoere (ton):**
**3.1 RSA Uitvoere**

Commodity	Latest week/ Jongste week: 26 May - 1 Jun 2018	Total: current marketing year/ Totaal: huidige bemarkingsjaar	Total: same period previous marketing year/ Totaal: selfde periode vorige bemarkingsjaar	Kommoditeit
White maize	6 214	57 857	46 768	Witmielies
Yellow maize	95 485	227 146	32 911	Geelmielies
Maize Total	101 699	285 003	79 679	Mielies Totaal
Wheat	830	42 955	83 597	Koring

**Destination of exports / Bestemming van uitvoere**

White maize/Witmielies	Yellow maize/Geelmielies	Wheat/Koring
Botswana	Botswana	Botswana
Lesotho	Italy	Lesotho
Mozambique	Korea	Namibia
Namibia	Mozambique	Swaziland
Spain	Namibia	Zambia
Swaziland	Swaziland	Zimbabwe
	Taiwan	
	Vietnam	

**3.2 Imports for Exports**
**3.2 Invoere vir Uitvoere**

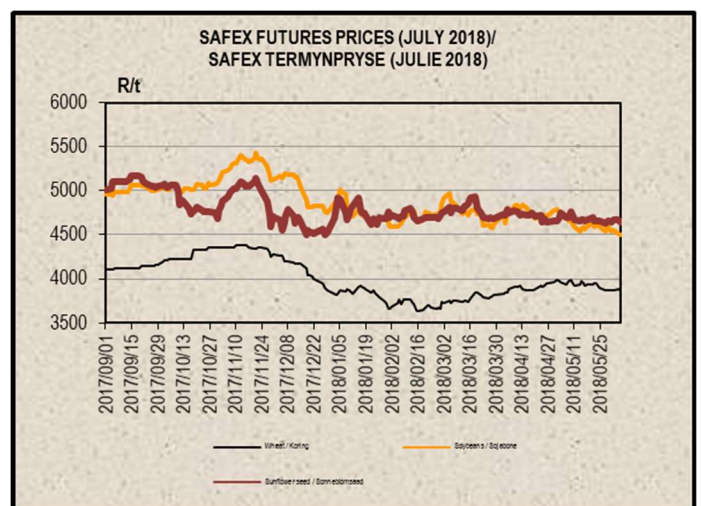
White maize	0	0	6 318	Witmielies
Yellow maize	0	0	0	Geelmielies
Maize Total	0	0	6 318	Mielies Totaal
Wheat	4 530	152 291	159 497	Koring

**Destination of exports / Bestemming van uitvoere**

White maize/Witmielies	Yellow maize/Geelmielies	Wheat/Koring
		Botswana
		Lesotho
		Mozambique
		Swaziland
		Zimbabwe

**4. DOMESTIC PRICES PER SAFEX (R/t)(a)**
**4. PLAASLIKE PRYSE VOLGENS SAFEX (R/t)(a)**

Commodity	Future Prices / Termynpryse (2018/06/05) R/ton					Kommoditeit
	Jun-18	Jul-18	Sep-18	Dec-18	Mar-19	
White maize	2070.00	2080.00	2136.00	2223.00	2260.00	Witmielies
Yellow maize	2176.00	2195.00	2245.00	2323.00	2346.00	Geelmielies
Wheat	3817.00	3872.00	3881.00	3885.00	3960.00	Koring
Sunflower	4590.00	4646.00	4780.00	4902.00	4906.00	Sonneblom
Soybeans	4452.00	4503.00	4603.00	4721.00	4783.00	Sojabone
Sorghum	n/a	3070.00	3352.00	3385.00	3600.00	Sorghum



**5. IMPORT TARIFF ON MAIZE (b)\***
**5. INVOERTARIEF OP MIELIES (b)\***

Derived US No2Y Yellow Maize fob (Gulf) (b)	2018-05-30	2018-05-31	2018-06-01	2018-06-04	2018-06-05	Afgeleide VSA No2Y Geelmielies vab (Golf) (b)
RSA Initial Reference Price	<b>\$110.00</b>					RSA Oorspronklike Verwysingsprys
Base price (\$/t)	117.65	117.65	117.65	117.65	117.65	Basisprys (\$/t)
Daily price (\$/t) (IGC)	187.60	186.60	184.60	179.60	180.60	Daaglikse prys (\$/t) (IGC)
Average of 21 days (\$/t)	194.50	193.98	193.31	192.41	191.65	Gemiddeld van 21 dae (\$/t)
Deviation from base price (\$/t)	-76.85	-76.33	-75.66	-74.76	-74.00	Afwyking van basisprys (\$/t)
Duty on maize (\$/t)	-84.50	-83.98	-83.31	-82.41	-81.65	Reg op mielies (\$/t)
R/\$ Exchange rate (average of 21 days)	12.5329	12.5270	12.5290	12.5260	12.5271	R/\$ Wisselkoers (gemiddeld van 21 dae)
Duty on maize before adjustment (R/t)	-1059.03	-1052.02	-1043.79	-1032.27	-1022.84	Reg op mielies voor aanpassing (R/t)
Real effective exchange rate index	0.9161	0.9161	0.9161	0.9161	0.9161	Reële effektiewe wisselkoersindeks
Duty on maize (R/t)	-970.18	-963.75	-956.22	-945.66	-937.02	Reg op mielies (R/t)
<b>Tariff Gazetted 2006/12/08</b>	<b>R0.00/t</b>					<b>Tarief gepubliseer 2006/12/08</b>

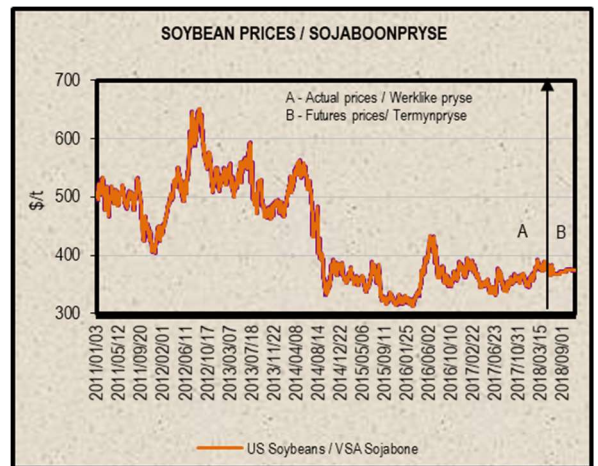
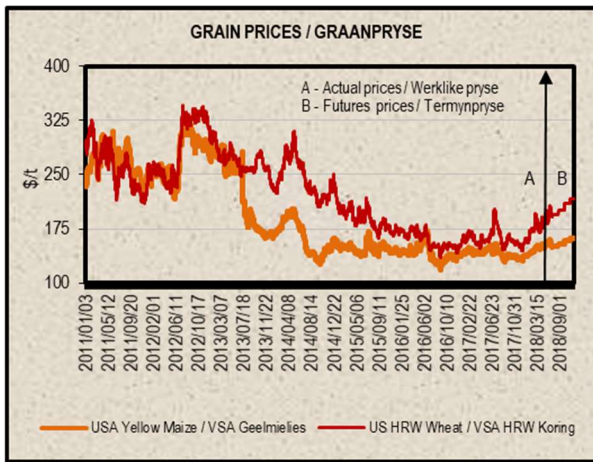
**6. IMPORT TARIFF ON WHEAT (b)\***
**6. INVOERTARIEF OP KORING (b)\***

US No2 HRW fob (Gulf)	2018/05/08	2018/05/15	2018/05/22	2018/05/29	2018/06/05	VSA No2 HRW vab (Golf)
<b>RSA Initial Reference Price</b>	279.00	279.00	279.00	279.00	279.00	<b>RSA Oorspronklike Verwysingsprys</b>
Base price (\$/t)	239.00	239.00	239.00	239.00	239.00	Basis prys (\$/t)
Weekly price (\$/t) (IGC)	247.00	238.00	250.00	260.00	249.00	Weeklikse prys (\$/t) (IGC)
3 Weeks moving average (\$/t)	246.67	246.00	245.00	249.33	253.00	3 Weke skuiwende gemiddeld (\$/t)
Deviation from base price (\$/t)	-7.67	-7.00	-6.00	-10.33	-14.00	Afwyking van basisprys (\$/t)
Number of weeks that the deviation is more than \$10				1	2	Aantal weke wat die afwyking meer as \$10 is
Calculated duty on wheat (\$/t)	32.33	33.00	34.00	29.67	26.00	Berekende reg op koring (\$/t)
R/\$ exchange rate	12.5770	12.4074	12.5477	12.6205	12.5494	R/\$ wisselkoers
Calculated duty before adjustment (R/t)	406.61	409.44	426.62	374.45	326.28	Berekende reg voor aanpassing (R/t)
Real effective exchange rate Index	0.9230	0.9230	0.9230	0.9161	0.9161	Reële effektiewe wisselkoersindeks
Calculated duty on wheat (R/t)	375.31	377.92	393.77	343.03	298.91	Berekende reg op koring (R/t)
<b>Tariff Gazetted 2018/04/06 (R/t)</b>	<b>R 394.90</b>					<b>Tarief gepubliseer 2018/04/06 (R/t)</b>

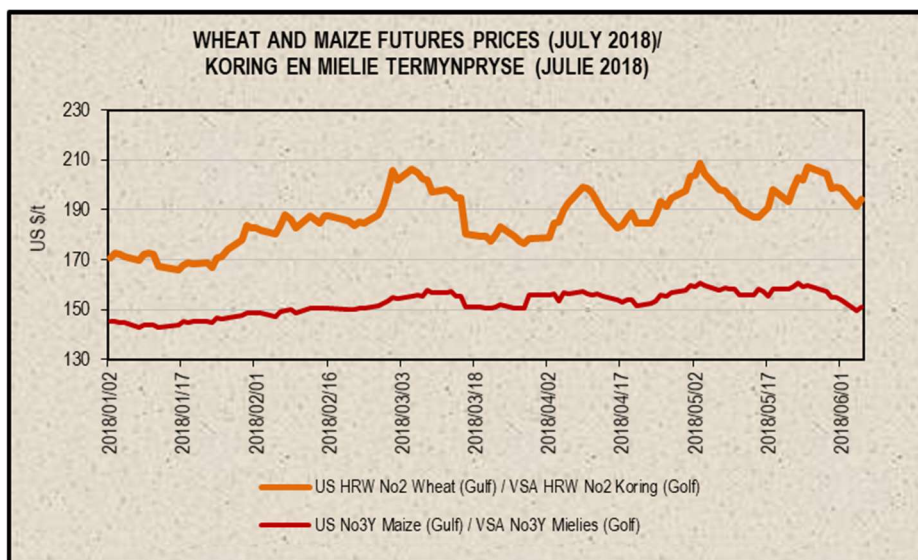
7. PRICES – INTERNATIONAL (US\$/t)

7. PRYSE - INTERNASIONAAL (VSA\$/t)

FOB (US\$/t)	Export Quotations/ Uitvoerkwotasie (b)(e)(f)				VAB (VSA\$/t)
	2018/06/05	2018/05/29	2018/05/22	2018/05/15	
US No 2 HRW Wheat (Gulf)	249.00	260.00	250.00	238.00	VSA No 2 HRW Koring (Golf)
US DNS Wheat 14% PNW	284.00	295.00	301.00	293.00	VSA DNS Koring 14% PNW
Argentine Wheat (Up River)	275.00	268.00	268.00	270.00	Argentynse Koring (Up River)
EC (France) Wheat (grade 1)	212.00	212.00	207.00	202.00	EU (Frankryk) Koring (graad 1)
EC (Germany) B Quality Wheat	214.00	213.00	211.00	209.00	EU (Duitsland) B Kwaliteit Koring
Russia Milling 12.5%	208.00	212.00	211.00	213.00	Swart See Maalkoring
US No 3Y Maize (Gulf)	179.00	189.00	191.00	198.00	VSA No3Y Mielies (Golf)
Argentine Maize (Up River)	178.00	186.00	192.00	192.00	Argentynse Mielies (Up River)
US Sorghum (Gulf)	198.00	197.00	195.00	178.00	VSA Sorghum (Golf)
Argentine Sorghum (Up River)	150.00	148.00	150.00	150.00	Argentynse Sorghum (Up River)
US Soybeans (Gulf)	393.00	402.00	402.00	400.00	VSA Sojabone (Gulf)
Argentine Soybeans (Up River)	406.00	417.00	415.00	415.00	Argentynse Sojabone (Up River)
Canadian Canola	443.00	452.00	459.00	456.00	Kanadese Canola
Argentine Groundnuts Runners 40/50	1460.00	1460.00	1460.00	1460.00	Argentynse Grondbone 40/50 Runners
US Groundnuts Runners 40/50 shelled	1342.00	1392.00	1392.00	1392.00	VSA Grondbone 40/50 Runners uitgedop
Australian Malting Barley (Commander Malt)	271.00	268.00	270.00	255.00	Australiese Moutgars (Commander Mout)



Futures prices (US\$/t) / Termynpryse (VSA\$/t) (c)(d) (2018/06/05)							
Commodity	Jul-18	Sep-18	Dec-18	Mar-19	May-19	Jul-19	Kommoditeit
US No3 Yellow maize	151.02	154.72	159.05	162.43	164.80	166.69	VSA No3 Geelmielies
US No2 HRW wheat	194.37	201.43	209.95	216.05	219.95	222.44	VSA No2 HRW koring
US Soybeans	367.88	371.63	n/a	374.42	374.79	376.70	VSA Sojabone



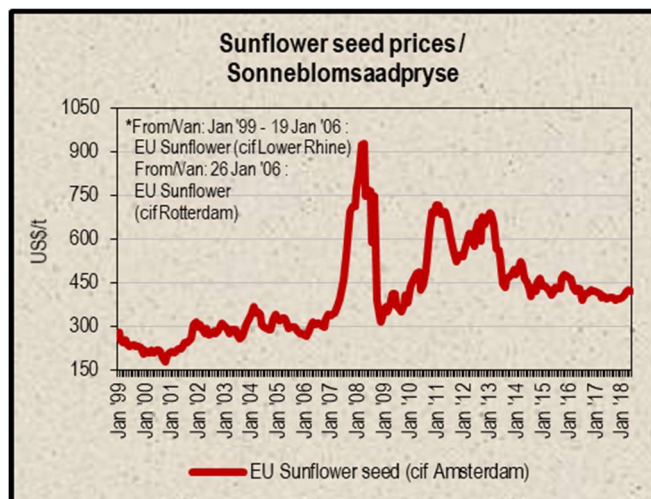
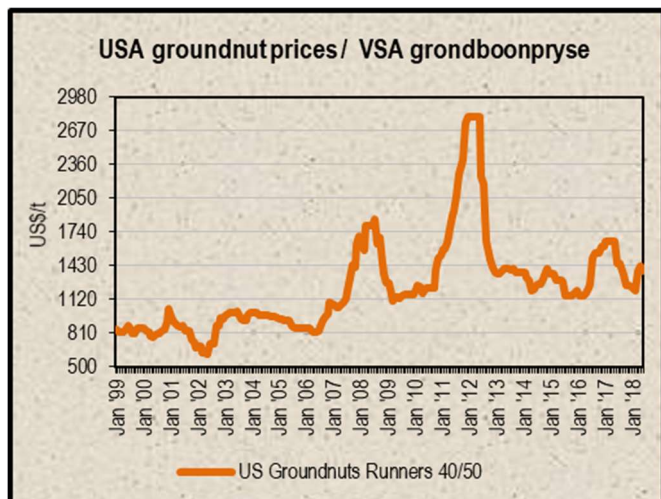
**8. LOWEST REPRESENTATIVE ASKING PRICES**  
(US\$/t)(e)(f)(Prices of previous week)

**8. LAAGSTE VERTEENWOORDIGENDE PRYSE GEVRA**  
(Pryse van vorige week)(VSA\$/t)(e)(f)

US\$/t	2018/05/31	2018/05/24	Change/ Verandering	VSA\$/t
Soybeans, Brazil, c.i.f. Rotterdam	434	438	-0.9%	Sojabone, Brasilië, k.a.v. Rotterdam
Soybeans, USA, c.i.f. Rotterdam	425	436	-2.5%	Sojabone, VSA, k.a.v. Rotterdam
Groundnuts, USA Runners 40/50*	1380	1430	-3.5%	Grondbone, VSA Runners 40/50*
Groundnuts, Argentine Runners 40/50*	1550	1550	0.0%	Grondbone, Argentynse Runners 40/50*
Groundnut-oil, c.i.f. Rotterdam	1310	1310	0.0%	Grondboon-olie, k.a.v. Rotterdam
Sunflower seed, EU c.i.f. Amsterdam	420	420	0.0%	Sonneblomsaad, EU k.a.v. Amsterdam
Sunflower-oil, EU (fob) N.W. Europe	765	780	-1.9%	Sonneblom-olie, EU (vab) N.W. Eur.
Rapeseed, Europe, 00, c.i.f. Hamburg	415	414	0.2%	Raapsaad, Europa, 00, k.a.v. Hamburg

\* Shelled, c.i.f. Rotterdam

\* Uitgedop k a v Rotterdam



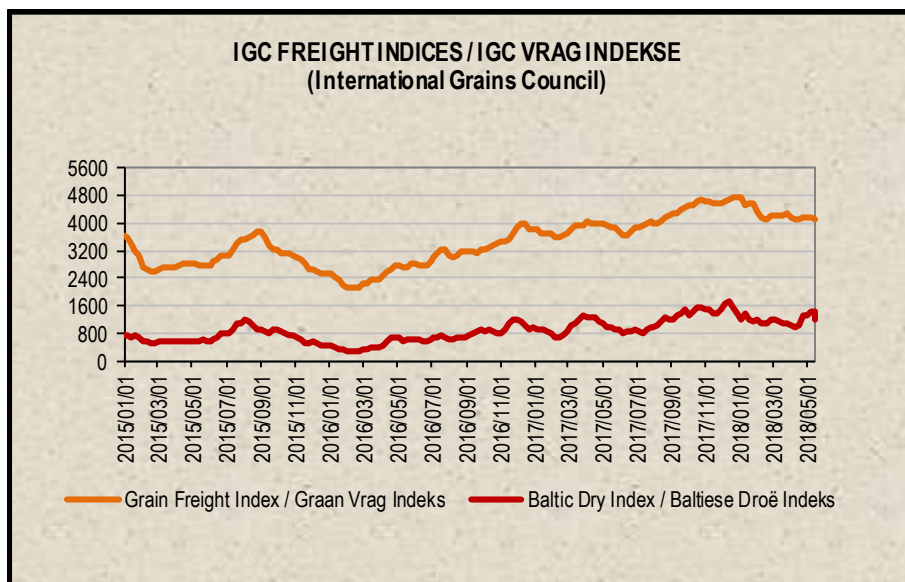
**9. IGC FREIGHT INDICES (b)**

**9. IGC VRAG INDEKSE (b)**

IGC FREIGHT INDICES / IGC VRAG INDEKSE							
	2018/04/17	2018/04/24	2018/05/01	2018/05/08	2018/05/15	2018/05/22	
Grain Freight Index*	4115	4145	4164	4164	4106	N/A	Graan Vrag Indeks*
Baltic Dry Index	1052	1330	1327	1432	1468	1199	Baltiese Droë Indeks

\* IGC Grain Freight Index represents 15 major grain routes, including five from the United States of America, and two each from other main exporting nations (including Argentina, Black Sea, Europe and Canada); with base an average of the four weeks ending 11 May 2005 = 6000. The updated indices will be available on Thursdays on SAGIS' website.

\* IGC Graan Vrag Indeks verteenwoordig 15 hoof graanroetes, insluitende vyf vanaf die Verenigde State van Amerika, en twee elk van ander hoof uitvoernasies (insluitende Argentinië, Swart See, Europa en Kanada); met basis 'n gemiddeld van die vier weke geëindig 11 Mei 2005 = 6000. Die opgedateerde indekse sal Donderdae op SAGIS se webwerf beskikbaar.



10. IMPORT PARITY PRICES – SUMMER GRAINS (b)

10. INVOERPARITEITPRYSE - SOMERGRANE (b)

INVOERPARITEITPRYSE VAN SOMERGRANE (BTW UITGESLT) SOOS OP			2018/06/05		IMPORT PARITY PRICES OF SUMMER GRAINS (VAT EXCL) AS ON		
ITEM	Nota/ Note	Mielies/Maize	Mielies/Maize	Sorghum	Sorghum	Sorghum	ITEM
		VSA/ USA Golf/Gulf (no.3Y)	Argentynse/ Argentine Up River	VSA/ USA Golf/Gulf	Argentynse/ Argentine Up River	Australiese/ Australian Brisbane	
		\$/t	\$/t	\$/t	\$/t	\$/t	
Internasionale VAB pryse	a	179.00	178.00	198.00	150.00	299.00	International FOB prices
Vraggeld	b	38.00	31.00	38.00	31.00	20.00	Freight Rates
Assuransie (0.3% van VAB)		0.54	0.53	0.59	0.45	0.90	Insurance (0.3% of FOB)
1 KOSTE, ASSURANSIE EN VRAG (KAV) \$/T		217.54	209.53	236.59	181.45	319.90	1 COST, INSURANCE AND FREIGHT (CIF) \$/T
<i>Omskakel na R/t</i>							<i>Converted to R/t</i>
R/\$ Wisselkoers op: 2018/06/05		12.5494	12.5494	12.5494	12.5494	12.5494	R/\$ Exchange rate on: 2018/06/05
2 KOSTE, ASSURANSIE EN VRAG (KAV) R/t		2730.00	2629.48	2969.06	2277.09	4014.55	2 COST, INSURANCE AND FREIGHT (CIF) R/t
Finansieringskoste	c	22.44	21.61	24.40	18.72	33.00	Financing cost
3 KOSTE, ASSURANSIE, VRAG EN FINANSIERING R/t		2752.44	2651.09	2993.46	2295.81	4047.55	3 COST, INSURANCE, FREIGHT AND FINANCING R/t
Afvaakoste:	d, e						Discharging cost:
- Kaapstad		205.87	205.87	n/a	n/a	n/a	- Cape Town
- Durban		199.28	199.28	203.37	203.37	203.37	- Durban
Invoertarif	f	0.00	0.00	74.54	56.47	112.57	Import Tariff
4 VRY OP SPOOR (VOS) R/t							4 FREE ON RAIL (FOR) R/t
- Kaapstad		2958.31	2856.96	n/a	n/a	n/a	- Cape Town
- Durban		2951.72	2850.37	3068.00	2352.28	4160.12	- Durban
Spoorvragkoste	g						Railage cost
- Durban na Randfontein		320.00	320.00	320.00	320.00	320.00	- Durban to Randfontein
<b>5 GELEWER:</b>							<b>5 DELIVERED:</b>
<b>- Durban na Randfontein R/ton</b>		<b>3271.72</b>	<b>3170.37</b>	<b>3388.00</b>	<b>2672.28</b>	<b>4480.12</b>	<b>- Durban to Randfontein R/ton</b>

Notas/Notes:

a Bron van pryse en vraggeld : IGC GMI  
Source of prices and freight rates: IGC GMI

2018/06/05

Termyn / Term	US\$/ton (VAB/FOB)	Vraggeld/Freight Rate:	US\$/ton
Mielies/Maize: VSA/USA (Golf/Gulf No.3Y)	179.00	US Golf / Gulf	38.00
Mielies/Maize: Argentinië/Argentina (Up River)	178.00	Argentinië / Argentina	31.00
Sorghum: VSA/USA (Golf / Gulf Milo)	198.00	Australië/Australia	20.00
Sorghum: Argentinië/Argentina (Up River)	150.00		
Sorghum: Australië/Australia (Brisbane)	299.00		

b Vraggeld: bereken vir vragte van +/- 20 000 - 30 000t / Freight rates: calculated for freights of +/- 20 000 - 30 000t

c Finansieringskoste: 30 000t @ KAV @ primakoers vir 30 dae. Bron/Source: SARB 10.00% 2018/03/29  
Financing cost: 30 000t @ CIF @ prime rate for 30 days.

	Mielies/Maize:	Sorghum
Kaapstad / Cape Town:	205.87	n/a
Durban:	199.28	203.37

d Afvaakoste / Discharging costs (R/ton):

Bron / Source: Mainport Africa Shipping

e Ingesluit: Kaaielde, hantering, kaaitoesig, agente/dokumentasie, logistiek & opnames (inspeksie van skeepsvrag) /

Included: Wharfage, handling, wharf supervision, agent/documentation, logistic & survey (inspection of shipload).

Uitgesluit: Gesondheidsinspeksie-, skeepsagentskapfooi, strookbetsingsfooi vir GMO, opbergingskoste asook BTW en invoerbelasting /  
Excluded: Health inspection fee, Ship agency fee, strip testing fees for GMO, storage costs as well as VAT and import duty.

N.B: Slegs 'n aanduiding, aangesien koste van opname beding kan word / N.B: Indication only, as cost of survey can be negotiated.

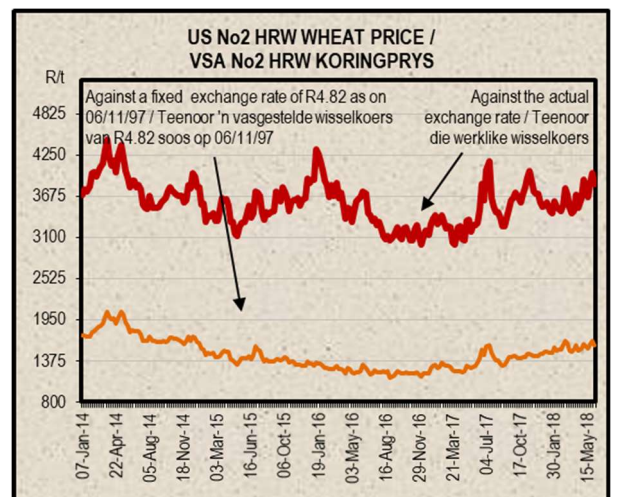
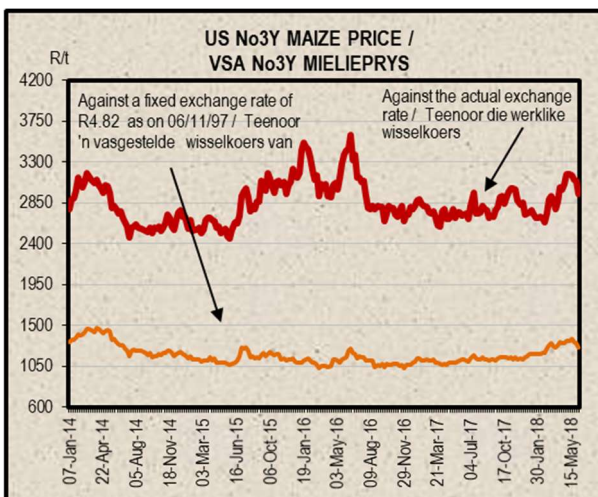
f Invoertarif / Import Tariff:

Mielies/Maize = Vry / Free

Sorghum = 3% op VAB / on FOB

g Neem asb. kennis van die verandering in Spoornet se standaard spoorvrag op 1 April 2018, na R320.00.

Please note the change in Spoornet's standard railage cost on 1 April 2018 to R320.00.



11. IMPORT PARITY PRICES – WINTER CEREALS (b)

11. INVOERPARITEITPRYSSE - WINTERGRANE (b)

INVOERPARITEITPRYSSE VAN WINTERGRANE (BTW UITGESLT) SOOS OP			2018/06/05				IMPORT PARITY PRICES OF WINTER CEREALS (VAT EXCL) AS ON		
ITEM	Nota / Note	Koring/Wheat	Koring/Wheat	Koring/Wheat	Koring/Wheat	Gars/Barley	Gars/Barley	ITEM	
		VSA/ USA Golf/Gulf HRW	VSA/ USA PNW DNS	Argentynse/ Argentine Up River Trigo Pan	EU Duitsland/ Germany B kwaliteit/ quality	Australiese/ Australian Fremantle Mout/Malting	Franse/ French Rouen Mout/Malting		
Internasionale VAB pryse	a	249.00	284.00	275.00	214.00	271.00	203.00	International FOB prices	
Vraggeld	b	38.00	38.00	31.00	28.00	21.00	29.00	Freight Rates	
Assuransie (0.3% van VAB)		0.75	0.85	0.83	0.64	0.81	0.61	Insurance (0.3% of FOB)	
1 KOSTE, ASSURANSIE EN VRAG (KAV) \$/T		287.75	322.85	306.83	242.64	292.81	232.61	1 COST, INSURANCE AND FREIGHT (CIF) \$/T	
<i>Omskakel na R/t</i>								<i>Converted to R/t</i>	
R/\$ Wisselkoers op: 2018/06/05		12.5494	12.5494	12.5494	12.5494	12.5494	12.5494	R/\$ Exchange rate on: 2018/06/05	
2 KOSTE, ASSURANSIE EN VRAG (KAV) R/t		3611.09	4051.57	3850.53	3044.99	3674.59	2919.12	2 COST, INSURANCE AND FREIGHT (CIF) R/t	
Finansieringskoste	c	29.68	33.30	31.65	25.03	30.20	23.99	Financing cost	
3 KOSTE, ASSURANSIE, VRAG EN FINANSIERING R/t		3640.77	4084.87	3882.18	3070.02	3704.79	2943.11	3 COST, INSURANCE, FREIGHT AND FINANCING R/t	
Aflaaiikoste	d, e							Discharging cost	
3.1 Kaapstad (Hoofsaaklik kaaihyskraan metode)		205.87	205.87	205.87	205.87	213.98	213.98	3.1 Cape Town (Mainly shore cranes method)	
3.2 Durban (Hoofsaaklik suig-in-silo metode)		202.03	202.03	202.03	202.03	203.37	203.37	3.2 Durban (Mainly suction into silo method)	
Invoertarif op koring	f	437.20	437.20	437.20	437.20	0.00	0.00	Import Tariff on wheat	
4 VRYOP SPOOR (VOS) R/t								4 FREE ON RAIL (FOR) R/t	
4.1 Kaapstadhawe		4283.84	4727.94	4525.25	3713.09	3918.77	3157.09	4.1 Cape Town Harbour	
4.2 Durbanhawe		4280.00	4724.10	4521.41	3709.25	3908.16	3146.48	4.2 Durban Harbour	
Spoorvragkoste	g							Railage cost	
- Kaapstad na Paarl		160.59	160.59	160.59	160.59	n/a	n/a	- Cape Town to Paarl	
- Durban na Randfontein		320.00	320.00	320.00	320.00	320.00	320.00	- Durban to Randfontein	
<b>5 GELEWER:</b>								<b>5 DELIVERED:</b>	
- Kaapstad na Paarl R/ton		<b>4444.43</b>	<b>4888.53</b>	<b>4685.84</b>	<b>3873.68</b>	<b>n/a</b>	<b>n/a</b>	- Cape Town to Paarl R/ton	
- Durban na Randfontein R/ton		<b>4600.00</b>	<b>5044.10</b>	<b>4841.41</b>	<b>4029.25</b>	<b>4228.16</b>	<b>3466.48</b>	- Durban to Randfontein R/ton	

Notas/Notes: 2018/06/05

a Bron van pryse en vraggeld : IGC GMI  
Source of prices and freight rates: IGC GMI

Termyn / Term	VAB/FOB US\$/ton	Vraggeld / Freight Rate: US\$/ton	Gars/Barley = US\$ + 1
Koring/Wheat: HRW No 2 (Hard Red Winter) Golf / Gulf	249.00	US (Golf / Gulf)	38.00
Koring/Wheat: DNS 14% No 2 (Dark Northern Spring) Golf / Gulf	284.00	Argentinië / Argentine (Upriver)	31.00
Koring/Wheat: Argentinië / Argentine (Up River) Trigo Pan	275.00	EEC (Bordeaux Hamburg)	28.00
Koring/Wheat: EU (Duitsland / Germany) B kwaliteit / quality	214.00	Australië / Australia (Eastern)	21.00
Gars/Barley: Australiese moutgars/Australian malting barley (Adelaide)	271.00		
Gars/Barley: Franse moutgars/French malting barley (Rouen)	203.00		

b Vraggeld: bereken vir vragte van +/- 20 000 - 30 000t / Freight rates: calculated for freights of +/- 20 000 - 30 000t

c Finansieringskoste: 30 000t @ KAV @ primakoers vir 30 dae. Bron/Source: SARB 10.00% 2018/03/29  
Financing cost: 30 000t @ CIF @ prime rate for 30 days.

d Aflaaiikoste / Discharging cost (R/ton):

	Koring/Wheat:	Gars/Barley:
Kaapstad / Cape Town:	205.87	213.98
Durban:	202.03	203.37

Bron / Source: Mainport Africa Shipping

e Ingesluit: Kaai gelde, hantering, kaai besig, agente/dokumentasie, logistiek & opnames (inspeksie van skeepsvrag).  
Included: Wharfage, handling, wharf supervision, agent/documentation, logistic & survey (inspection of shipload).

Uitgesluit: Gesondheidsinspeksie-, skeepagentskapboei, strookbelsingsboei vir GMO, opbergingskoste asook BTW en invoerbelasting.  
Excluded: Health inspection fee, Ship agency fee, strip testing fees for GMO, storage costs as well as VAT and import duty.

N.B: Slegs 'n aanduiding, aangesien koste van opname beding kan word / N.B: Indication only, as cost of survey can be negotiated.

f Invoertarif / Import Tariff  
Koring/Wheat = R437.20 p/ton  
Gars/Barley = Vry/Free

g Neem asb. kennis van verandering in Spoomet se standaard spoorvrag op 1 April 2018 soos volg:  
Kaapstad na Paarl R160.59 en Durban na Randfontein R320.00  
Please note the change on 1 April 2018, in Spoomet's standard railage cost as follows:  
Cape Town to Paarl R160.59 and Durban to Randfontein R320.00

12. IMPORT PARITY PRICES – OIL SEEDS (b)(e)(f)

12. INVOERPARITEITPRYSE - OLIESADE (b)(e)(f)

INVOERPARITEITPRYSE VAN OLIESADE (BTW UITGESLT) SOOS OP		2018/06/05							IMPORT PARITY PRICES OF OIL SEEDS (VAT EXCL) AS ON	
ITEM	Nota/ Note	Sojabone/ Soybeans	Sojabone/ Soybeans	Sojabone/ Soybeans	Sonneblom/ Sunflower	Canola	Grondbone/ Groundnuts	Grondbone/ Groundnuts	ITEM	
		VSA/ USA	Argentynse/ Argentine	Brazilië/ Brazil	EU	Kanadese/ Canadian	Argentynse/ Argentine	VSA/ USA		
		Golf/Gulf	Up River	Paranagua	France/ French	Vancouver	Raw Runners 40/50	Raw Runners 40/50		
		\$/t	\$/t	\$/t	\$/t	\$/t	\$/t	\$/t		
Internasionale VAB pryse	a	393.00	406.00	402.00	387.00	443.00	1460.00 *	1342.00 *	International FOB prices	
Vraggeld	b	38.00	31.00	31.00	28.00	30.00	90.00	38.00	Freight Rates	
Assuransie (0.3% van VAB)		1.18	1.22	1.21	1.16	1.33	4.38	4.03	Insurance (0.3% of FOB)	
1 KOSTE, ASSURANSIE EN VRAG (KAV) \$/T		432.18	438.22	434.21	416.16	474.33	1554.38	1384.03	1 COST, INSURANCE AND FREIGHT (CIF) \$/T	
Omskakel na R/t		12.5494	12.5494	12.5494	12.5494	12.5494	12.5494	12.5494	Converted to R/t	
R/\$ Wisselkoers op: 2018/06/05		R/t	R/t	R/t	R/t	R/t	R/t	R/t	R/\$ Exchange rate on: 2018/06/05	
2 KOSTE, ASSURANSIE EN VRAG (KAV) R/t		5423.60	5499.40	5449.07	5222.56	5952.56	19506.54	17368.75	2 COST, INSURANCE AND FREIGHT (CIF) R/t	
Finansieringskoste	c	44.58	45.20	44.79	42.93	48.93	160.33	142.76	Financing cost	
3 KOSTE, ASSURANSIE, VRAG EN FINANSIERING R/t		5468.18	5544.60	5493.86	5265.49	6001.49	19666.87	17511.51	3 COST, INSURANCE, FREIGHT AND FINANCING R/t	
Aflaaikoste: Durban	d, e	203.37	203.37	203.37	203.37	203.37	605.32	605.32	Discharging cost Durban	
Invoertarief	f	394.55	407.60	403.59	0.00	555.94	1832.21	1684.13	Import Tariff	
4 VRY OP SPOOR (VOS) R/t Durban		6066.10	6155.57	6100.82	5468.86	6760.80	22104.40	19800.96	4 FREE ON RAIL (FOR) R/t Durban	
Spoorvragkoste	g								Railage cost	
- Durban na Randfontein		320.00	320.00	320.00	320.00	320.00	-	-	- Durban to Randfontein	
5 GELEWER:									5 DELIVERED:	
- Durban na Randfontein R/ton		6386.10	6475.57	6420.82	5788.86	7080.80	-	-	- Durban to Randfontein R/ton	

Notas/Notes:

a Bron van pryse en vraggeld / Source of prices and freight rates : IGC (GMI), Geogalos Peanut World & Oil  
2018/06/05

Termyn / Term	US\$/ton (VAB/FOB)	Vraggeld/Freight Rate:	US\$/ton
Sojabone/Soybeans: VSA/USA (Golf/Gulf)	393.00	US Golf / Gulf	38.00
Sojabone/Soybeans: Argentinië/Argentina (Up River)	406.00	Argentinië / Argentina	31.00
Sojabone/Soybeans: Brazilië/Brazil (Paranagua)	402.00	EEC (Bordeaux/Hamburg)	28.00
Sonneblom/Sunflower: EU Frankryk/France (Bordeaux)	387.00	Kanada/Canada (North Pacific)	30.00
Canola: Kanada/Canada (Vancouver)	443.00	Grondbone/Groundnuts (ARG)	90.00
Grondbone/Groundnuts: Argentinië/Argentina (Raw Runner 40/50)	1460.00		
Grondbone/Groundnuts: VSA/USA (Runners 40/50)	1342.00		

b Vraggeld: bereken vir vragte van +/- 20 000 - 30 000t / Freight rates: calculated for freights of +/- 20 000 - 30 000t

c Finansieringskoste: 30 000t @ KAV @ primakoers vir 30 dae. Bron/Source: SARB 10.00% 2018/03/29

Financing cost 30 000t @ CIF @ prime rate for 30 days.

d Aflaaikoste / Discharging costs (R/ton):

	Sojabone/ Soybeans	Sonneblom/ Sunflower	Canola	Grondbone/ Groundnuts
Durban:	203.37	203.37	203.37	605.32

e Aflaaikoste / Discharging fees:

Ingesluit: Kaaigelde, hantering, kaaibesig, agente/dokumentasie, logistiek & opnames (inspeksie van skeepsvrag) /

Included: Wharfage, handling, wharf supervision, agent/documentation, logistic & survey (inspection of shipload).

Uitgesluit: Gesondheidsinspeksie-, skeepsagentskapfooi, strookbetsingsfooi vir GMO, opbergingskoste asook BTW en invoerbelasting /

Excluded: Health inspection fee, Ship agency fee, strip testing fees for GMO, storage costs as well as VAT and import duty.

N.B: Slegs 'n aanduiding, aangesien koste van opname beding kan word / N.B: Indication only, as cost of survey can be negotiated.

f Invoertarief / Import Tariff:

Sojabone/Soybeans = 8% op VAB / on FOB

Sonneblom/Sunflower = Vry / Free

Canola = 10% op VAB / on FOB

Grondbone/Groundnuts = 10% op VAB / on FOB

g Neem asb. kennis van die verandering in Spoornet se standaard spoorvrag op 1 April 2018, na R320.00

Please note the change on 1 April 2018 in Spoornet's standard railage cost to R320.00

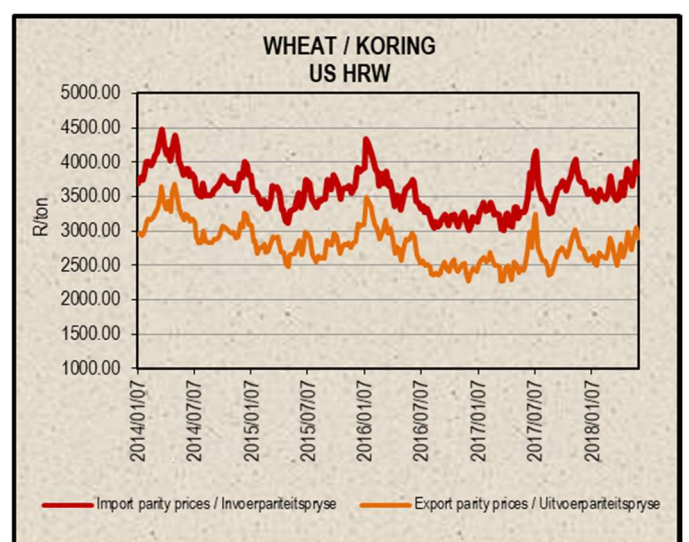
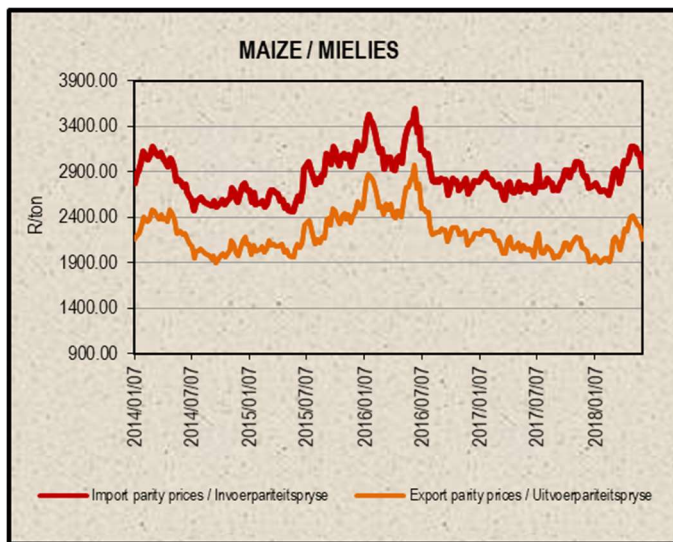
\* Kwotasies is k.a.v. pryse. VAB pryse dus berekende pryse (kav minus vraggeld) / Quotes are c.i.f. prices. FOB prices are therefore calculated prices (cif minus freight rates).



13. EXPORT PARITY PRICES (b)

13. UITVOERPARITEITSPRYSE (b)

INDICATIVE EXPORT PARITY PRICES AS ON	2018/06/05				AANDUIDENDE UITVOERPARITEITSPRYSE SOOS OP
	US No3Y Maize/ Mielies Gulf/Golf (b) Jun 2018	US HRW Wheat/Koring Gulf/Golf (b) Jun 2018	US DNS 14% Wheat/Koring PNW (b) Jun 2018	Argentine Raw Runner 40/50 Groundnuts/ Grondbone (f) Jul 2018	Hierdie is slegs 'n voorbeeld van hoe 'n uitvoerpariteitsprys bereken kan word - dit kan varieer volgens behoefte
FOB Gulf value (\$/t)	179.00	249.00	284.00	1460.00	VAB Golfwaarde (\$/t)
Difference in quality and locality of SA <sup>1</sup> Maize: Plus US\$10 (\$/t) Groundnuts: Less 3,5% of fob value	\$10.00			96,5%	Kwaliteits- en liggingsverskil van SA <sup>1</sup> Mielies: Plus VSA\$10 (\$/t) Grondbone: Min 3,5% van vab waarde
SA fob price (\$/t)	189.00	249.00	284.00	1408.90	SA vab prys (\$/t)
Exchange rate (1\$=: (2018/06/05)	12.5494	12.5494	12.5494	12.5494	Wisselkoers (1\$=: (2018/06/05)
FOB Gulf value (R/t)	2371.84	3124.80	3564.03	17680.85	VAB Golfwaarde (R/t)
<b>Marketing costs:</b>					<b>Bemarkings koste:</b>
Financing (Prime rate 10% - 30 days) (R/t)	19.49	25.68	29.29	145.32	Finansieringskoste (Primakoers 10% - 30 dae) (R/t)
Railage: <sup>2</sup> Randfontein – Durban harbour	320.00	320.00	320.00	-	Spoorvrag: <sup>2</sup> Randfontein – Durbanhawe
Loading costs: (R/t) <sup>3</sup> Durban Harbour (Mainly spout method)	192.50	205.14	205.14	562.50	Oplaaikoste: (R/t) <sup>3</sup> Durbanhawe (Hoofsaaklik tregter metode)
<b>EXPORT REALISATION (R/t):</b> <b>Randfontein</b>	<b>1839.85</b>	<b>2573.98</b>	<b>3009.60</b>	<b>16973.03</b>	<b>UITVOER REALISASIE (R/t):</b> <b>Randfontein</b>
<i>Difference in quality and locality of SA (As requested by the industry) As from 14 June 2012, the discount/rebate will no longer be used to calculate the export parity price on US HRW and a new calculation will be added for US DNS, also without the discount/rebate.</i>			1		<i>Kwaliteits- en liggingsverskil van SA (Soos deur die bedryf versoek) Vanaf 14 Junie 2012 sal die diskonto/premie nie meer gebruik word by die berekening van die uitvoerpariteitprys van US HRW nie en 'n nuwe berekening word nou vir US DNS gedoen, ook sonder diskonto/premie.</i>
<i>Railage costs: Please note that on 1 April 2018 Spoornet's standard railage cost has changed to R320.00.</i>			2		<i>Spoorvrag koste: Neem asb. kennis dat Spoornet se standaard spoorvrag op 1 April 2018 verander het na R320.00.</i>
<i>Loading costs, received from Mainport Africa Shipping: Included: Cargo dues, handling, wharf supervision, agency/documentation, logistics &amp; surveys (inspection of cargo). Excluded: Ship agent fees, health &amp; PPECB inspections, storage facility &amp; transport costs to storage facility, VAT &amp; duties.</i>			3		<i>Oplaaikoste, ontvang van Mainport Africa Shipping: Ingesluit: Kaai gelde, hantering, kaaitoesig, agente/dokumentasie, logistiek &amp; opnames (inspeksie van skeepsvrag) Uitgesluit: Skeepsagentskaps-, inspeksie-, opbergings- en vervoerkoste na opbergingsfasiliteit, BTW &amp; invoerbelasting.</i>



#### 14. WEATHER

For local weather, please follow the link below:

[www.weathersa.co.za](http://www.weathersa.co.za)

#### 14. WEER

Vir plaaslike weer, volg asseblief die onderstaande skakel:

[www.weathersa.co.za](http://www.weathersa.co.za)

#### **Sources /Bronne:**

(a) = Safex; (b) = International Grains Council; (c) = CBOT; (d) = KCBT;

(e) = Oil World; (f) = Georgalos Peanut World.

\* Formula according to ITAC (International Trade Administration Commission of South Africa)/  
Formule volgens ITAC (International Trade Administration Commission of South Africa)

SAGIS

Nico Hawkins

General Manager / Hoofbestuurder

**Indemnity/Vrywaring:** Although everything has been done to ensure the accuracy of the information, neither SAGIS nor any of its directors or employees takes any responsibility for actions or losses that might occur as a result of the usage of this information. / Alhoewel alles gedoen is om te verseker dat die inligting korrek is, aanvaar nie SAGIS of enige van sy direkteure of werknemers verantwoordelikheid vir enige aksies of verliese as gevolg van die inligting wat gebruik is nie.