

SAGIS WEEKLY BULLETIN / SAGIS WEEKLIKSE BULLETIN

1. Producer Deliveries (ton):			1. Produsentelewerings (ton):	
Commodity	Latest week/ Jongste week: 7 - 13 Jul 2018	Total: current marketing year/ Totaal: huidige bemarkingsjaar	Total: same period previous marketing year/ Totaal: selfde periode vorige bemarkingsjaar	Kommoditeit
White maize	438 378	2 569 471	6 055 192	Witmielies
Yellow maize	341 655	3 327 803	4 561 197	Geelmielies
Total: maize	780 033	5 897 274	10 616 389	Totaal: mielies
Wheat	991	1 522 562	1 861 071	Koring
Soybeans	8 392	1 458 665	N/A	Sojabone
Sunflower Seed	49 667	718 960	N/A	Sonneblomsaad

2. Imports (ton):			2. Invoere (ton):	
2.1 Imports for RSA			2.1 Invoere vir RSA	
Commodity	Latest week/ Jongste week: 7 - 13 Jul 2018	Total: current marketing year/ Totaal: huidige bemarkingsjaar	Total: same period previous marketing year/ Totaal: selfde periode vorige bemarkingsjaar	Kommoditeit
White maize	0	0	0	Witmielies
Yellow maize	0	0	0	Geelmielies
Maize Total	0	0	0	Mielies Totaal
Wheat	29 781	1 677 162	630 109	Koring

Origin of imports / Oorsprong van invoere

White maize/Witmielies	Yellow maize/Geelmielies	Wheat/Koring
		Argentina
		Germany
		Latvia
		Lithuania
		Poland
		Romania
		Russia
		Ukraine
		USA

2.2 Imports for other countries

2.2 Invoere vir ander lande

White maize	0	0	0	Witmielies
Yellow maize	0	0	0	Geelmielies
Maize Total	0	0	0	Mielies Totaal
Wheat	0	196 049	183 851	Koring

Origin of imports / Oorsprong van invoere

White maize/Witmielies	Yellow maize/Geelmielies	Wheat/Koring
		Argentina
		Germany
		Latvia
		Lithuania
		Poland
		Russia
		Ukraine
		USA

3. Exports (ton):

3.1 RSA Exports

Commodity	Latest week/ Jongste week: 7 - 13 Jul 2018	Total: current marketing year/ Totaal: huidige bemarkingsjaar	Total: same period previous marketing year/ Totaal: selfde periode vorige bemarkingsjaar	Kommoditeit
White maize	5 316	99 239	202 979	Witmielies
Yellow maize	89 161	663 568	338 187	Geelmielies
Maize Total	94 477	762 807	541 166	Mielies Totaal
Wheat	1 410	60 122	87 630	Koring

3. Uitvoere (ton):

3.1 RSA Uitvoere

Destination of exports / Bestemming van uitvoere

White maize/Witmielies	Yellow maize/Geelmielies	Wheat/Koring
Botswana	Botswana	Botswana
Lesotho	Italy	Lesotho
Mozambique	Korea	Namibia
Namibia	Mozambique	Swaziland
Spain	Namibia	Zambia
Swaziland	Swaziland	Zimbabwe
	Taiwan	
	Vietnam	

3.2 Imports for Exports

Commodity	Latest week/ Jongste week: 7 - 13 Jul 2018	Total: current marketing year/ Totaal: huidige bemarkingsjaar	Total: same period previous marketing year/ Totaal: selfde periode vorige bemarkingsjaar	Kommoditeit
White maize	0	0	9 613	Witmielies
Yellow maize	0	0	0	Geelmielies
Maize Total	0	0	9 613	Mielies Totaal
Wheat	1 099	173 691	178 127	Koring

3.2 Invoere vir Uitvoere

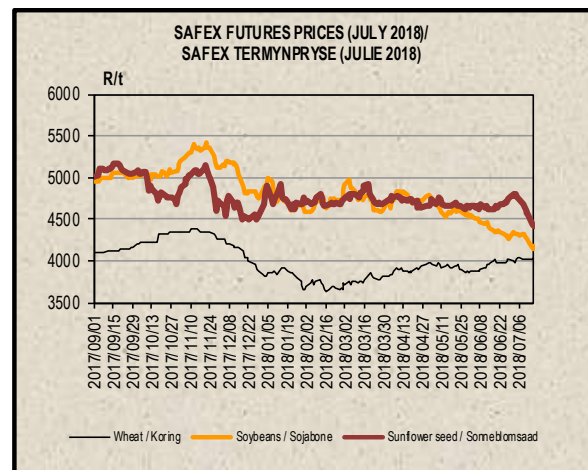
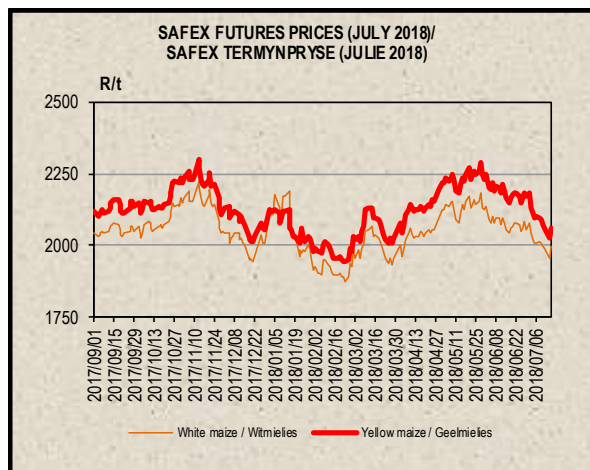
Destination of exports / Bestemming van uitvoere

White maize/Witmielies	Yellow maize/Geelmielies	Wheat/Koring
		Botswana
		Lesotho
		Mozambique
		Swaziland
		Zimbabwe

4. DOMESTIC PRICES PER SAFEX (R/t)(a)

4. PLAASLIKE PRYSE VOLGENS SAFEX (R/t)(a)

Commodity	Future Prices / Termynpryse (2018/07/17) R/ton					Kommoditeit
	Jul-18	Sep-18	Dec-18	Mar-19	May-19	
White maize	1998.00	2041.00	2102.00	2154.00	2180.00	Witmielies
Yellow maize	2058.00	2106.00	2180.00	2219.00	2258.00	Geelmielies
Wheat	4040.00	4090.00	4134.00	4240.00	n/a	Koring
Sunflower	4418.00	4515.00	4658.00	4670.00	4589.00	Sonneblom
Soybeans	4185.00	4271.00	4407.00	4508.00	4557.00	Sojabone
Sorghum	3250.00	3298.00	3400.00	3600.00	n/a	Sorghum



5. IMPORT TARIFF ON MAIZE (b)*

5. INVOERTARIEF OP MIELIES (b)*

Derived US No2Y Yellow Maize fob (Gulf) (b)	2018-07-11	2018-07-12	2018-07-13	2018-07-16	2018-07-17	Afgeleide VSA No2Y Geelmielies vab (Golf) (b)
RSA Initial Reference Price	\$110.00					RSA Oorspronklike Verwysingsprys
Base price (\$/t)	117.65	117.65	117.65	117.65	117.65	Basisprys (\$/t)
Daily price (\$/t) (IGC)	157.60	160.60	160.60	160.60	162.60	Daaglikse prys (\$/t) (IGC)
Average of 21 days (\$/t)	166.41	165.60	165.08	164.55	164.22	Gemiddeld van 21 dae (\$/t)
Deviation from base price (\$/t)	-48.76	-47.95	-47.43	-46.90	-46.57	Afwyking van basisprys (\$/t)
Duty on maize (\$/t)	-56.41	-55.60	-55.08	-54.55	-54.22	Reg op mielies (\$/t)
R/\$ Exchange rate (average of 21 days)	13.5766	13.5817	13.5889	13.5821	13.5723	R/\$ Wisselkoers (gemiddeld van 21 dae)
Duty on maize before adjustment (R/t)	-765.86	-755.14	-748.48	-740.91	-735.89	Reg op mielies voor aanpassing (R/t)
Real effective exchange rate index	0.9080	0.9080	0.9080	0.9080	0.9080	Reële effektiewe wisselkoersindeks
Duty on maize (R/t)	-695.40	-685.67	-679.62	-672.75	-668.19	Reg op mielies (R/t)
Tariff Gazetted 2006/12/08	R0.00/t					Tarief gepubliseer 2006/12/08

6. IMPORT TARIFF ON WHEAT (b)*

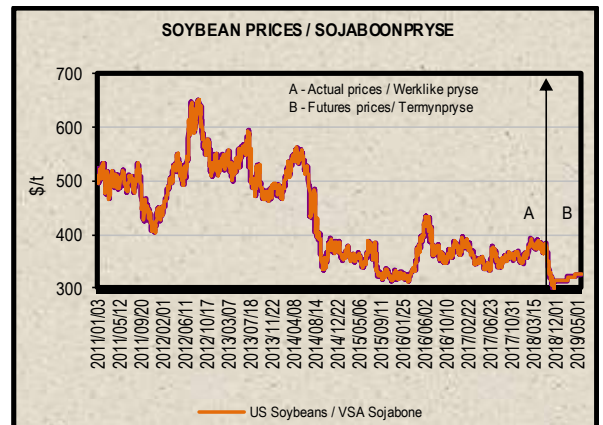
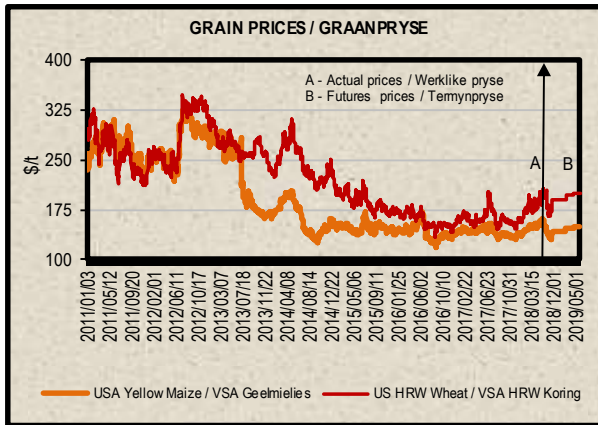
6. INVOERTARIEF OP KORING (b)*

US No2 HRW fob (Gulf)	2018/06/19	2018/06/26	2018/07/03	2018/07/10	2018/07/17	VSA No2 HRW vab (Golf)
RSA Initial Reference Price	279.00	279.00	279.00	279.00	279.00	RSA Oorspronklike Verwysingsprys
Base price (\$/t)	255.67	255.67	255.67	255.67	226.33	Basis prys (\$/t)
Weekly price (\$/t) (IGC)	234.00	225.00	223.00	231.00	231.00	Weeklikse prys (\$/t) (IGC)
3 Weeks moving average (\$/t)	247.00	239.00	227.33	226.33	228.33	3 Weke skuiwende gemiddeld (\$/t)
Deviation from base price (\$/t)	8.67	16.67	28.34	29.34	-2.00	Afwyking van basisprys (\$/t)
Number of weeks that the deviation is more than \$10		1	2	3		Aantal weke wat die afwyking meer as \$10 is
Calculated duty on wheat (\$/t)	32.00	40.00	51.67	52.67	50.67	Berekende reg op koring (\$/t)
R/\$ exchange rate	13.8802	13.5330	13.7410	13.3937	13.2592	R/\$ wisselkoers
Calculated duty before adjustment (R/t)	444.17	541.32	710.00	705.45	671.84	Berekende reg voor aanpassing (R/t)
Real effective exchange rate Index	0.9161	0.9161	0.9080	0.9080	0.9080	Reële effektiewe wisselkoersindeks
Calculated duty on wheat (R/t)	406.90	495.90	644.68	640.55	610.03	Berekende reg op koring (R/t)
Tariff Gazetted 2018/07/13 (R/t)	R 281.70					Tarief gepubliseer 2018/07/13 (R/t)

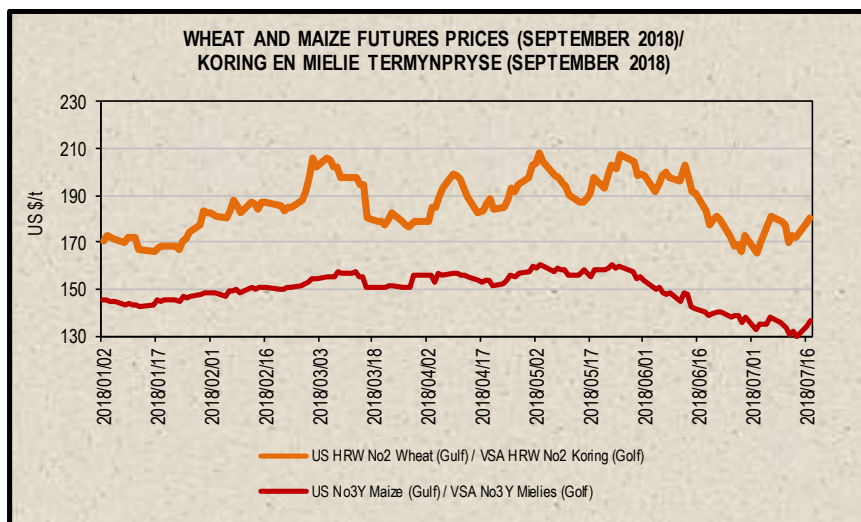
7. PRICES – INTERNATIONAL (US\$/t)

7. PRYSE - INTERNASIONAAL (VSA\$/t)

FOB (US\$/t)	Export Quotations/ Uitvoerkwotasie (b)(e)(f)				VAB (VSA\$/t)
	2018/07/17	2018/07/10	2018/07/03	2018/06/26	
US No 2 HRW Wheat (Gulf)	231.00	231.00	223.00	225.00	VSA No 2 HRW Koring (Golf)
US DNS Wheat 14% PNW	244.00	249.00	246.00	258.00	VSADNS Koring 14% PNW
Argentine Wheat (Up River)	245.00	247.00	250.00	257.00	Argentynse Koring (Up River)
EC (France) Wheat (grade 1)	222.00	219.00	215.00	202.00	EU (Frankryk) Koring (graad 1)
EC (Germany) B Quality Wheat	231.00	225.00	221.00	212.00	EU (Duitsland) B Kwaliteit Koring
Russia Milling 12.5%	204.00	201.00	199.00	199.00	Swart See Maalkoring
US No 3Y Maize (Gulf)	161.00	158.00	162.00	166.00	VSA No3Y Mielies (Golf)
Argentine Maize (Up River)	163.00	162.00	160.00	163.00	Argentynse Mielies (Up River)
US Sorghum (Gulf)	191.00	191.00	184.00	186.00	VSA Sorghum (Golf)
Argentine Sorghum (Up River)	140.00	140.00	143.00	145.00	Argentynse Sorghum (Up River)
US Soybeans (Gulf)	331.00	337.00	334.00	343.00	VSA Sojabone (Gulf)
Argentine Soybeans (Up River)	383.00	379.00	368.00	373.00	Argentynse Sojabone (Up River)
Canadian Canola	403.00	418.00	423.00	428.00	Kanadese Canola
Argentine Groundnuts Runners 40/50	1465.00	1465.00	1460.00	1460.00	Argentynse Grondbone 40/50 Runners
US Groundnuts Runners 40/50 shelled	N/A	N/A	1322.00	1322.00	VSA Grondbone 40/50 Runners uitgedop
Australian Malting Barley (Commander Malt)	265.00	269.00	266.00	267.00	Australiese Moutgars (Commander Mout)



Futures prices (US\$/t) / Termynpryse (VSA\$/t) (c)(d) (2018/07/17)							
Commodity	Sep-18	Dec-18	Mar-19	May-19	Jul-19	Sep-19	Kommoditeit
US No3 Yellow maize	136.29	141.57	146.29	148.89	151.33	152.43	VSA No3 Geelmielies
US No2 HRW wheat	180.26	189.23	195.92	199.37	201.06	205.54	VSA No2 HRW koring
US Soybeans	310.48	n/a	321.36	324.81	327.83	326.28	VSA Sojabone



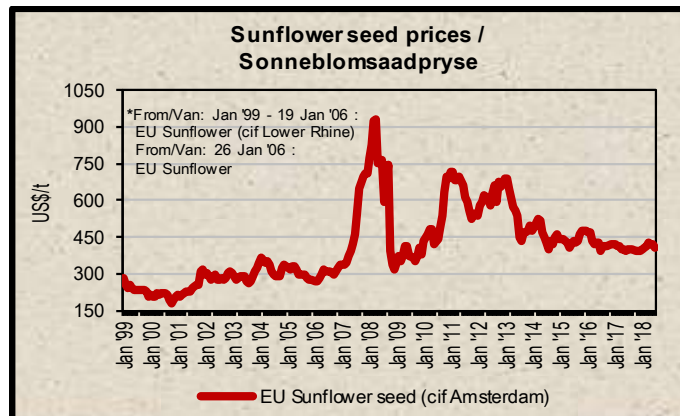
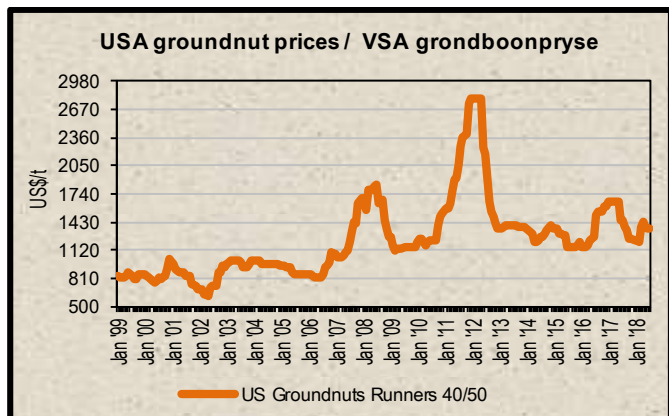
8. LOWEST REPRESENTATIVE ASKING PRICES
(US\$/t)(e)(f)(Prices of previous week)

8. LAAGSTE VERTEENWOORDIGENDE PRYSE GEVRA
(Pryse van vorige week)(VSA\$/t)(e)(f)

US\$/t	2018/07/12	2018/07/05	Change/ Verandering	VSA\$/t
Soybeans, Brazil, c.i.f. Rotterdam	398	402	-1.0%	Sojabone, Brasilië, k.a.v. Rotterdam
Soybeans, USA, c.i.f. Rotterdam	372	371	0.3%	Sojabone, VSA, k.a.v. Rotterdam
Groundnuts, USA Runners 40/50*	n/a	n/a	0.0%	Grondbone, VSA Runners 40/50*
Groundnuts, Argentine Runners 40/50*	1555	1555	0.0%	Grondbone, Argentynse Runners 40/50*
Groundnut-oil, c.i.f. Rotterdam	n/a	1290	0.0%	Grondboon-olie, k.a.v. Rotterdam
Sunflower seed, EU c.i.f. Amsterdam	405	410	-1.2%	Sonneblomsaad, EU k.a.v. Amsterdam
Sunflower-oil, EU (fob) N.W. Europe	778	780	-0.3%	Sonneblom-olie, EU (vab) N.W. Eur.
Rapeseed, Europe, 00, c.i.f. Hamburg	416	419	-0.7%	Raapsaad, Europa, 00, k.a.v. Hamburg

* Shelled, c.i.f. Rotterdam

* Uitgedop k a v Rotterdam



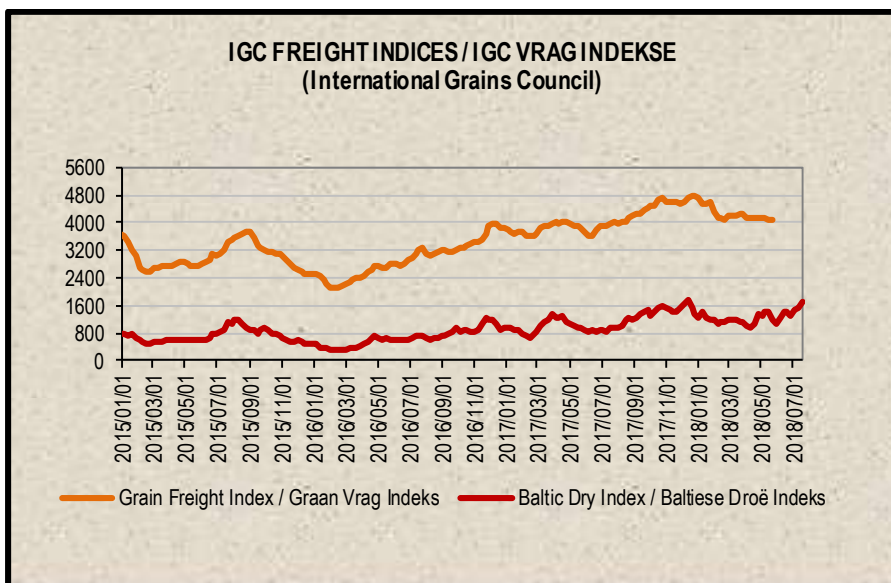
9. IGC FREIGHT INDICES (b)

9. IGC VRAG INDEKSE (b)

IGC FREIGHT INDICES / IGC VRAG INDEKSE							
	2018/06/12	2018/06/19	2018/06/26	2018/07/03	2018/07/10	2018/07/17	
Grain Freight Index*	N/A	N/A	N/A	N/A	N/A	N/A	Graan Vrag Indeks*
Baltic Dry Index	1390	1419	1323	1476	1555	1721	Baltiese Droë Indeks

* IGC Grain Freight Index represents 15 major grain routes, including five from the United States of America, and two each from other main exporting nations (including Argentina, Black Sea, Europe and Canada); with base an average of the four weeks ending 11 May 2005 = 6000. The updated indices will be available on Thursdays on SAGIS' website.

* IGC Graan Vrag Indeks verteenwoordig 15 hoof graanroetes, insluitende vyf vanaf die Verenigde State van Amerika, en twee elk van ander hoof uitvoernasies (insluitende Argentinië, Swart See, Europa en Kanada); met basis 'n gemiddeld van die vier weke geëindig 11 Mei 2005 = 6000. Die opgedateerde indekse sal Donderdae op SAGIS se webwerf beskikbaar



10. IMPORT PARITY PRICES – SUMMER GRAINS (b)

10. INVOERPARITEITPRYSE - SOMERGRANE (b)

INVOERPARITEITPRYSE VAN SOMERGRANE (BTW UITGESLT) SOOS OP				2018/07/17		IMPORT PARITY PRICES OF SUMMER GRAINS (VAT EXCL) AS ON	
ITEM	Nota/ Note	Mielies/Maize	Mielies/Maize	Sorghum	Sorghum	Sorghum	ITEM
		VSA/ USA Golf/Gulf (no.3Y) \$/t	Argentynse/ Argentine Up River \$/t	VSA/ USA Golf/Gulf \$/t	Argentynse/ Argentine Up River \$/t	Australiese/ Australian Brisbane \$/t	
Internasionale VAB pryse	a	161.00	163.00	191.00	140.00	301.00	International FOB prices
Vraggeld	b	38.00	34.00	38.00	34.00	20.00	Freight Rates
Assuransie (0.3% van VAB)		0.48	0.49	0.57	0.42	0.90	Insurance (0.3% of FOB)
1 KOSTE, ASSURANSIE EN VRAG (KAV) \$/T		199.48	197.49	229.57	174.42	321.90	1 COST, INSURANCE AND FREIGHT (CIF) \$/T
<i>Omskakel na R/t</i>							<i>Converted to R/t</i>
R/\$ Wisselkoers op: 2018/07/17		13.2592	13.2592	13.2592	13.2592	13.2592	R/\$ Exchange rate on: 2018/07/17
2 KOSTE, ASSURANSIE EN VRAG (KAV) R/t		2644.95	2618.56	3043.91	2312.67	4268.14	2 COST, INSURANCE AND FREIGHT (CIF) R/t
Finansieringskoste	c	21.74	21.52	25.02	19.01	35.08	Financing cost
3 KOSTE, ASSURANSIE, VRAG EN FINANSIERING R/t		2666.69	2640.08	3068.93	2331.68	4303.22	3 COST, INSURANCE, FREIGHT AND FINANCING R/t
Aflaai-koste:	d, e						Discharging cost:
- Kaapstad		205.87	205.87	n/a	n/a	n/a	- Cape Town
- Durban		199.28	199.28	203.37	203.37	203.37	- Durban
Invoertarif	f	0.00	0.00	75.98	55.69	119.73	Import Tariff
4 VRY OP SPOOR (VOS) R/t							4 FREE ON RAIL (FOR) R/t
- Kaapstad		2872.56	2845.95	n/a	n/a	n/a	- Cape Town
- Durban		2865.97	2839.36	3144.91	2387.37	4422.95	- Durban
Spoorvragkoste	g						Railage cost
- Durban na Randfontein		320.00	320.00	320.00	320.00	320.00	- Durban to Randfontein
5 GELEWER:							5 DELIVERED:
- Durban na Randfontein R/ton		3185.97	3159.36	3464.91	2707.37	4742.95	- Durban to Randfontein R/ton

Notas/Notes:

a Bron van pryse en vraggeld : IGC GMI
Source of prices and freight rates: IGC GMI

2018/07/17

Termyn / Term	US\$/ton (VAB/FOB)	Vraggeld/Freight Rate:	US\$/ton
Aug 2018	161.00	US Golf / Gulf	38.00
Jul 2018	163.00	Argentinië / Argentina	34.00
Aug 2018	191.00	Australië/Australia	20.00
Jul 2018	140.00		
Jul 2018	301.00		

Mielies/Maize: VSA/USA (Golf/Gulf No.3Y)
Mielies/Maize: Argentinië/Argentina (Up River)
Sorghum: VSA/USA (Golf / Gulf Milo)
Sorghum: Argentinië/Argentina (Up River)
Sorghum: Australië/Australia (Brisbane)

b Vraggeld: bereken vir vragte van +/- 20 000 - 30 000t / Freight rates: calculated for freights of +/- 20 000 - 30 000t

c Finansieringskoste: 30 000t @ KAV @ primakoers vir 30 dae. Bron/Source: SARB 10.00% 2018/03/29
Financing cost: 30 000t @ CIF @ prime rate for 30 days.

d Aflaai-koste / Discharging costs (R/ton):

	Mielies/Maize:	Sorghum
Kaapstad / Cape Town:	205.87	n/a
Durban:	199.28	203.37

Bron / Source: Mainport Africa Shipping

e Ingesluit: Kaai-gelde, hantering, kaaibesig, agente/dokumentasie, logistiek & opnames (inspeksie van skeepsvrag) / Included: Wharfage, handling, wharf supervision, agent/documentation, logistic & survey (inspection of shipload).

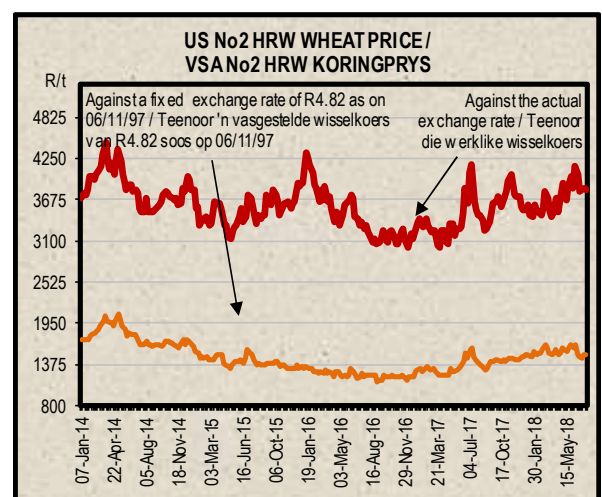
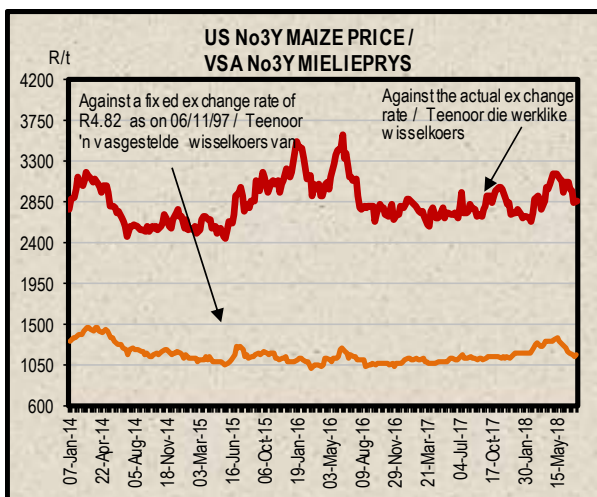
Uitgesluit: Gesondheidsinspeksie-, skeepsagentskapfooi, strookbetsingsfooi vir GMO, opbergingskoste asook BTW en invoerbelasting / Excluded: Health inspection fee, Ship agency fee, strip testing fees for GMO, storage costs as well as VAT and import duty.

N.B: Steg 'n aanduiding, aangesien koste van opname beding kan word / N.B: Indication only, as cost of survey can be negotiated.

f Invoertarif / Import Tariff:

Mielies/Maize = Vry / Free
Sorghum = 3% op VAB / on FOB

g Neem asb. kennis van die verandering in Spoornet se standaard spoorvrag op 1 April 2018, na R320.00.
Please note the change in Spoornet's standard railage cost on 1 April 2018 to R320.00.



11. IMPORT PARITY PRICES – WINTER CEREALS (b)

11. INVOERPARITEITPRYSE - WINTERGRANE (b)

INVOERPARITEITPRYSE VAN WINTERGRANE (BTW UITGESLT) SOOS OP				2018/07/17				IMPORT PARITY PRICES OF WINTER CEREALS (VAT EXCL) AS ON			
ITEM	Nota / Note	Koring/Wheat	Koring/Wheat	Koring/Wheat	Koring/Wheat	Koring/Wheat	Gars/Barley	Gars/Barley	ITEM		
		VSA/ USA Golf/Gulf	VSA/ USA PNW	Argentynse/ Argentine Up River	EU Duitsland/ Germany Hamburg B kwaliteit/ quality	Russies/ Russian Black Sea	Australiese/ Australian Fremantle	Fransse/ French Rouen			
		HRW	DNS	Trigo Pan		12.50%	Mout/Malting	Mout/Malting			
		\$/t	\$/t	\$/t	\$/t	\$/t	\$/t	\$/t			
Internasionale VAB pryse	a	231.00	244.00	245.00	231.00	204.00	265.00	244.00 *	International FOB prices		
Vraggeld	b	38.00	38.00	34.00	28.00	28.00	21.00	29.00	Freight Rates		
Assuransie (0.3% van VAB)		0.69	0.73	0.74	0.69	0.61	0.80	0.73	Insurance (0.3% of FOB)		
1 KOSTE, ASSURANSIE EN VRAG (KAV) \$/T		269.69	282.73	279.74	259.69	232.61	286.80	273.73	1 COST, INSURANCE AND FREIGHT (CIF) \$/T		
<i>Omskakel na R/t</i>									<i>Converted to R/t</i>		
R/\$ Wisselkoers op: 2018/07/17		13.2592	13.2592	13.2592	13.2592	13.2592	13.2592	13.2592	R/\$ Exchange rate on: 2018/07/17		
2 KOSTE, ASSURANSIE EN VRAG (KAV) R/t		3575.87	3748.77	3709.13	3443.28	3084.22	3802.74	3629.44	2 COST, INSURANCE AND FREIGHT (CIF) R/t		
Finansieringskoste	c	29.39	30.81	30.49	28.30	25.35	31.26	29.83	Financing cost		
3 KOSTE, ASSURANSIE, VRAG EN FINANSIERING R/t	d, e	3605.26	3779.58	3739.62	3471.58	3109.57	3834.00	3659.27	3 COST, INSURANCE, FREIGHT AND FINANCING R/t		
Aflaaiikoste									Discharging cost		
3.1 Kaapstad (Hoofsaaklik kaaihyskraan metode)		205.87	205.87	205.87	205.87	205.87	213.98	213.98	3.1 Cape Town (Mainly shore cranes method)		
3.2 Durban (Hoofsaaklik suig-in-silo metode)		202.03	202.03	202.03	202.03	202.03	203.37	203.37	3.2 Durban (Mainly suction into silo method)		
Invoertarif op koring	f	281.70	281.70	281.70	281.70	281.70	0.00	0.00	Import Tariff on wheat		
4 VRY OP SPOOR (VOS) R/t									4 FREE ON RAIL (FOR) R/t		
4.1 Kaapstadhawe		4092.83	4267.15	4227.19	3959.15	3597.14	4047.98	3873.25	4.1 Cape Town Harbour		
4.2 Durbanhawe		4088.99	4263.31	4223.35	3955.31	3593.30	4037.37	3862.64	4.2 Durban Harbour		
Spoorvragkoste	g								Railage cost		
- Kaapstad na Paarl		160.59	160.59	160.59	160.59	160.59	n/a	n/a	- Cape Town to Paarl		
- Durban na Randfontein		320.00	320.00	320.00	320.00	320.00	320.00	320.00	- Durban to Randfontein		
5 GELEWER:									5 DELIVERED:		
- Kaapstad na Paarl R/ton		4253.42	4427.74	4387.78	4119.74	3757.73	n/a	n/a	- Cape Town to Paarl R/ton		
- Durban na Randfontein R/ton		4408.99	4583.31	4543.35	4275.31	3913.30	4357.37	4182.64	- Durban to Randfontein R/ton		

Notas/Notes:

2018/07/17

a Bron van pryse en vraggeld : IGC GMI
Source of prices and freight rates: IGC GMI

Termyn / Term	VAB/FOB US\$/ton	Vraggeld / Freight Rate:	US\$/ton	Gars/Barley = US\$ + 1
Koring/Wheat HRW No 2 (Hard Red Winter) Golf / Gulf	Aug 2018	231.00	US (Golf / Gulf)	38.00
Koring/Wheat DNS 14% No 2 (Dark Northern Spring) Golf / Gulf	Aug 2018	244.00	Argentinië / Argentine (Upriver)	34.00
Koring/Wheat Argentinië / Argentine (Up River) Trigo Pan	Jul 2018	245.00	EEC (Bordeaux Hamburg)	28.00
Koring/Wheat EU (Duitsland / Germany) B kwaliteit / quality	Aug 2018	231.00	Australië / Australia (Eastern)	20.00
Koring/Wheat: Russian Milling 12.5%	Jul 2018	204.00	Black Sea	28.00
Gars/Barley: Australiese moutgars/Australian malting barley (Adelaide)	Jul 2018	265.00		
Gars/Barley: Fransse moutgars/French malting barley (Rouen)	Jul 2018	244.00 *		

b Vraggeld: bereken vir vragte van +/- 20 000 - 30 000t / Freight rates: calculated for freights of +/- 20 000 - 30 000t

c Finansieringskoste: 30 000t @ KAV @ primakoers vir 30 dae. Bron/Source: SARB 10.00% 2018/03/29
Financing cost 30 000t @ CIF @ prime rate for 30 days.

d Aflaaiikoste / Discharging cost (R/ton):
Bron / Source: Mainport Africa Shipping

	Koring/Wheat	Gars/Barley:
Kaapstad /	205.87	213.98
Durban:	202.03	203.37

e Ingesluit: Kaaigelde, hantering, kaaitoesig, agente/dokumentasie, logistiek & opnames (inspeksie van skeepsvrag).
Included: Wharfage, handling, wharf supervision, agent/documentation, logistic & survey (inspection of shipload).
Uitgesluit: Gesondheidsinspeksie-, skeepagentskapfooi, strookbetsingsfooi vir GMO, opbergingskoste asook BTW en invoerbelasting.
Excluded: Health inspection fee, Ship agency fee, strip testing fees for GMO, storage costs as well as VAT and import duty.
N.B: Slegs 'n aanduiding, aangesien koste van opname beding kan word / N.B: Indication only, as cost of survey can be negotiated.

f Invoertarif / Import Tariff:
Koring/Wheat = R281.70 p/ton
Gars/Barley = Vry/Free

g Neem asb. kennis van verandering in Spoorwet se standaard spoorvrag op 1 April 2018 soos volg:
Kaapstad na Paarl R160.59 en Durban na Randfontein R320.00
Please note the change on 1 April 2018, in Spoorwet's standard railage cost as follows:
Cape Town to Paarl R160.59 and Durban to Randfontein R320.00

* Laaste prys ontvang op / Last price received on 2018-02-27

12. IMPORT PARITY PRICES – OIL SEEDS (b)(e)(f)

12. INVOERPARITEITPRYSE - OLIESADE (b)(e)(f)

INVOERPARITEITPRYSE VAN OLIESADE (BTW UITGESLT) SOOS OP			2018/07/17					IMPORT PARITY PRICES OF OIL SEEDS (VAT EXCL) AS ON		
ITEM	Nota/ Note	Sojabone/ Soybeans	Sojabone/ Soybeans	Sojabone/ Soybeans	Sonneblom/ Sunflower	Canola	Grondbone/ Groundnuts	Grondbone/ Groundnuts	ITEM	
		VSA/ USA Golf/Gulf	Argentynse/ Argentine Up River	Brazilië/ Brazil Paranagua	EU Franse/ French Bordeaux	Kanadese/ Canadian Vancouver	Argentynse/ Argentine Raw Runners 40/50	VSA/ USA Raw Runners 40/50		
		\$/t	\$/t	\$/t	\$/t	\$/t	\$/t	\$/t		
Internasionale VAB pryse	a	331.00	383.00	392.00	387.00	403.00	1465.00 *	1322.00 *	International FOB prices	
Vraggeld	b	38.00	34.00	34.00	28.00	29.00	90.00	38.00	Freight Rates	
Assuransie (0.3% van VAB)		0.99	1.15	1.18	1.16	1.21	4.40	3.97	Insurance (0.3% of FOB)	
1 KOSTE, ASSURANSIE EN VRAG (KAV) \$/T		369.99	418.15	427.18	416.16	433.21	1559.40	1363.97	1 COST, INSURANCE AND FREIGHT (CIF) \$/T	
<i>Omskakel na R/t</i>									<i>Converted to R/t</i>	
R/\$ Wisselkoers op: 2018/07/17		13.2592	13.2592	13.2592	13.2592	13.2592	13.2592	13.2592	R/\$ Exchange rate on: 2018/07/17	
2 KOSTE, ASSURANSIE EN VRAG (KAV) R/t		4905.77	5544.33	5664.07	5517.95	5744.02	20676.40	18085.15	2 COST, INSURANCE AND FREIGHT (CIF) R/t	
Finansieringskoste	c	40.32	45.57	46.55	45.35	47.21	169.94	148.65	Financing cost	
3 KOSTE, ASSURANSIE, VRAG EN FINANSIERING R/t		4946.09	5589.90	5710.62	5563.30	5791.23	20846.34	18233.80	3 COST, INSURANCE, FREIGHT AND FINANCING R/t	
Aflaaikoste: Durban	d, e	203.37	203.37	203.37	203.37	203.37	605.32	605.32	Discharging cost: Durban	
Invoertarief:	f	351.10	406.26	415.81	0.00	534.35	1942.47	1752.87	Import Tariff:	
4 VRY OP SPOOR (VOS) R/t Durban		5500.56	6199.53	6329.80	5766.67	6528.95	23394.13	20591.99	4 FREE ON RAIL (FOR) R/t Durban	
Spoorvragkoste	g								Railage cost	
- Durban na Randfontein		320.00	320.00	320.00	320.00	320.00	-	-	- Durban to Randfontein	
5 GELEWER:									5 DELIVERED:	
- Durban na Randfontein R/ton		5820.56	6519.53	6649.80	6086.67	6848.95	-	-	- Durban to Randfontein R/ton	

Notas/Notes:

a Bron van pryse en vraggeld / Source of prices and freight rates : IGC (GMI), Geogalos Peanut World & Oil
2018/07/17

Termyn / Term	US\$/ton (VAB/FOB)	Vraggeld/Freight Rate:	US\$/ton
Sojabone/Soybeans: VSA/USA (Golf/Gulf)	Aug 2018	US Golf / Gulf	38.00
Sojabone/Soybeans: Argentinië/Argentina (Up River)	Jul 2018	Argentinië / Argentina	34.00
Sojabone/Soybeans: Brazilië/Brazil (Paranagua)	Aug 2018	EEC (Bordeaux/Hamburg)	28.00
Sonneblom/Sunflower: EU Frankryk/France (Bordeaux)	Jul 2018	Kanada/Canada (North Pacific)	29.00
Canola: Kanada/Canada (Vancouver)	Jul 2018	Grondbone/Groundnuts (ARG)	90.00
Grondbone/Groundnuts: Argentinië/Argentina (Raw Runner 40/50)	Jul 2018		
Grondbone/Groundnuts: VSA/USA (Runners 40/50)	Jul 2018		

b Vraggeld: bereken vir vragte van +/- 20 000 - 30 000t / Freight rates: calculated for freights of +/- 20 000 - 30 000t

c Finansieringskoste: 30 000t @ KAV @ primakoers vir 30 dae. Bron/Source: SARB 10.00% 2018/03/29
Financing cost 30 000t @ CIF @ prime rate for 30 days.

d Aflaaikoste / Discharging costs (R/ton):

	Sojabone/ Soybeans	Sonneblom/ Sunflower	Canola	Grondbone/ Groundnuts
Bron / Source: Mainport Africa Shipping	Durban:	203.37	203.37	605.32

e Aflaaikoste / Discharging fees:

Ingesluit Kaaigelde, hantering, kaaitoesig, agente/dokumentasie, logistiek & opnames (inspeksie van skeepsvrag) / Included: Wharfage, handling, wharf supervision, agent/documentation, logistic & survey (inspection of shipload).
Uitgesluit Gesondheidsinspeksie-, skeepsagentskapfooi, strooktoetsingsfooi vir GMO, opbergingskoste asook BTW en invoerbelasting / Excluded: Health inspection fee, Ship agency fee, strip testing fees for GMO, storage costs as well as VAT and import duty.
N.B: Slegs 'n aanduiding, aangesien koste van opname beding kan word / N.B: Indication only, as cost of survey can be negotiated.

f Invoertarief / Import Tariff:

Sojabone/Soybeans = 8% op VAB / on FOB
Sonneblom/Sunflower = Vry / Free
Canola = 10% op VAB / on FOB
Grondbone/Groundnuts = 10% op VAB / on FOB

g Neem asb. kennis van die verandering in Spoornet se standaard spoorvrag op 1 April 2018, na R320.00

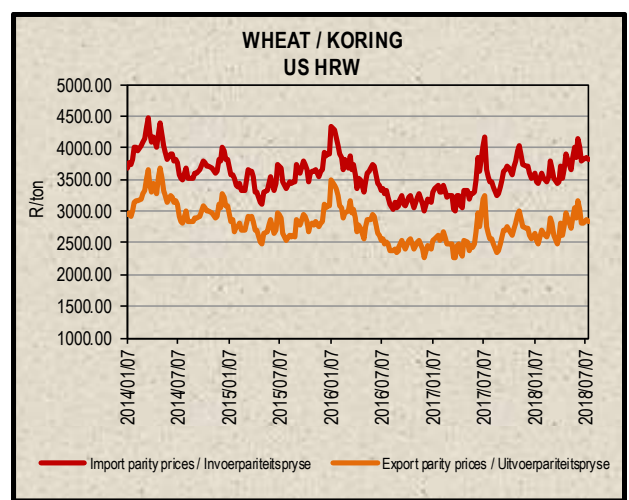
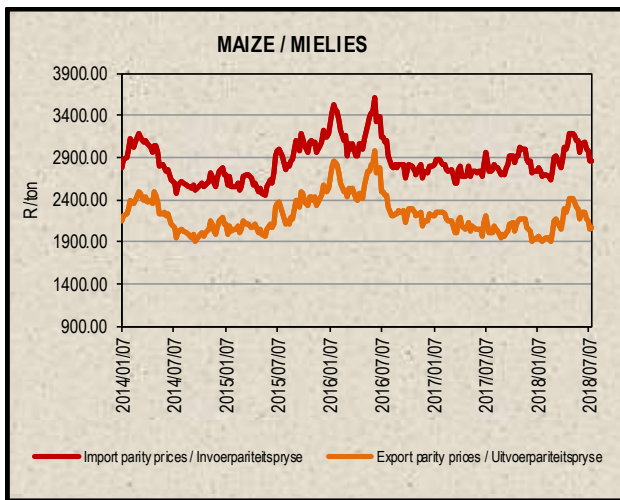
Please note the change on 1 April 2018 in Spoornet's standard railage cost to R320.00

* Kwotasies is k.a.v. pryse. VAB pryse dus berekende pryse (kav minus vraggeld) / Quotes are c.i.f. prices. FOB prices are therefore calculated prices (cif minus freight rates).

13. EXPORT PARITY PRICES (b)

13. UITVOERPARITEITSPRYSE (b)

INDICATIVE EXPORT PARITY PRICES AS ON	2018/07/17				AANDUIDENDE UITVOERPARITEITSPRYSE SOOS OP
	US No3Y Maize/ Mielies Gulf/Golf (b) Aug 2018	US HRW Wheat/Koring Gulf/Golf (b) Aug 2018	US DNS 14% Wheat/Koring PNW (b) Aug 2018	Argentine Raw Runner 40/50 Groundnuts/ Grondbone (f) Jul 2018	Hierdie is slegs 'n voorbeeld van hoe 'n uitvoerpariteitsprys bereken kan word - dit kan varieer volgens behoefte
This is only an example of how an export parity price can be calculated - it can vary according to need					
FOB Gulf value (\$/t)	161.00	231.00	244.00	1465.00	VAB Golfwaarde (\$/t)
Difference in quality and locality of SA ¹ Maize: Plus US\$10 (\$/t) Groundnuts: Less 3,5% of fob value	\$10.00			96,5%	Kwaliteits- en liggingsverskil van SA ¹ Mielies: Plus VSA\$10 (\$/t) Grondbone: Min 3,5% van vab waarde
SA fob price (\$/t)	171.00	231.00	244.00	1413.73	SA vab prys (\$/t)
Exchange rate (1\$=): (2018/07/17)	13.2592	13.2592	13.2592	13.2592	Wisselkoers (1\$=): (2018/07/17)
FOB Gulf value (R/t)	2267.32	3062.88	3235.24	18744.93	VAB Golfwaarde (R/t)
Marketing costs:					Bemarkings koste:
Financing (Prime rate 10% - 30 days) (R/t)	18.64	25.17	26.59	154.07	Finansieringskoste (Primakoers 10% - 30 dae) (R/t)
Railage: ² Randfontein – Durban harbour	320.00	320.00	320.00	-	Spoorvrag: ² Randfontein – Durbanhawe
Loading costs: (R/t) ³ Durban Harbour (Mainly spout method)	192.50	205.14	205.14	562.50	Oplaaikoste: (R/t) ³ Durbanhawe (Hoofsaaklik tegter metode)
EXPORT REALISATION (R/t):					UITVOER REALISASIE (R/t):
Randfontein	1736.18	2512.57	2683.51	18028.36	Randfontein
<i>Difference in quality and locality of SA (As requested by the industry)</i>			1		<i>Kwaliteits- en liggingsverskil van SA (Soos deur die bedryf versoek)</i>
<i>As from 14 June 2012, the discount/rebate will no longer be used to calculate the export parity price on US HRW and a new calculation will be added for US DNS, also without the discount/rebate.</i>					<i>Vanaf 14 Junie 2012 sal die diskonto/premie nie meer gebruik word by die berekening van die uitvoerpariteitsprys van US HRW nie en 'n nuwe berekening word nou vir US DNS gedoen, ook sonder diskonto/premie.</i>
<i>Railage costs: Please note that on 1 April 2018 Spoornet's standard railage cost has changed to R320.00.</i>			2		<i>Spoorvrag koste: Neem asb. kennis dat Spoornet se standaard spoorvrag op 1 April 2018 verander het na R320.00.</i>
<i>Loading costs, received from Mainport Africa Shipping: Included: Cargo dues, handling, wharf supervision, agency/documentation, logistics & surveys (inspection of cargo). Excluded: Ship agent fees, health & PPECB inspections, storage facility & transport costs to storage facility, VAT & duties.</i>			3		<i>Oplaaikoste, ontvang van Mainport Africa Shipping: Ingesluit: Kaaigelde, hantering, kaaitoesig, agente/dokumentasie, logistiek & opnames (inspeksie van skeepsvrag) Uitgesluit: Skeepsagentskaps-, inspeksie-, opbergings- en vervoerkoste na opbergingsfasiliteit, BTW & invoerbelasting.</i>



14. WEATHER

For local weather, please follow the link below:
www.weathersa.co.za

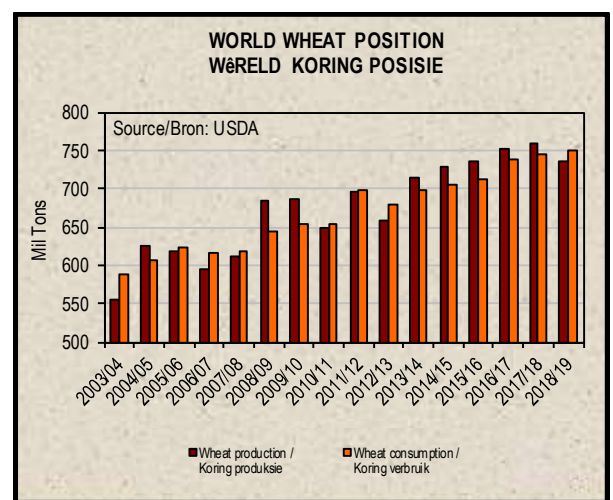
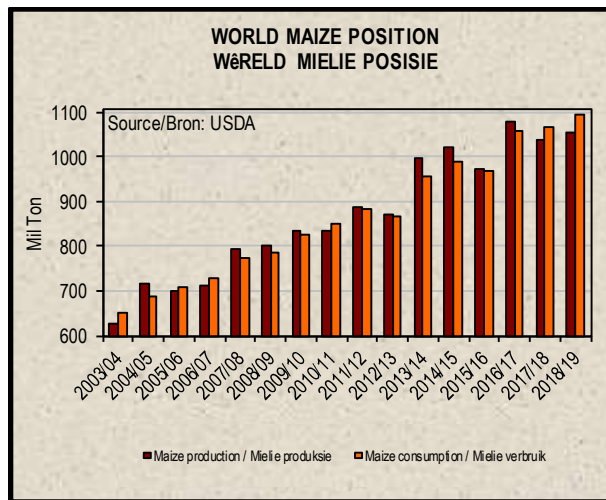
14. WEER

Vir plaaslike weer, volg asseblief die onderstaande skakel:
www.weathersa.co.za

15. SUNDRIES (g)

15. SUNDRIES (g)

World Balance Sheet / Wêreld Balansstaat (2018/07/12)										
Million Ton	2018/19									Miljoen Ton
	Maize Mielies	Wheat Koring	Barley Gars	Sorghum	Oats Hawer	Ground-nuts Grond-bone	Canola/ Rape-seed	Soybeans Sojabone	Sunflower seed Sonne-blomsaad	
Production	1 054	736	145	59	23	45	72	359	47	Produksie
Consumption	1 094	749	146	59	23	19	70	309	43	Verbruik
Trade	155	186	28	7	2	4	17	157	2	Handel
Stock	152	261	18	5	3	3	6	98	2	Voorraad



Sources /Bronne:

(a) = Safex; (b) = International Grains Council; (c) = CBOT; (d) = KCBT;
 (e) = Oil World; (f) = Georganos Peanut World; (g) = USDA Fas-Online.

* Formula according to ITAC (International Trade Administration Commission of South Africa)/
 Formule volgens ITAC (International Trade Administration Commission of South Africa)

SAGIS
 Nico Hawkins
 General Manager / Hoofbestuurder

Indemnity/Vrywaring: Although everything has been done to ensure the accuracy of the information, neither SAGIS nor any of its directors or employees takes any responsibility for actions or losses that might occur as a result of the usage of this information. / Alhoewel alles gedoen is om te verseker dat die inligting korrek is, aanvaar nie SAGIS of enige van sy direkteure of werknemers verantwoordelikheid vir enige aksies of verliese as gevolg van die inligting wat gebruik is nie.