

SAGIS WEEKLY BULLETIN / SAGIS WEEKLIKSE BULLETIN

1. Producer Deliveries (ton):		1. Produsentelewerings (ton):		
Commodity	Latest week/ Jongste week: 14 - 20 Jul 2018	Total: current marketing year/ Totaal: huidige bemarkingsjaar	Total: same period previous marketing year/ Totaal: selfde periode vorige bemarkingsjaar	Kommoditeit
White maize	471 734	3 040 780	6 684 237	Witmielies
Yellow maize	274 353	3 625 296	4 899 294	Geelmielies
Total: maize	746 087	6 666 076	11 583 531	Totaal: mielies
Wheat	374	1 522 935	1 863 677	Koring
Soybeans	9 022	1 467 897	N/A	Sojabone
Sunflower Seed	35 087	756 891	N/A	Sonneblomsaad

2. Imports (ton):		2. Invoere (ton):		
2.1 Imports for RSA		2.1 Invoere vir RSA		
Commodity	Latest week/ Jongste week: 14 - 20 Jul 2018	Total: current marketing year/ Totaal: huidige bemarkingsjaar	Total: same period previous marketing year/ Totaal: selfde periode vorige bemarkingsjaar	Kommoditeit
White maize	0	0	0	Witmielies
Yellow maize	0	0	0	Geelmielies
Maize Total	0	0	0	Mielies Totaal
Wheat	56 552	1 724 498	632 122	Koring

Origin of imports / Oorsprong van invoere

White maize/Witmielies	Yellow maize/Geelmielies	Wheat/Koring
		Argentina
		Canada
		Czech Republic
		Germany
		Latvia
		Lithuania
		Poland
		Romania
		Russia
		Ukraine
		USA

2.2 Imports for other countries

2.2 Invoere vir ander lande

White maize	0	0	0	Witmielies
Yellow maize	0	0	0	Geelmielies
Maize Total	0	0	0	Mielies Totaal
Wheat	1 300	204 978	186 851	Koring

Origin of imports / Oorsprong van invoere

White maize/Witmielies	Yellow maize/Geelmielies	Wheat/Koring
		Argentina
		Canada
		Germany
		Latvia
		Lithuania
		Poland
		Russia
		Ukraine
		USA

Directors/Direkteure:

Boshoff JDW (Mr/Mnr), Make BB (Mr/Mnr), Mohane HT (Mr/Mnr), Nebe AAA (Mr/Mnr), Ngejane Z (Mr/Mnr), Purchase JL (Dr) Vice-Chairperson/Onder Voorsitter, Purnell M (Ms/Me) (Chairperson / Voorsitter)
Groothof WJ (Mr/Mnr), Penny GR (Mr/Mnr), Schoonwinkel BC (Mr/Mnr), Van der Merwe JM (Ms/Me)
Hawkins NJ (Mr/Mnr)

Alternate Directors/Alternatiewe Direkteure:
General Manager/Hoofbestuurder:

3. Exports (ton):
3.1 RSA Exports

Commodity	Latest week/ Jongste week: 14 - 20 Jul 2018	Total: current marketing year/ Totaal: huidige bemarkingsjaar	Total: same period previous marketing year/ Totaal: selfde periode vorige bemarkingsjaar	Kommoditeit
White maize	5 148	104 226	283 682	Witmielies
Yellow maize	69 967	734 699	409 882	Geelmielies
Maize Total	75 115	838 925	693 564	Mielies Totaal
Wheat	59	58 504	88 008	Koring

Destination of exports / Bestemming van uitvoere

White maize/Witmielies	Yellow maize/Geelmielies	Wheat/Koring
Botswana	Botswana	Botswana
Lesotho	Italy	Lesotho
Mozambique	Korea	Namibia
Namibia	Lesotho	Swaziland
Spain	Mozambique	Zambia
Swaziland	Namibia	Zimbabwe
	Swaziland	
	Taiwan	
	Vietnam	

3.2 Imports for Exports
3.2 Invoere vir Uitvoere

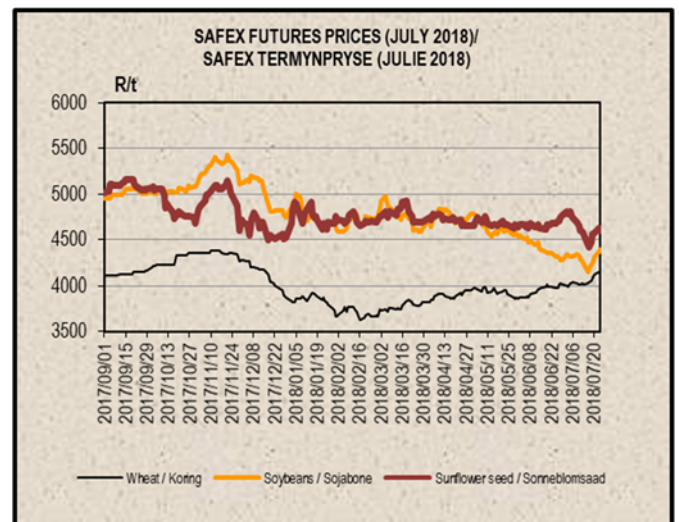
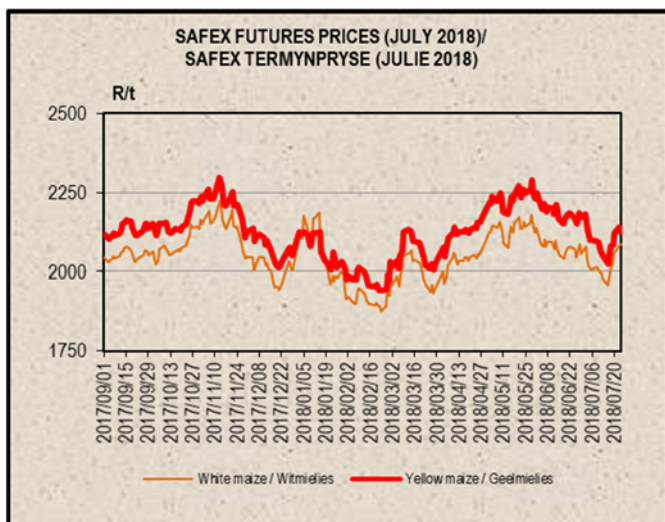
Commodity				
White maize	0	0	11 392	Witmielies
Yellow maize	0	0	0	Geelmielies
Maize Total	0	0	11 392	Mielies Totaal
Wheat	7 675	191 907	182 048	Koring

Destination of exports / Bestemming van uitvoere

White maize/Witmielies	Yellow maize/Geelmielies	Wheat/Koring
		Botswana
		Lesotho
		Mozambique
		Swaziland
		Zimbabwe

4. DOMESTIC PRICES PER SAFEX (R/t)(a)
4. PLAASLIKE PRYSE VOLGENS SAFEX (R/t)(a)

Commodity	Future Prices / Termynpryse (2018/07/24) R/ton					Kommoditeit
	Jul-18	Sep-18	Dec-18	Mar-19	May-19	
White maize	2087.00	2092.00	2162.00	2214.00	2257.00	Witmielies
Yellow maize	2126.00	2171.00	2244.00	2287.00	2301.00	Geelmielies
Wheat	4147.00	4212.00	4199.00	4284.00	n/a	Koring
Sunflower	4607.00	4697.00	4851.00	4849.00	4745.00	Sonneblom
Soybeans	4387.00	4445.00	4586.00	4682.00	4685.00	Sojabone
Sorghum	3300.00	3298.00	3440.00	3600.00	n/a	Sorghum



5. IMPORT TARIFF ON MAIZE (b)*

5. INVOERTARIEF OP MIELIES (b)*

Derived US No2Y Yellow Maize fob (Gulf) (b)	2018-07-18	2018-07-19	2018-07-20	2018-07-23	2018-07-24	Afgeleide VSA No2Y Geelmielies vab (Golf) (b)
RSA Initial Reference Price	\$110.00					RSA Oorspronklike Verwysingsprys
Base price (\$/t)	117.65	117.65	117.65	117.65	117.65	Basisprys (\$/t)
Daily price (\$/t) (IGC)	162.60	164.60	166.60	166.60	167.60	Daaglikse prys (\$/t) (IGC)
Average of 21 days (\$/t)	163.93	163.74	163.60	163.55	163.55	Gemiddeld van 21 dae (\$/t)
Deviation from base price (\$/t)	-46.28	-46.09	-45.95	-45.90	-45.90	Afwyking van basisprys (\$/t)
Duty on maize (\$/t)	-53.93	-53.74	-53.60	-53.55	-53.55	Reg op mielies (\$/t)
R/\$ Exchange rate (average of 21 days)	13.5440	13.5300	13.5187	13.5175	13.5181	R/\$ Wisselkoers (gemiddeld van 21 dae)
Duty on maize before adjustment (R/t)	-730.43	-727.10	-724.60	-723.86	-723.89	Reg op mielies voor aanpassing (R/t)
Real effective exchange rate index	0.9080	0.9080	0.9080	0.9080	0.9080	Reële effektiewe wisselkoersindeks
Duty on maize (R/t)	-663.23	-660.21	-657.94	-657.27	-657.30	Reg op mielies (R/t)
Tariff Gazetted 2006/12/08	R0.00/t					Tarief gepubliseer 2006/12/08

6. IMPORT TARIFF ON WHEAT (b)*

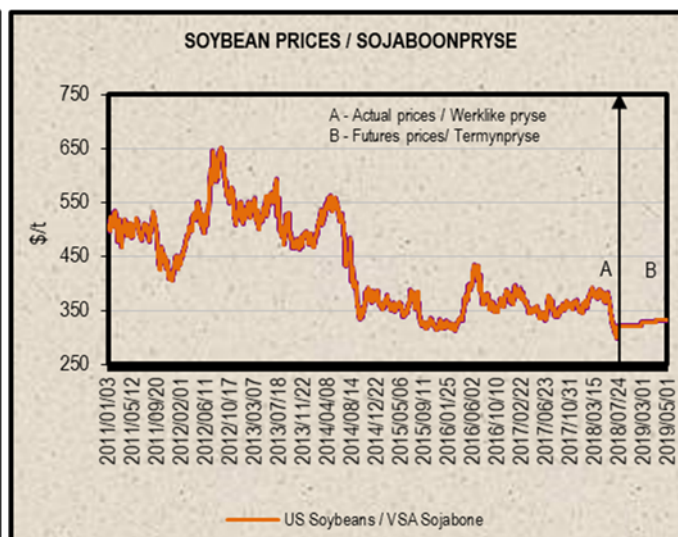
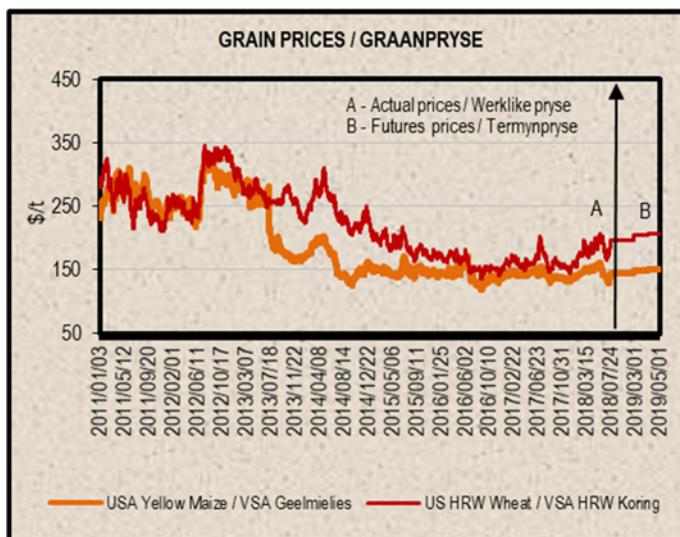
6. INVOERTARIEF OP KORING (b)*

US No2 HRW fob (Gulf)	2018/06/26	2018/07/03	2018/07/10	2018/07/17	2018/07/24	VSA No2 HRW vab (Golf)
RSA Initial Reference Price	279.00	279.00	279.00	279.00	279.00	RSA Oorspronklike Verwysingsprys
Base price (\$/t)	255.67	255.67	255.67	226.33	226.33	Basis prys (\$/t)
Weekly price (\$/t) (IGC)	225.00	223.00	231.00	231.00	238.00	Weeklikse prys (\$/t) (IGC)
3 Weeks moving average (\$/t)	239.00	227.33	226.33	228.33	233.33	3 Weke skuiwende gemiddeld (\$/t)
Deviation from base price (\$/t)	16.67	28.34	29.34	-2.00	-7.00	Afwyking van basisprys (\$/t)
Number of weeks that the deviation is more than \$10	1	2	3			Aantal weke wat die afwyking meer as \$10 is
Calculated duty on wheat (\$/t)	40.00	51.67	52.67	50.67	45.67	Berekende reg op koring (\$/t)
R/\$ exchange rate	13.5330	13.7410	13.3937	13.2592	13.4718	R/\$ wisselkoers
Calculated duty before adjustment (R/t)	541.32	710.00	705.45	671.84	615.26	Berekende reg voor aanpassing (R/t)
Real effective exchange rate Index	0.9161	0.9080	0.9080	0.9080	0.9080	Reële effektiewe wisselkoersindeks
Calculated duty on wheat (R/t)	495.90	644.68	640.55	610.03	558.65	Berekende reg op koring (R/t)
Tariff Gazetted 2018/07/13 (R/t)	R 281.70					Tarief gepubliseer 2018/07/13 (R/t)

7. PRICES - INTERNATIONAL (US\$/t)

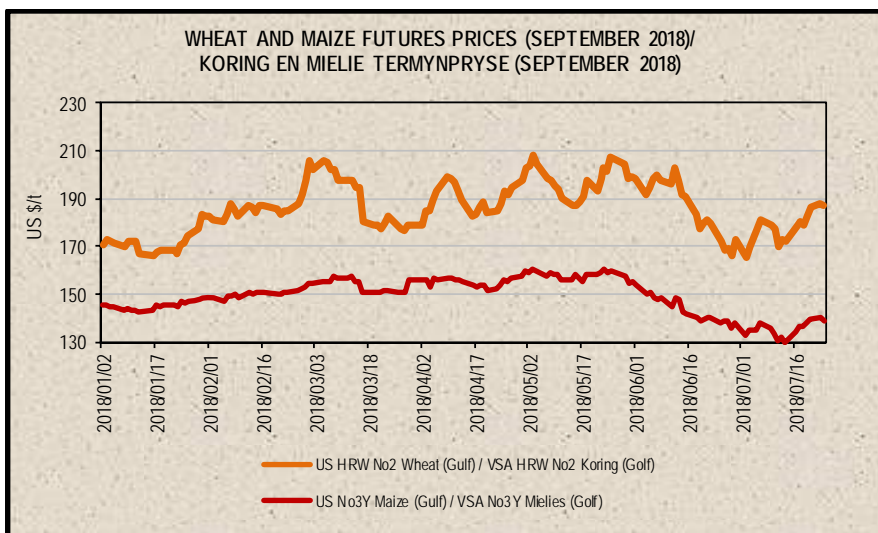
7. PRYSE - INTERNASIONAAL (VSA\$/t)

FOB (US\$/t)	Export Quotations/ Uitvoerkwotasie (b)(e)(f)				VAB (VSA\$/t)
	2018/07/24	2018/07/17	2018/07/10	2018/07/03	
US No 2 HRW Wheat (Gulf)	238.00	231.00	231.00	223.00	VSA No 2 HRW Koring (Golf)
US DNS Wheat 14% PNW	255.00	244.00	249.00	246.00	VSA DNS Koring 14% PNW
Argentine Wheat (Up River)	243.00	245.00	247.00	250.00	Argentynse Koring (Up River)
EC (France) Wheat (grade 1)	234.00	222.00	219.00	215.00	EU (Frankryk) Koring (graad 1)
EC (Germany) B Quality Wheat	240.00	231.00	225.00	221.00	EU (Duitsland) B Kwaliteit Koring
Russia Milling 12.5%	211.00	204.00	201.00	199.00	Swart See Maalkoring
US No 3Y Maize (Gulf)	166.00	161.00	158.00	162.00	VSA No3Y Mielies (Golf)
Argentine Maize (Up River)	165.00	163.00	162.00	160.00	Argentynse Mielies (Up River)
US Sorghum (Gulf)	189.00	191.00	191.00	184.00	VSA Sorghum (Golf)
Argentine Sorghum (Up River)	141.00	140.00	140.00	143.00	Argentynse Sorghum (Up River)
US Soybeans (Gulf)	338.00	331.00	337.00	334.00	VSA Sojabone (Gulf)
Argentine Soybeans (Up River)	389.00	383.00	379.00	368.00	Argentynse Sojabone (Up River)
Canadian Canola	405.00	403.00	418.00	423.00	Kanadese Canola
Argentine Groundnuts Runners 40/50	1465.00	1465.00	1465.00	1460.00	Argentynse Grondbone 40/50 Runners
US Groundnuts Runners 40/50 shelled	1342.00	1342.00	1322.00	1322.00	VSA Grondbone 40/50 Runners uitgedop
Australian Malting Barley (Commander Malt)	268.00	265.00	269.00	266.00	Australiese Moutgars (Commander Mout)



Futures prices (US\$/t) / Termynpryse (VSA\$/t) (c)(d) (2018/07/24)

Commodity	Sep-18	Dec-18	Mar-19	May-19	Jul-19	Sep-19	Kommoditeit
US No3 Yellow maize	138.58	144.09	148.50	151.02	153.38	154.01	VSA No3 Geelmielies
US No2 HRW wheat	187.24	196.72	203.56	206.72	207.97	211.86	VSA No2 HRW koring
US Soybeans	317.25	n/a	328.12	331.50	334.44	332.97	VSA Sojabone



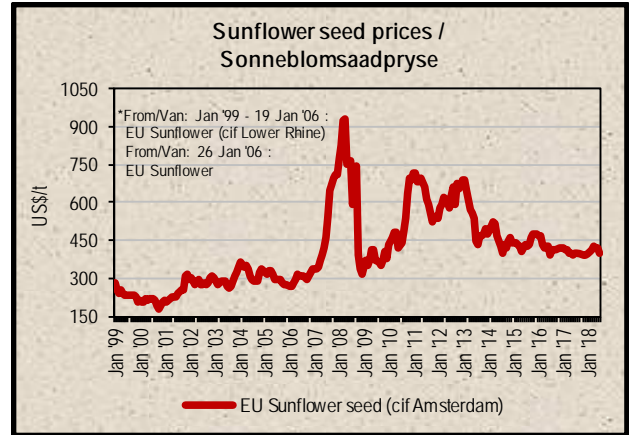
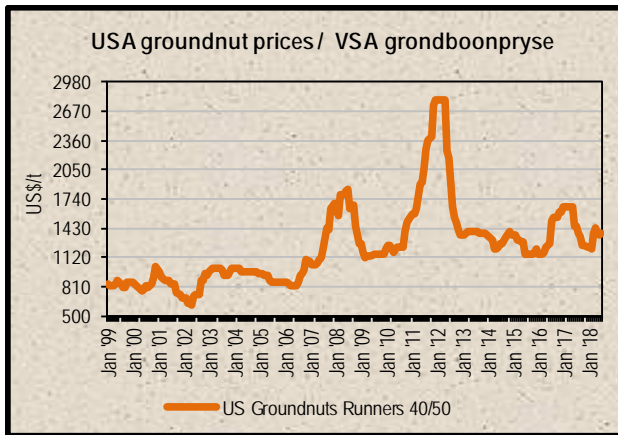
8. LOWEST REPRESENTATIVE ASKING PRICES
(US\$/t) (e)(f) (Prices of previous week)

8. LAAGSTE VERTEENWOORDIGENDE PRYSE GEVRA
(Pryse van vorige week) (VSA\$/t) (e)(f)

US\$/t	2018/07/19	2018/07/12	Change/ Verandering	VSA\$/t
Soybeans, Brazil, c.i.f. Rotterdam	401	398	0.8%	Sojabone, Brasilië, k.a.v. Rotterdam
Soybeans, USA, c.i.f. Rotterdam	377	372	1.3%	Sojabone, VSA, k.a.v. Rotterdam
Groundnuts, USA Runners 40/50*	1380	1380	0.0%	Grondbone, VSA Runners 40/50*
Groundnuts, Argentine Runners 40/50*	1555	1555	0.0%	Grondbone, Argentynse Runners 40/50*
Groundnut-oil, c.i.f. Rotterdam	1290	1290	0.0%	Grondboon-olie, k.a.v. Rotterdam
Sunflower seed, EU c.i.f. Amsterdam	400	405	-1.2%	Sonneblomsaad, EU k.a.v. Amsterdam
Sunflower-oil, EU (fob) N.W. Europe	770	778	-1.0%	Sonneblom-olie, EU (vab) N.W. Eur.
Rapeseed, Europe, 00, c.i.f. Hamburg	419	416	0.7%	Raapsaad, Europa, 00, k.a.v. Hamburg

* Shelled, c.i.f. Rotterdam

* Uitgedop k a v Rotterdam



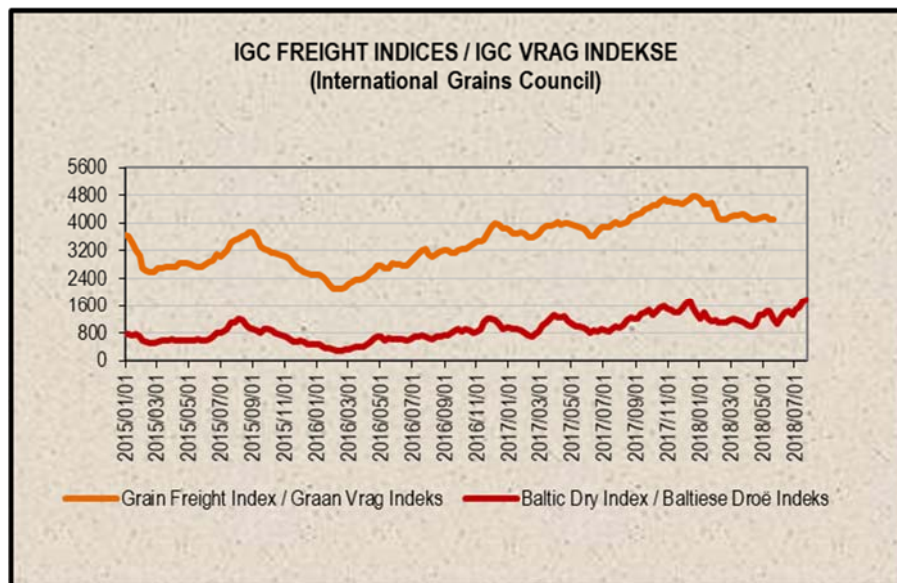
9. IGC FREIGHT INDICES (b)

9. IGC VRAG INDEKSE (b)

IGC FREIGHT INDICES / IGC VRAG INDEKSE							
	2018/06/19	2018/06/26	2018/07/03	2018/07/10	2018/07/17	2018/07/24	
Grain Freight Index*	N/A	N/A	N/A	N/A	N/A	N/A	Graan Vrag Indeks*
Baltic Dry Index	1419	1323	1476	1555	1721	1774	Baltiese Droë Indeks

* IGC Grain Freight Index has been replaced by the Grains & Oilseeds Freight Index (GOFI). Once we have all the details, the information will be available in our weekly bulletin as well as on our website.

* IGC Graan Vrag Indeks is vervang met die Graan & Oliesaad Vrag Indeks (GOFI). Sodra ons al die detail het, sal die inligting in ons weeklikse bulletin, sowel as op ons webwerf beskikbaar wees.



10. IMPORT PARITY PRICES – SUMMER GRAINS (b)

10. INVOERPARITEITPRYSE - SOMERGRANE (b)

INVOERPARITEITPRYSE VAN SOMERGRANE (BTW UITGESLT) SOOS OP				2018/07/24		IMPORT PARITY PRICES OF SUMMER GRAINS (VAT EXCL) AS ON	
ITEM	Nota/ Note	Mielies/Maize	Mielies/Maize	Sorghum	Sorghum	Sorghum	ITEM
		VSA/ USA Golf/Gulf (no.3Y)	Argentynse/ Argentina Up River	VSA/ USA Golf/Gulf	Argentynse/ Argentina Up River	Australiese/ Australian Brisbane	
		\$/t	\$/t	\$/t	\$/t	\$/t	
Internasionale VAB pryse	a	166.00	165.00	191.00	140.00	301.00	International FOB prices
Vruggeld	b	38.00	34.00	38.00	34.00	20.00	Freight Rates
Assuransie (0.3% van VAB)		0.50	0.50	0.57	0.42	0.90	Insurance (0.3% of FOB)
1 KOSTE, ASSURANSIE EN VRAG (KAV) \$/T		204.50	199.50	229.57	174.42	321.90	1 COST, INSURANCE AND FREIGHT (CIF) \$/T
<i>Omskakel na R/t</i>							<i>Converted to R/t</i>
R/\$ Wisselkoers op: 2018/07/24		13.4718	13.4718	13.4718	13.4718	13.4718	R/\$ Exchange rate on: 2018/07/24
2 KOSTE, ASSURANSIE EN VRAG (KAV) R/t		R/t	R/t	R/t	R/t	R/t	2 COST, INSURANCE AND FREIGHT (CIF) R/t
		2754.98	2687.62	3092.72	2349.75	4336.57	
Finansieringskoste	c	22.64	22.09	25.42	19.31	35.64	Financing cost
3 KOSTE, ASSURANSIE, VRAG EN FINANSIERING R/t		2777.62	2709.71	3118.14	2369.06	4372.21	3 COST, INSURANCE, FREIGHT AND FINANCING R/t
Alfaakoste:	d, e						Discharging cost:
- Kaapstad		205.87	205.87	n/a	n/a	n/a	- Cape Town
- Durban		199.28	199.28	203.37	203.37	203.37	- Durban
Invoertarif	f	0.00	0.00	77.19	56.58	121.65	Import Tariff
4 VRY OP SPOOR (VOS) R/t							4 FREE ON RAIL (FOR) R/t
- Kaapstad		2983.49	2915.58	n/a	n/a	n/a	- Cape Town
- Durban		2976.90	2908.99	3195.33	2425.64	4493.86	- Durban
Spoorvragkoste	g						Railage cost
- Durban na Randfontein		320.00	320.00	320.00	320.00	320.00	- Durban to Randfontein
5 GELEWER:							5 DELIVERED:
- Durban na Randfontein R/ton		3296.90	3228.99	3515.33	2745.64	4813.86	- Durban to Randfontein R/ton

Notas/Notes:

a Bron van pryse en vruggeld : IGC GMI
Source of prices and freight rates: IGC GMI

2018/07/24

Termyn / Term	US\$/ton (VAB/FOB)	Vruggeld/Freight Rate:	US\$/ton
Mielies/Maize: VSA/USA (Golf/Gulf No.3Y)	166.00	US Golf / Gulf	38.00
Mielies/Maize: Argentinië/Argentina (Up River)	165.00	Argentinië / Argentina	34.00
Sorghum: VSA/USA (Golf / Gulf Milo)	191.00	Australië/Australia	20.00
Sorghum: Argentinië/Argentina (Up River)	140.00		
Sorghum: Australië/Australia (Brisbane)	301.00		

b Vruggeld: bereken vir vrugte van +/- 20 000 - 30 000t / Freight rates: calculated for freights of +/- 20 000 - 30 000t

c Finansieringskoste: 30 000t @ KAV @ primakoers vir 30 dae. Bron/Source: SARB 10.00% 2018/03/29
Financing cost: 30 000t @ CIF @ prime rate for 30 days.

d Alfaakoste / Discharging costs (R/ton):

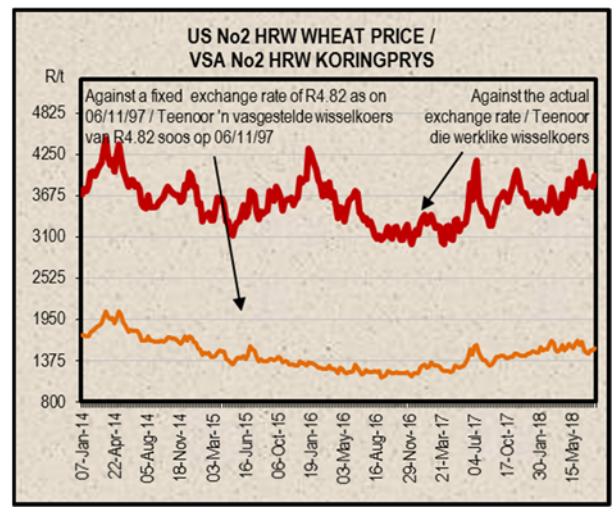
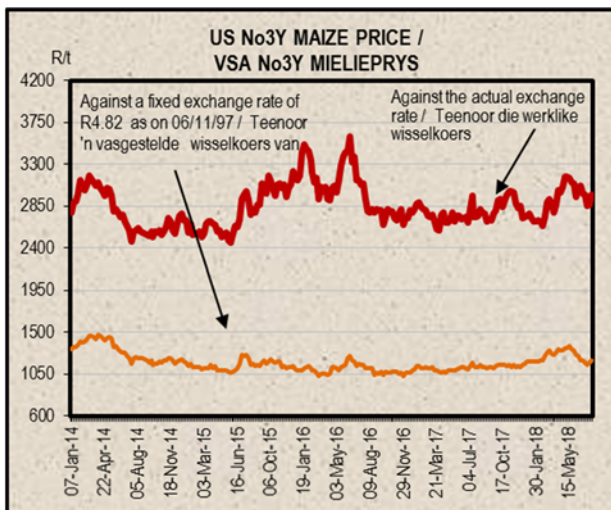
	Mielies/Maize:	Sorghum
Kaapstad / Cape Town:	205.87	n/a
Durban:	199.28	203.37

Bron / Source: Mainport Africa Shipping

e Ingesluit: Kaaigelde, hantering, kaaitbesig, agente/dokumentasie, logistiek & opnames (inspeksie van skeepsvrug) / Included: Wharfage, handling, wharf supervision, agent/documentation, logistic & survey (inspection of shipload).
Uitgesluit: Gesondheidsinspeksie-, skeepsagentskaplooi, strooktoetsingslooi vir GMO, obergingskoste asook BTW en invoerbelasting / Excluded: Health inspection fee, Ship agency fee, strip testing fees for GMO, storage costs as well as VAT and import duty.
N.B. Slegs 'n aanduiding, aangesien koste van opname beding kan word / N.B. Indication only, as cost of survey can be negotiated.

f Invoertarif / Import Tariff:
Mielies/Maize = Vry / Free
Sorghum = 3% op VAB / on FOB

g Neem asb. kennis van die verandering in Spoorwet se standaard spoorvrag op 1 April 2018, na R320.00.
Please note the change in Spoorwet's standard railage cost on 1 April 2018 to R320.00.



11. IMPORT PARITY PRICES – WINTER CEREALS (b)

11. INVOERPARITEITPRYSSE - WINTERGRANE (b)

INVOERPARITEITPRYSSE VAN WINTERGRANE (BTW UITGESLT) SOOS OP		2018/07/24						IMPORT PARITY PRICES OF WINTER CEREALS (VAT EXCL) AS ON	
ITEM	Nota / Note	Koring/Wheat	Koring/Wheat	Koring/Wheat	Koring/Wheat	Koring/Wheat	Gars/Barley	Gars/Barley	ITEM
		VSA/ USA Golf/Gulf HRW	VSA/ USA PNW DNS	Argentynse/ Argentine Up River Trigo Pan	EU Duitsland/ Germany Hamburg B kwaliteit/ quality	Russies/ Russian Black Sea 12.50%	Australiese/ Australian Fremantle Mout/Malting	Franse/ French Rouen Mout/Malting	
Internasionale VAB pryse	a	238.00	255.00	243.00	240.00	211.00	268.00	244.00 *	International FOB prices
Vraggeld	b	38.00	38.00	34.00	28.00	29.00	21.00	29.00	Freight Rates
Assuransie (0.3% van VAB)		0.71	0.77	0.73	0.72	0.63	0.80	0.73	Insurance (0.3% of FOB)
1 KOSTE, ASSURANSIE EN VRAG (KAV) \$/T <i>Omskakel na R/t</i>		276.71	293.77	277.73	268.72	240.63	289.80	273.73	1 COST, INSURANCE AND FREIGHT (CIF) \$/T <i>Converted to R/t</i>
R/\$ Wisselkoers op: 2018/07/24		13.4718	13.4718	13.4718	13.4718	13.4718	13.4718	13.4718	R/\$ Exchange rate on: 2018/07/24
2 KOSTE, ASSURANSIE EN VRAG (KAV) R/t		3727.78	3957.61	3741.52	3620.14	3241.72	3904.13	3687.64	2 COST, INSURANCE AND FREIGHT (CIF) R/t
Finansieringskoste	c	30.64	32.53	30.75	29.75	26.64	32.09	30.31	Financing cost
3 KOSTE, ASSURANSIE, VRAG EN FINANSIERING R/t Aflaalkoste	d, e	3758.42	3990.14	3772.27	3649.89	3268.36	3936.22	3717.95	3 COST, INSURANCE, FREIGHT AND FINANCING R/t Discharging cost
3.1 Kaapstad (Hoofsaaklik kaaihyskraan metode)		205.87	205.87	205.87	205.87	205.87	213.98	213.98	3.1 Cape Town (Mainly shore cranes method)
3.2 Durban (Hoofsaaklik suig-in-silo metode)		202.03	202.03	202.03	202.03	202.03	203.37	203.37	3.2 Durban (Mainly suction into silo method)
Invoertarief op koring	f	281.70	281.70	281.70	281.70	281.70	0.00	0.00	Import Tariff on wheat
4 VRYOP SPOOR (VOS) R/t									4 FREE ON RAIL (FOR) R/t
4.1 Kaapstadhawe		4245.99	4477.71	4259.84	4137.46	3755.93	4150.20	3931.93	4.1 Cape Town Harbour
4.2 Durbanhawe		4242.15	4473.87	4256.00	4133.62	3752.09	4139.59	3921.32	4.2 Durban Harbour
Spoorvragkoste	g								Railage cost
- Kaapstad na Paarl		160.59	160.59	160.59	160.59	160.59	n/a	n/a	- Cape Town to Paarl
- Durban na Randfontein		320.00	320.00	320.00	320.00	320.00	320.00	320.00	- Durban to Randfontein
5 GELEWER:									5 DELIVERED:
- Kaapstad na Paarl R/ton		4406.58	4638.30	4420.43	4298.05	3916.52	n/a	n/a	- Cape Town to Paarl R/ton
- Durban na Randfontein R/ton		4562.15	4793.87	4576.00	4453.62	4072.09	4459.59	4241.32	- Durban to Randfontein R/ton

Notas/Notes:

2018/07/24

a Bron van pryse en vraggeld : IGC GMI
Source of prices and freight rates: IGC GMI

Termyn / Term	VAB/FOB		Vraggeld / Freight Rate:	Gars/Barley = US\$ + 1
	US\$/ton	US\$/ton		
Koring/Wheat: HRW No 2 (Hard Red Winter) Golf / Gulf	238.00	238.00	US (Golf / Gulf)	38.00
Koring/Wheat: DNS 14% No 2 (Dark Northern Spring) Golf / Gulf	255.00	255.00	Argentinië / Argentine (Upriver)	34.00
Koring/Wheat: Argentinië / Argentine (Up River) Trigo Pan	243.00	243.00	EEC (Bordeaux Hamburg)	28.00
Koring/Wheat: EU (Duitsland / Germany) B kwaliteit / quality	240.00	240.00	Australië / Australia (Eastern)	21.00
Koring/Wheat: Russian Milling 12.5%	211.00	211.00	Black Sea	29.00
Gars/Barley: Australiese moutgars/Australian malting barley (Adelaide)	268.00	268.00		
Gars/Barley: Franse moutgars/French malting barley (Rouen)	244.00 *	244.00 *		

b Vraggeld: bereken vir vragte van +/- 20 000 - 30 000t. / Freight rates: calculated for freights of +/- 20 000 - 30 000t.

c Finansieringskoste: 30 000t @ KAV @ primakoers vir 30 dae. Bron/Source: SARB 10.00% 2018/03/29
Financing cost: 30 000t @ CIF @ prime rate for 30 days.

d Aflaalkoste / Discharging cost (R/ton):
Bron / Source: Mainport Africa Shipping

	Koring/Wheat:	Gars/Barley:
Kaapstad /	205.87	213.98
Durban:	202.03	203.37

e Ingesluit: Kaaigelde, hantering, kaaibesig, agente/dokumentasie, logistiek & opnames (inspeksie van skeepsvrag).
Included: Wharfage, handling, wharf supervision, agent/documentation, logistic & survey (inspection of shipload).
Uitgesluit: Gesondheidsinspeksie-, skeepsagentskapfooi, strooktoetsingsfooi vir GMO, opbergingskoste asook BTW en invoerbelasting.
Excluded: Health inspection fee, Ship agency fee, strip testing fees for GMO, storage costs as well as VAT and import duty.
N.B: Slegs 'n aanduiding, aangesien koste van opname beding kan word / N.B: Indication only, as cost of survey can be negotiated.

f Invoertarief / Import Tariff:
Koring/Wheat = R281.70 p/ton
Gars/Barley = Vry/Free

g Neem asb. kennis van verandering in Spoorwet se standaard spoorvrag op 1 April 2018 soos volg:
Kaapstad na Paarl R160.59 en Durban na Randfontein R320.00
Please note the change on 1 April 2018, in Spoorwet's standard railage cost as follows:
Cape Town to Paarl R160.59 and Durban to Randfontein R320.00

* Laaste prys ontvang op / Last price received on 2018-02-27

12. IMPORT PARITY PRICES – OIL SEEDS (b)(e)(f)

12. INVOERPARITEITPRYSE - OLIESADE (b)(e)(f)

INVOERPARITEITPRYSE VAN OLIESADE (BTW UITGESLT) SOOS OP		2018/07/24								IMPORT PARITY PRICES OF OIL SEEDS (VAT EXCL) AS ON	
ITEM	Nota/ Note	Sojabone/ Soybeans	Sojabone/ Soybeans	Sojabone/ Soybeans	Sonneblom/ Sunflower	Sonneblom/ Sunflower	Canola	Grondbone/ Groundnuts	Grondbone/ Groundnuts	ITEM	
		VSA/ USA Golf/Gulf	Argentynse/ Argentine Up River	Brazilië/ Brazil Paranagua	EU Franse/ French Bordeaux	Swart See / Black Sea	Kanadese/ Canadian Vancouver	Argentynse/ Argentine Raw Runners 40/50	VSA/ USA Raw Runners 40/50		
Internasionale VAB pryse	a	\$/t 338.00	\$/t 389.00	\$/t 397.00	\$/t 388.00	365.00	405.00	1465.00	1322.00	International FOB prices	
Vraggeld	b	38.00	34.00	34.00	28.00	29.00	29.00	90.00	38.00	Freight Rates	
Assuransie (0.3% van VAB)		1.01	1.17	1.19	1.16	1.10	1.22	4.40	3.97	Insurance (0.3% of FOB)	
1 KOSTE, ASSURANSIE EN VRAG (KAV) \$/T Omskakel na R/t R/\$ Wisselkoers op: 2018/07/24		377.01	424.17	432.19	417.16	395.10	435.22	1559.40	1363.97	1 COST, INSURANCE AND FREIGHT (CIF) \$/T Converted to R/t R/\$ Exchange rate on: 2018/07/24	
2 KOSTE, ASSURANSIE EN VRAG (KAV) R/t		13.4718 R/t	13.4718 R/t	13.4718 R/t	13.4718 R/t	13.4718	13.4718 R/t	13.4718 R/t	13.4718 R/t	2 COST, INSURANCE AND FREIGHT (CIF) R/t	
3 KOSTE, ASSURANSIE, VRAG EN FINANSIERING R/t	c	5079.00	5714.33	5822.38	5619.90	5322.71	5863.20	21007.92	18375.13	3 COST, INSURANCE, FREIGHT AND FINANCING R/t	
Finansieringskoste		41.75	46.97	47.86	46.19	43.75	48.19	172.67	151.03	Financing cost	
4 VRY OP SPOOR (VOS) R/t Durban	d, e	5120.75	5761.30	5870.24	5666.09	5366.46	5911.39	21180.59	18526.16	4 FREE ON RAIL (FOR) R/t Durban	
Aflaaiikoste: Durban	f	203.37	203.37	203.37	203.37	203.37	203.37	605.32	605.32	Discharging cost Durban	
Invoertarif:		364.28	419.24	427.86	0.00	0.00	545.61	1973.62	1780.97	Import Tariff	
5 GELEWER: - Durban na Randfontein R/ton	g	5688.40	6383.91	6501.47	5869.46	5569.83	6660.37	23759.53	20912.45	5 DELIVERED: - Durban to Randfontein R/ton	
Spoorvragkoste - Durban na Randfontein		320.00	320.00	320.00	320.00	320.00	320.00	-	-	Railage cost - Durban to Randfontein	

Notas/Notes:

a Bron van pryse en vraggeld / Source of prices and freight rates : IGC (GMI), Geogalos Peanut World & Oilworld

2018/07/24

Termyn / Term	US\$/ton (VAB/FOB)	Vraggeld/Freight Rate:	US\$/ton
Sojabone/Soybeans: VSA/USA (Golf/Gulf)	Aug 2018 338.00	US Golf / Gulf	38.00
Sojabone/Soybeans: Argentinië/Argentina (Up River)	Jul 2018 389.00	Argentinië / Argentina	34.00
Sojabone/Soybeans: Brazilië/Brazil (Paranagua)	Aug 2018 397.00	EEC (Bordeaux/Hamburg)	28.00
Sonneblom/Sunflower: EU Frankryk/France (Bordeaux)	Jul 2018 388.00	Kanada/Canada (North Pacific)	29.00
Sonneblom/Sunflower: Swart See/Black Sea	Sep 2018 365.00	Swart See / Black Sea	29.00
Canola: Kanada/Canada (Vancouver)	Jul 2018 405.00	Grondbone/Groundnuts (ARG)	90.00
Grondbone/Groundnuts: Argentinië/Argentina (Raw Runner 40/50)	Jul 2018 1465.00		
Grondbone/Groundnuts: VSA/USA (Runners 40/50)	Jul 2018 1322.00		

b Vraggeld: bereken vir vragte van +/- 20 000 - 30 000t. / Freight rates: calculated for freights of +/- 20 000 - 30 000t.

c Finansieringskoste: 30 000t @ KAV @ primakoers vir 30 dae. Bron/Source: SARB 10.00% 2018/03/29
Financing cost: 30 000t @ CIF @ prime rate for 30 days.

d Aflaaiikoste / Discharging costs (R/ton):

	Sojabone/ Soybeans	Sonneblom/ Sunflower	Canola	Grondbone/ Groundnuts
Durban:	203.37	203.37	203.37	605.32

e Aflaaiikoste / Discharging fees:

Ingesluit: Kaaigelde, hantering, kaaibesig, agente/dokumentasie, logistiek & opnames (inspeksie van skeepsvrag) /

Included: Wharfage, handling, wharf supervision, agent/documentation, logistic & survey (inspection of shipload).

Uitgesluit: Gesondheidsinspeksie-, skeepagentskapfooi, strooktoetsingsfooi vir GMO, opbergingskoste asook BTW en invoerbelasting /

Excluded: Health inspection fee, Ship agency fee, strip testing fees for GMO, storage costs as well as VAT and import duty.

N.B: Slegs 'n aanduiding, aangesien koste van opname beding kan word / N.B: Indication only, as cost of survey can be negotiated.

f Invoertarif / Import Tariff:

Sojabone/Soybeans = 8% op VAB / on FOB

Sonneblom/Sunflower = Vry / Free

Canola = 10% op VAB / on FOB

Grondbone/Groundnuts = 10% op VAB / on FOB

g Neem asb. kennis van die verandering in Spoornet se standaard spoorvrag op 1 April 2018, na R320.00

Please note the change on 1 April 2018 in Spoornet's standard railage cost to R320.00

* Kwotasies is k.a.v. pryse. VAB pryse dus berekende pryse (kav minus vraggeld) / Quotes are c.i.f. prices. FOB prices are therefore calculated prices (cif minus freight rates).

13. EXPORT PARITY PRICES (b)

13. UITVOERPARITEITPRYSE (b)

INDICATIVE EXPORT PARITY PRICES AS ON	2018/07/24				AANDUIDENDE UITVOERPARITEITSPRYSE SOOS OP
	US No3Y Maize/ Mielies Gulf/Golf (b) Aug 2018	US HRW Wheat/Koring Gulf/Golf (b) Aug 2018	US DNS 14% Wheat/Koring PNW (b) Aug 2018	Argentine Raw Runner 40/50 Groundnuts/ Grondbone (f) Jul 2018	
This is only an example of how an export parity price can be calculated - it can vary according to need					Hierdie is slegs 'n voorbeeld van hoe 'n uitvoerpariteitsprys bereken kan word - dit kan varieer volgens behoefte
FOB Gulf value (\$/t)	166.00	238.00	255.00	1465.00	VAB Golfwaarde (\$/t)
Difference in quality and locality of SA ¹ Maize: Plus US\$10 (\$/t) Groundnuts: Less 3,5% of fob value	\$10.00			96,5%	Kwaliteits- en liggingsverskil van SA Mielies: Plus VSA\$10 (\$/t) Grondbone: Min 3,5% van vab waarde
SA fob price (\$/t)	176.00	238.00	255.00	1413.73	SA vab prys (\$/t)
Exchange rate (1\$=): (2018/07/24)	13.4718	13.4718	13.4718	13.4718	Wisselkoers (1\$=): (2018/07/24)
FOB Gulf value (R/t)	2371.04	3206.29	3435.31	19045.49	VAB Golfwaarde (R/t)
Marketing costs:					Bemarkings koste:
Financing (Prime rate 10% - 30 days) (R/t)	19.49	26.35	28.24	156.54	Finansieringskoste (Primakoers 10% - 30 dae) (R/t)
Railage: ² Randfontein – Durban harbour	320.00	320.00	320.00	-	Spoorvrag: ² Randfontein – Durbanhawe
Loading costs: (R/t) ³ Durban Harbour (Mainly spout method)	192.50	205.14	205.14	562.50	Oplaaikoste: (R/t) ³ Durbanhawe (Hoofsaaklik tregetr metode)
EXPORT REALISATION (R/t):					UITVOER REALISASIE (R/t):
Randfontein	1839.05	2654.80	2881.93	18326.45	Randfontein

Difference in quality and locality of SA
(As requested by the industry)

As from 14 June 2012, the discount/rebate will no longer be used to calculate the export parity price on US HRW and a new calculation will be added for US DNS, also without the discount/rebate.

Railage costs:

Please note that on 1 April 2018 Spoornet's standard railage cost has changed to R320.00.

Loading costs, received from Mainport Africa Shipping:

Included: Cargo dues, handling, wharf supervision, agency/documentation, logistics & surveys (inspection of cargo).

Excluded: Ship agent fees, health & PPECB inspections, storage facility & transport costs to storage facility, VAT & duties.

1

2

3

Kwaliteits- en liggingsverskil van SA
(Soos deur die bedryf versoek)

Vanaf 14 Junie 2012 sal die diskonto/premie nie meer gebruik word by die berekening van die uitvoerpariteitsprys van US HRW nie en 'n nuwe berekening word nou vir US DNS gedoen, ook sonder diskonto/premie.

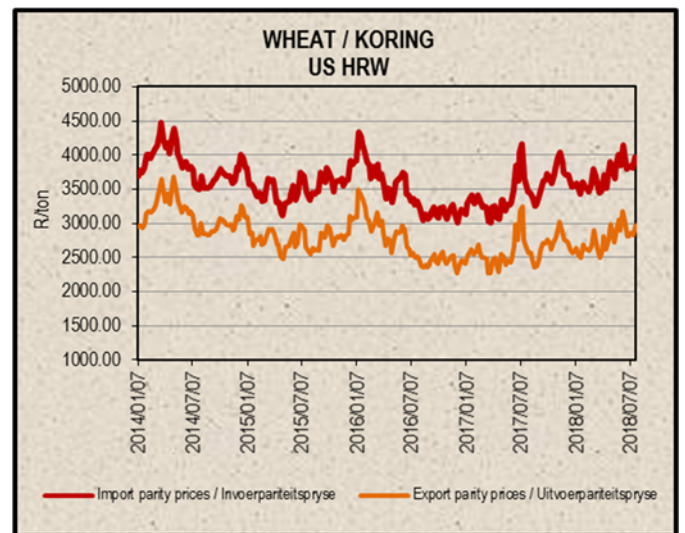
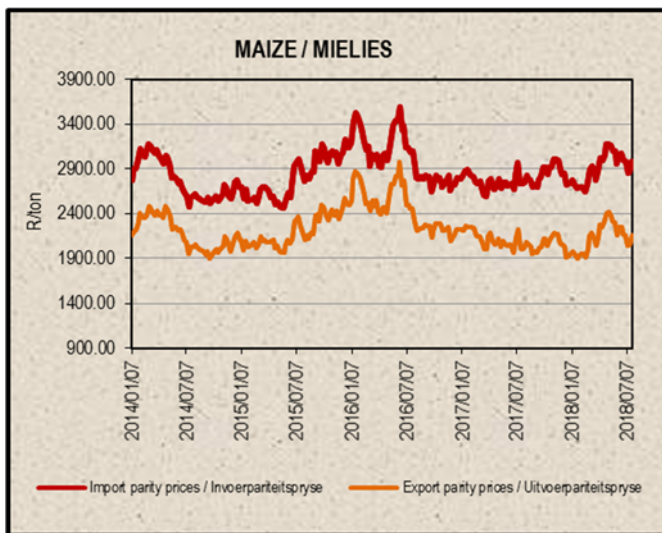
Spoorvrag koste:

Neem asb. kennis dat Spoornet se standaard spoorvrag op 1 April 2018 verander het na R320.00.

Oplaaikoste, ontvang van Mainport Africa Shipping:

Ingesluit: Kaai gelde, hantering, kaaitoetsig, agente/dokumentasie, logistiek & opnames (inspeksie van skeepsvrag)

Uitgesluit: Skeepsagentskaps-, inspeksie-, opbergings- en vervoerkoste na opbergingsfasiliteit, BTW & invoerbelasting.



14. WEATHER

For local weather, please follow the link below:
www.weathersa.co.za

14. WEER

Vir plaaslike weer, volg asseblief die onderstaande skakel:
www.weathersa.co.za

15. SUNDRIES (g)

15. SUNDRIES (g)

RSA GRAIN & OILSEED POSITION / RSA GRAAN & OLIESAAD POSISIE							
		White Maize / Witmielies	Yellow Maize / Geelmielies	Total Maize / Totaal Mielies	Barley / Gars	Oats / hawer	Wheat / Koring
From:		2018/05	2018/05	2018/05	2017/10	2017/10	2017/10
Until:		2018/06	2018/06	2018/06	2018/06	2018/06	2018/06
Opening stock / beginvoorraad		2 428 653	1 260 823	3 689 476	199 221	27 613	341 424
Deliveries / Lewerings	(a)	1 648 715	2 594 554	4 243 269	304 478	23 002	1 518 957
Imports / Invoere		0	0	0	12 953	22 094	1 585 300
Utilisation / Aanwending	(b)	1 170 494	648 680	1 819 174	251 218	52 254	2 364 556
Exports / Uitvoere		96 580	491 563	588 143	16 143	187	83 438
Sundries / Diverse	(c)	-524	-3 481	-4 005	-2 192	38	-3 947
Unutilised stock/ Onaangewende voorraad		2 810 818	2 718 615	5 529 433	251 483	20 230	1 001 634

		Sorghum	Canola	Groundnuts / Grondbone	Soybeans / Sojabone	Sunflower / Sonneblom
From:		2018/03	2017/10	2018/03	2018/03	2018/03
Until:		2018/06	2018/06	2018/06	2018/06	2018/06
Opening stock / beginvoorraad		59 246	21 350	38 694	330 535	154 841
Deliveries / Lewerings	(a)	68 934	92 696	40 779	1 442 123	600 336
Imports / Invoere		15 731	0	2 111	2 067	151
Utilisation / Aanwending	(b)	50 305	80 517	22 566	376 378	297 761
Exports / Uitvoere		2 391	0	2 265	97	197
Sundries / Diverse	(c)	545	-742	-397	-1 934	-5 874
Unutilised stock/ Onaangewende voorraad		90 670	34 271	57 150	1 400 184	463 244

Notes:

(a) Deliveries directly from farms. / Lewerings direk vanaf plase.

(b) Includes withdrawn by farmers, end-consumers and seed (d). / Ingesluit onttrekking deur produsente, eindverbruikers en saad vir plantdoeleindes (d).

(c) Includes surplus and shortages. / Ingesluit surplusse en tekorte.

(d) Seed: No seed information for maize and sorghum. / Saad: Geen saad inligting vir mielies en sorghum nie.

Sources /Bronne:

(a) = Safex; (b) = International Grains Council; (c) = CBOT; (d) = KCBT;

(e) = Oil World; (f) = Georganal Peanut World; (g) = SAGIS.

* Formula according to ITAC (International Trade Administration Commission of South Africa)/
 Formule volgens ITAC (International Trade Administration Commission of South Africa)

SAGIS

Nico Hawkins

General Manager / Hoofbestuurder

Indemnity/Vrywaring: Although everything has been done to ensure the accuracy of the information, neither SAGIS nor any of its directors or employees takes any responsibility for actions or losses that might occur as a result of the usage of this information. / Alhoewel alles gedoen is om te verseker dat die inligting korrek is, aanvaar nie SAGIS of enige van sy direkteure of werknemers verantwoordelikheid vir enige aksies of verliese as gevolg van die inligting wat gebruik is nie.