

SAGIS WEEKLY BULLETIN / SAGIS WEEKLIKSE BULLETIN

1. Producer Deliveries (ton):			1. Produsentelewerings (ton):	
Commodity	Latest week/ Jongste week: 23 - 29 Jun 2018	Total: current marketing year/ Totaal: huidige bemarkingsjaar	Total: same period previous marketing year/ Totaal: selfde periode vorige bemarkingsjaar	Kommoditeit
White maize	444 993	1 576 947	4 624 714	Witmielies
Yellow maize	523 291	2 501 121	3 791 702	Geelmielies
Total: maize	968 284	4 078 068	8 416 416	Totaal: mielies
Wheat	1 851	1 515 724	1 858 027	Koring
Soybeans	22 588	1 462 414	N/A	Sojabone
Sunflower Seed	71 729	558 194	N/A	Sonneblomsaad

2. Imports (ton):			2. Invoere (ton):	
2.1 Imports for RSA			2.1 Invoere vir RSA	
Commodity	Latest week/ Jongste week: 23 - 29 Jun 2018	Total: current marketing year/ Totaal: huidige bemarkingsjaar	Total: same period previous marketing year/ Totaal: selfde periode vorige bemarkingsjaar	Kommoditeit
White maize	0	0	0	Witmielies
Yellow maize	0	0	0	Geelmielies
Maize Total	0	0	0	Mielies Totaal
Wheat	66 242	1 581 098	582 886	Koring

Origin of imports / Oorsprong van invoere

White maize/Witmielies	Yellow maize/Geelmielies	Wheat/Koring
		Argentina
		Germany
		Latvia
		Lithuania
		Poland
		Romania
		Russia
		Ukraine
		USA

2.2 Imports for other countries			2.2 Invoere vir ander lande	
Commodity	Latest week/ Jongste week: 23 - 29 Jun 2018	Total: current marketing year/ Totaal: huidige bemarkingsjaar	Total: same period previous marketing year/ Totaal: selfde periode vorige bemarkingsjaar	Kommoditeit
White maize	0	0	0	Witmielies
Yellow maize	0	0	0	Geelmielies
Maize Total	0	0	0	Mielies Totaal
Wheat	0	194 950	178 851	Koring

Origin of imports / Oorsprong van invoere

White maize/Witmielies	Yellow maize/Geelmielies	Wheat/Koring
		Argentina
		Germany
		Latvia
		Lithuania
		Poland
		Russia
		Ukraine
		USA

3. Exports (ton):

3.1 RSA Exports

Commodity	Latest week/ Jongste week: 23 - 29 Jun 2018	Total: current marketing year/ Totaal: huidige bemarkingsjaar	Total: same period previous marketing year/ Totaal: selfde periode vorige bemarkingsjaar	Kommoditeit
White maize	6 110	86 276	184 668	Witmielies
Yellow maize	57 302	458 135	241 749	Geelmielies
Maize Total	63 412	544 411	426 417	Mielies Totaal
Wheat	3 515	56 161	86 104	Koring

Destination of exports / Bestemming van uitvoere

White maize/Witmielies	Yellow maize/Geelmielies	Wheat/Koring
Botswana	Botswana	Botswana
Lesotho	Italy	Lesotho
Mozambique	Korea	Namibia
Namibia	Mozambique	Swaziland
Spain	Namibia	Zambia
Swaziland	Swaziland	Zimbabwe
	Taiwan	
	Vietnam	

3.2 Imports for Exports

Commodity	Latest week/ Jongste week: 23 - 29 Jun 2018	Total: current marketing year/ Totaal: huidige bemarkingsjaar	Total: same period previous marketing year/ Totaal: selfde periode vorige bemarkingsjaar	Kommoditeit
White maize	0	0	7 054	Witmielies
Yellow maize	0	0	0	Geelmielies
Maize Total	0	0	7 054	Mielies Totaal
Wheat	4 877	171 493	178 092	Koring

3.2 Invoere vir Uitvoere

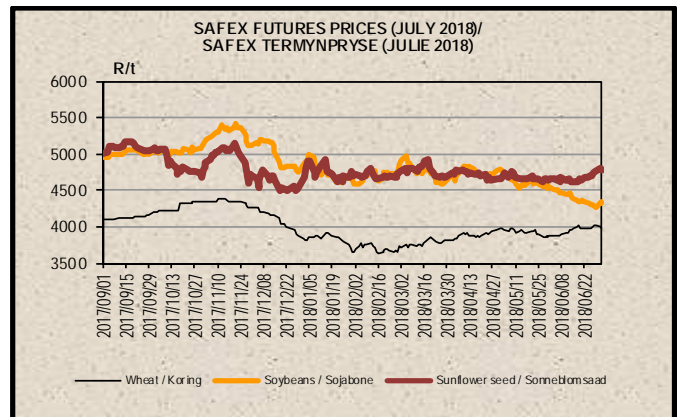
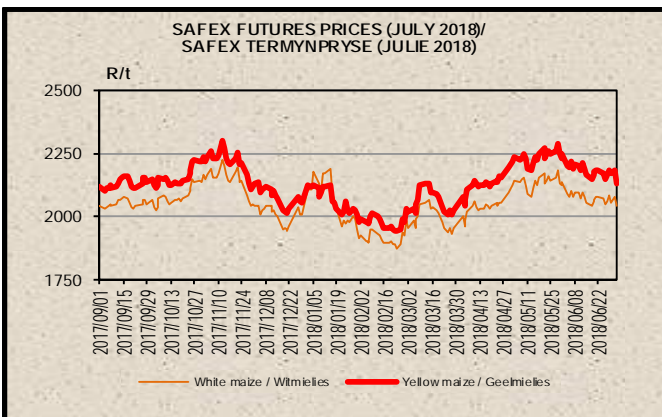
Destination of exports / Bestemming van uitvoere

White maize/Witmielies	Yellow maize/Geelmielies	Wheat/Koring
		Botswana
		Lesotho
		Mozambique
		Swaziland
		Zimbabwe

4. DOMESTIC PRICES PER SAFEX (R/t)(a)

4. PLAASLIKE PRYSE VOLGENS SAFEX (R/t)(a)

Commodity	Future Prices / Termynpryse (2018/07/03) R/ton					Kommoditeit
	Jul-18	Sep-18	Dec-18	Mar-19	May-19	
White maize	2040.00	2102.00	2173.00	2219.00	2266.00	Witmielies
Yellow maize	2129.00	2188.00	2260.00	2297.00	2324.00	Geelmielies
Wheat	3989.00	4083.00	4128.00	4233.00	n/a	Koring
Sunflower	4783.00	4902.00	5032.00	5030.00	4850.00	Sonneblom
Soybeans	4322.00	4422.00	4554.00	4653.00	4668.00	Sojabone
Sorghum	3180.00	3290.00	3385.00	3600.00	n/a	Sorghum



5. IMPORT TARIFF ON MAIZE (b)*

5. INVOERTARIEF OP MIELIES (b)*

Derived US No2Y Yellow Maize fob (Gulf) (b)	2018-06-27	2018-06-28	2018-06-29	2018-06-30	2018-07-03	Afgeleide VSA No2Y Geelmielies vab (Golf) (b)
RSA Initial Reference Price	\$110.00					RSA Oorspronklike Verwysingsprys
Base price (\$/t)	117.65	117.65	117.65	117.65	117.65	Basisprys (\$/t)
Daily price (\$/t) (IGC)	167.70	164.60	166.60	161.60	163.60	Daaglikse prys (\$/t) (IGC)
Average of 21 days (\$/t)	175.08	173.98	173.30	171.93	171.17	Gemiddeld van 21 dae (\$/t)
Deviation from base price (\$/t)	-57.43	-56.33	-55.65	-54.28	-53.52	Afwyking van basisprys (\$/t)
Duty on maize (\$/t)	-65.08	-63.98	-63.30	-61.93	-61.17	Reg op mielies (\$/t)
R/\$ Exchange rate (average of 21 days)	13.1797	13.2384	13.2985	13.3502	13.4054	R/\$ Wisselkoers (gemiddeld van 21 dae)
Duty on maize before adjustment (R/t)	-857.73	-846.99	-841.80	-826.78	-820.01	Reg op mielies voor aanpassing (R/t)
Real effective exchange rate index	0.9161	0.9161	0.9161	0.9080	0.9080	Reële effektiewe wisselkoersindeks
Duty on maize (R/t)	-785.77	-775.93	-771.17	-750.71	-744.57	Reg op mielies (R/t)
Tariff Gazetted 2006/12/08	R0.00/t					Tarief gepubliseer 2006/12/08

6. IMPORT TARIFF ON WHEAT (b)*

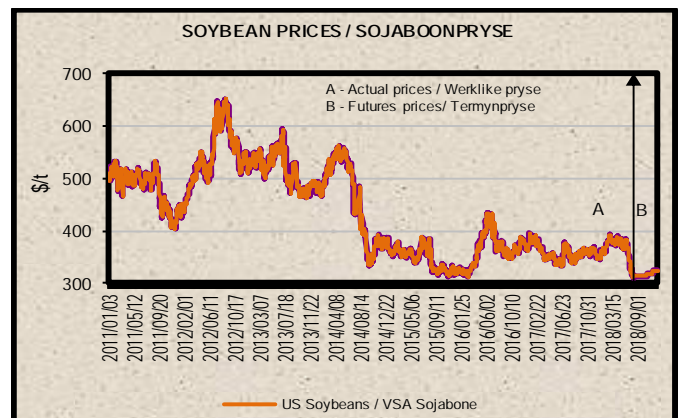
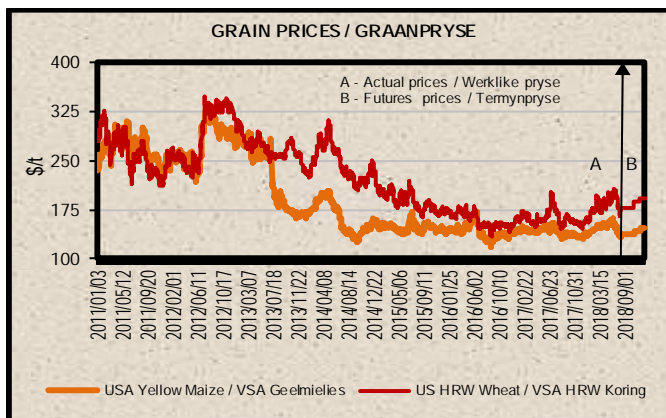
6. INVOERTARIEF OP KORING (b)*

US No2 HRW fob (Gulf)	2018/06/05	2018/06/12	2018/06/19	2018/06/26	2018/07/03	VSA No2 HRW vab (Golf)
RSA Initial Reference Price	279.00	279.00	279.00	279.00	279.00	RSA Oorspronklike Verwysingsprys
Base price (\$/t)	239.00	239.00	255.67	255.67	255.67	Basis prys (\$/t)
Weekly price (\$/t) (IGC)	249.00	258.00	234.00	225.00	223.00	Weeklikse prys (\$/t) (IGC)
3 Weeks moving average (\$/t)	253.00	255.67	247.00	239.00	227.33	3 Weke skuiwende gemiddeld (\$/t)
Deviation from base price (\$/t)	-14.00	-16.67	8.67	16.67	28.34	Afwyking van basisprys (\$/t)
Number of weeks that the deviation is more than \$10	2	3		1	2	Aantal weke wat die afwyking meer as \$10 is
Calculated duty on wheat (\$/t)	26.00	23.33	32.00	40.00	51.67	Berekende reg op koring (\$/t)
R/\$ exchange rate	12.5494	13.1821	13.8802	13.5330	13.7410	R/\$ wisselkoers
Calculated duty before adjustment (R/t)	326.28	307.54	444.17	541.32	710.00	Berekende reg voor aanpassing (R/t)
Real effective exchange rate Index	0.9161	0.9161	0.9161	0.9161	0.9080	Reële effektiewe wisselkoersindeks
Calculated duty on wheat (R/t)	298.91	281.74	406.90	495.90	644.68	Berekende reg op koring (R/t)
Tariff Gazetted 2018/04/06 (R/t)	R 394.90					Tarief gepubliseer 2018/04/06 (R/t)

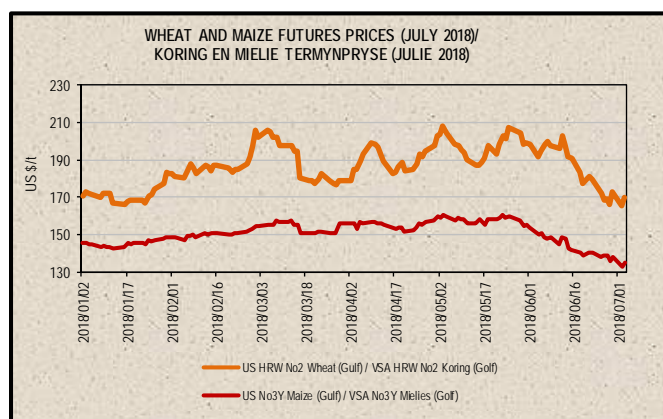
7. PRICES – INTERNATIONAL (US\$/t)

7. PRYSE - INTERNASIONAAL (VSA\$/t)

FOB (US\$/t)	Export Quotations/ Uitvoerkwotasie (b)(e)(f)				VAB (VSA\$/t)
	2018/07/03	2018/06/26	2018/06/19	2018/06/12	
US No 2 HRW Wheat (Gulf)	223.00	225.00	234.00	258.00	VSA No 2 HRW Koring (Golf)
US DNS Wheat 14% PNW	246.00	258.00	263.00	282.00	VSA DNS Koring 14% PNW
Argentine Wheat (Up River)	250.00	257.00	263.00	276.00	Argentynse Koring (Up River)
EC (France) Wheat (grade 1)	215.00	202.00	204.00	217.00	EU (Frankryk) Koring (graad 1)
EC (Germany) B Quality Wheat	221.00	212.00	207.00	216.00	EU (Duitsland) B Kwaliteit Koring
Russia Milling 12.5%	199.00	199.00	199.00	207.00	Swart See Maalkoring
US No 3Y Maize (Gulf)	162.00	166.00	167.00	177.00	VSA No3Y Mielies (Golf)
Argentine Maize (Up River)	160.00	163.00	166.00	174.00	Argentynse Mielies (Up River)
US Sorghum (Gulf)	184.00	186.00	187.00	196.00	VSA Sorghum (Golf)
Argentine Sorghum (Up River)	143.00	145.00	145.00	148.00	Argentynse Sorghum (Up River)
US Soybeans (Gulf)	334.00	343.00	350.00	376.00	VSA Sojabone (Gulf)
Argentine Soybeans (Up River)	368.00	373.00	365.00	387.00	Argentynse Sojabone (Up River)
Canadian Canola	423.00	428.00	426.00	437.00	Kanadese Canola
Argentine Groundnuts Runners 40/50	1460.00	1460.00	1460.00	1460.00	Argentynse Grondbone 40/50 Runners
US Groundnuts Runners 40/50 shelled	1322.00	1322.00	1322.00	1322.00	VSA Grondbone 40/50 Runners uitgedop
Australian Malting Barley (Commander Malt)	266.00	267.00	271.00	271.00	Australiese Moutgars (Commander Mout)



Futures prices (US\$/t) / Termynpryse (VSA\$/t) (c)(d) (2018/07/03)							
Commodity	Jul-18	Sep-18	Dec-18	Mar-19	May-19	Jul-19	Kommoditeit
US No3 Yellow maize	134.88	138.58	143.38	147.39	150.07	152.59	VSA No3 Geelmielies
US No2 HRW wheat	169.83	177.84	185.99	192.76	197.09	200.69	VSA No2 HRW koring
US Soybeans	310.12	313.64	n/a	320.99	323.49	326.80	VSA Sojabone



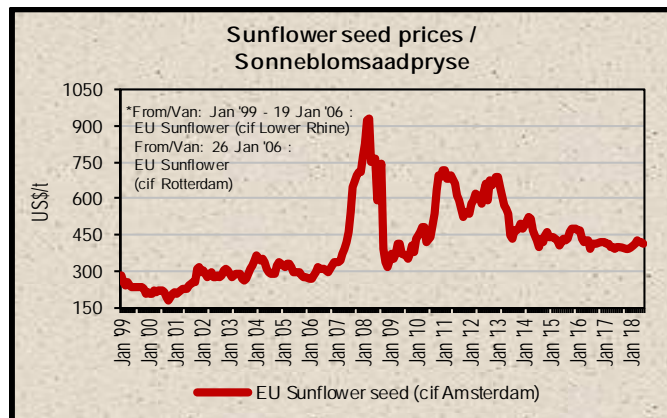
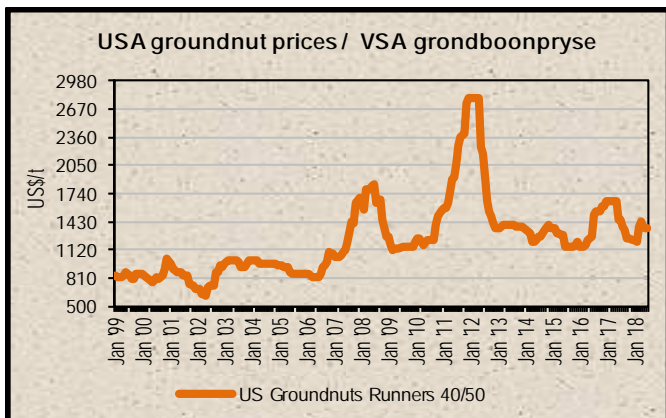
8. LOWEST REPRESENTATIVE ASKING PRICES
(US\$/t)(e)(f)(Prices of previous week)

8. LAAGSTE VERTEENWOORDIGENDE PRYSE GEVRA
(Pryse van vorige week)(VSA\$/t)(e)(f)

US\$/t	2018/07/03	2018/06/28	Change/ Verandering	VSA\$/t
Soybeans, Brazil, c.i.f. Rotterdam	405	404	0.2%	Sojabone, Brasilië, k.a.v. Rotterdam
Soybeans, USA, c.i.f. Rotterdam	379	367	3.3%	Sojabone, VSA, k.a.v. Rotterdam
Groundnuts, USA Runners 40/50*	1360	1360	0.0%	Grondbone, VSA Runners 40/50*
Groundnuts, Argentine Runners 40/50*	1550	1550	0.0%	Grondbone, Argentynse Runners 40/50*
Groundnut-oil, c.i.f. Rotterdam	1300	1310	-0.8%	Grondboon-olie, k.a.v. Rotterdam
Sunflower seed, EU c.i.f. Amsterdam	416	418	-0.5%	Sonneblomsaad, EU k.a.v. Amsterdam
Sunflower-oil, EU (fob) N.W. Europe	763	753	1.3%	Sonneblom-olie, EU (vab) N.W. Eur.
Rapeseed, Europe, 00, c.i.f. Hamburg	408	401	1.7%	Raapsaad, Europa, 00, k.a.v. Hamburg

* Shelled, c.i.f. Rotterdam

* Uitgedop k a v Rotterdam



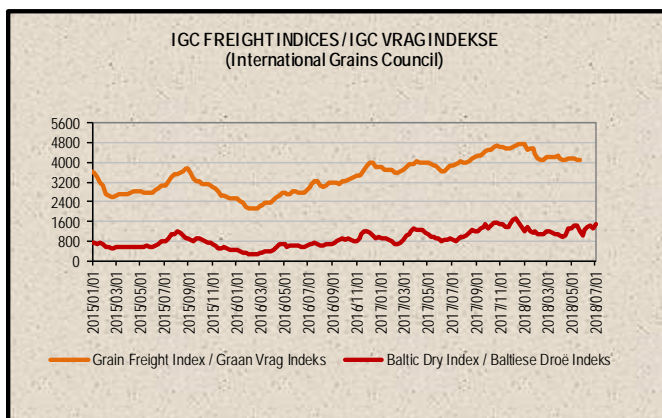
9. IGC FREIGHT INDICES (b)

9. IGC VRAG INDEKSE (b)

IGC FREIGHT INDICES / IGC VRAG INDEKSE							
	2018/05/29	2018/06/05	2018/06/12	2018/06/19	2018/06/26	2018/07/03	
Grain Freight Index*	N/A	N/A	N/A	N/A	N/A	N/A	Graan Vrag Indeks*
Baltic Dry Index	1057	1249	1390	1419	1323	1476	Baltiese Droë Indeks

* IGC Grain Freight Index represents 15 major grain routes, including five from the United States of America, and two each from other main exporting nations (including Argentina, Black Sea, Europe and Canada); with base an average of the four weeks ending 11 May 2005 = 6000. The updated indices will be available on Thursdays on SAGIS' website.

* IGC Graan Vrag Indeks verteenwoordig 15 hoof graanroetes, insluitende vyf vanaf die Verenigde State van Amerika, en twee elk van ander hoof uitvoernasies (insluitende Argentinië, Swart See, Europa en Kanada); met basis 'n gemiddeld van die vier weke geëindig 11 Mei 2005 = 6000. Die opgedateerde indekse sal Donderdae op SAGIS se webwerf beskikbaar



10. IMPORT PARITY PRICES – SUMMER GRAINS (b)

10. INVOERPARITEITPRYSE - SOMERGRANE (b)

INVOERPARITEITPRYSE VAN SOMERGRANE (BTW UITGESLT) SOOS OP				2018/07/03		IMPORT PARITY PRICES OF SUMMER GRAINS (VAT EXCL) AS ON	
ITEM	Nota/ Note	Mielies/Maize	Mielies/Maize	Sorghum	Sorghum	Sorghum	ITEM
		VSA/ USA Golf/Gulf (no.3Y)	Argentynse/ Argentine Up River	VSA/ USA Golf/Gulf	Argentynse/ Argentine Up River	Australiese/ Australian Brisbane	
Internasionale VAB pryse	a	\$/t	\$/t	\$/t	\$/t	\$/t	International FOB prices
Vraggeld	b	162.00	160.00	184.00	143.00	298.00	Freight Rates
Assuransie (0.3% van VAB)		38.00	34.00	38.00	34.00	20.00	Insurance (0.3% of FOB)
1 KOSTE, ASSURANSIE EN VRAG (KAV) \$/T		0.49	0.48	0.55	0.43	0.89	1 COST, INSURANCE AND FREIGHT (CIF) \$/T
<i>Omskakel na R/t</i>		200.49	194.48	222.55	177.43	318.89	<i>Converted to R/t</i>
R/\$ Wisselkoers op: 2018/07/03		13.7410	13.7410	13.7410	13.7410	13.7410	R/\$ Exchange rate on: 2018/07/03
2 KOSTE, ASSURANSIE EN VRAG (KAV) R/t		R/t	R/t	R/t	R/t	R/t	2 COST, INSURANCE AND FREIGHT (CIF) R/t
Finansieringskoste	c	22.64	21.96	25.13	20.04	36.02	Financing cost
3 KOSTE, ASSURANSIE, VRAG EN FINANSIERING R/t		2777.57	2694.31	3083.19	2458.11	4417.89	3 COST, INSURANCE, FREIGHT AND FINANCING R/t
Alfaalkoste:	d, e						Discharging cost:
- Kaapstad		205.87	205.87	n/a	n/a	n/a	- Cape Town
- Durban		199.28	199.28	203.37	203.37	203.37	- Durban
Invoertarif	f	0.00	0.00	75.85	58.95	122.84	Import Tariff
4 VRY OP SPOOR (VOS) R/t							4 FREE ON RAIL (FOR) R/t
- Kaapstad		2983.44	2900.18	n/a	n/a	n/a	- Cape Town
- Durban		2976.85	2893.59	3159.04	2517.06	4540.73	- Durban
Spoorvragkoste	g						Railage cost
- Durban na Randfontein		320.00	320.00	320.00	320.00	320.00	- Durban to Randfontein
5 GELEWER:							5 DELIVERED:
- Durban na Randfontein R/ton		3296.85	3213.59	3479.04	2837.06	4860.73	- Durban to Randfontein R/ton

Notas/Notes:

a Bron van pryse en vraggeld : IGC GMI
Source of prices and freight rates: IGC GMI

2018/07/03

Mielies/Maize: VSA/USA (Golf/Gulf No.3Y)
Mielies/Maize: Argentinië/Argentina (Up River)
Sorghum: VSA/USA (Golf / Gulf Milo)
Sorghum: Argentinië/Argentina (Up River)
Sorghum: Australië/Australia (Brisbane)

Termyn / Term	US\$/ton (VAB/FOB)	Vraggeld/Freight Rate:	US\$/ton
Jul 2018	162.00	US Golf / Gulf	38.00
Jun 2018	160.00	Argentinië / Argentina	34.00
Jun 2018	184.00	Australië/Australia	20.00
Jun 2018	143.00		
Jun 2018	298.00		

b Vraggeld: bereken vir vrage van +/- 20 000 - 30 000t / Freight rates: calculated for freights of +/- 20 000 - 30 000t.

c Finansieringskoste: 30 000t @ KAV @ primakoers vir 30 dae. Bron/Source: SARB 10.00% 2018/03/29
Financing cost: 30 000t @ CIF @ prime rate for 30 days.

d Alfaalkoste / Discharging costs (R/ton):

Bron / Source: Mainport Africa Shipping

	Mielies/Maize:	Sorghum
Kaapstad / Cape Town:	205.87	n/a
Durban:	199.28	203.37

e Ingesluit: Kaaigelde, hantering, kaaiboelsing, agente/dokumentasie, logistiek & opnames (inspeksie van skeepsvrage) / Included: Wharfage, handling, wharf supervision, agent documentation, logistic & survey (inspection of shipload).

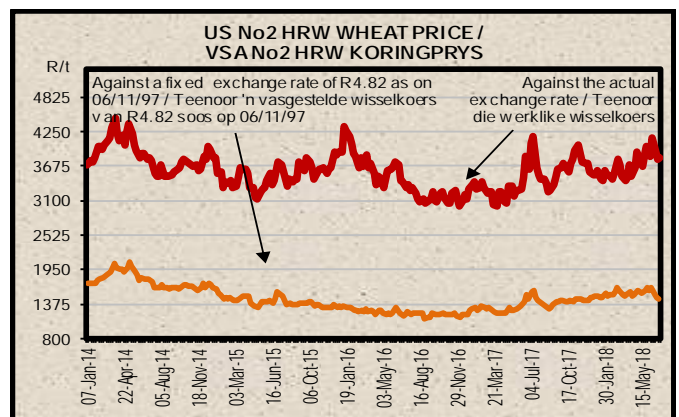
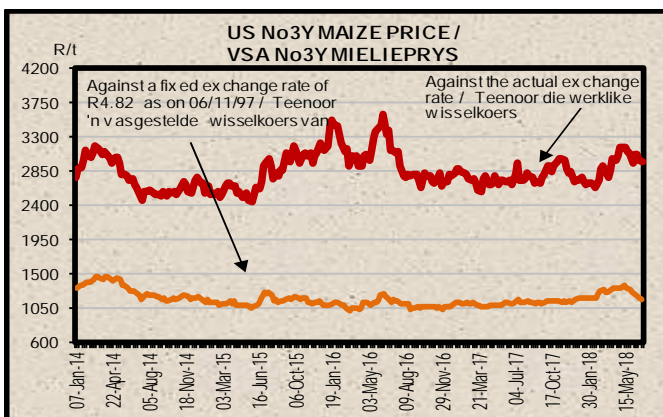
Uitgesluit: Gesondheidsinspeksie-, skeepsagentskapfooi, strookbeelingsfooi vir GMO, opbergingskoste asook BTW en invoerbelasting / Excluded: Health inspection fee, Ship agency fee, strip testing fees for GMO, storage costs as well as VAT and import duty.

N.B. Slegs 'n aanduiding, aangesien koste van opname beding kan word / N.B. Indication only, as cost of survey can be negotiated.

f Invoertarif / Import Tariff:

Mielies/Maize = Vry / Free
Sorghum = 3% op VAB / on FOB

g Neem asb. kennis van die verandering in Spoornetse standaard spoorvrag op 1 April 2018, na R320.00.
Please note the change in Spoornet's standard railage cost on 1 April 2018 to R320.00.



11. IMPORT PARITY PRICES – WINTER CEREALS (b)

11. INVOERPARITEITPRYSSE - WINTERGRANE (b)

INVOERPARITEITPRYSSE VAN WINTERGRANE (BTW UITGESLT) SOOS OP		2018/07/03					IMPORT PARITY PRICES OF WINTER CEREALS (VAT EXCL) AS ON			
ITEM	Nota / Note	Koring/Wheat	Koring/Wheat	Koring/Wheat	Koring/Wheat	Koring/Wheat	Gars/Barley	Gars/Barley	ITEM	
		VSA/ USA Golf/Gulf HRW	VSA/ USA PNW DNS	Argentynse/ Argentine Up River Trigo Pan	EU Duitsland/ Germany Hamburg B kwaliteit/ quality R/t	Russies/ Russian Black Sea 12.50% R/t	Australiese/ Australian Fremantle Mout/Malting R/t	Franse/ French Rouen Mout/Malting R/t		
Internasionale VAB pryse	a	\$/t 223.00	\$/t 246.00	\$/t 250.00	\$/t 221.00	\$/t 199.00	\$/t 266.00	\$/t 244.00	International FOB prices	
Vraggeld	b	38.00	38.00	34.00	28.00	27.00	21.00	29.00	Freight Rates	
Assuransie (0.3% van VAB)		0.67	0.74	0.75	0.66	0.60	0.80	0.73	Insurance (0.3% of FOB)	
1 KOSTE, ASSURANSIE EN VRAG (KAV) \$/T <i>Omskakel na R/t</i>		261.67	284.74	284.75	249.66	226.60	287.80	273.73	1 COST, INSURANCE AND FREIGHT (CIF) \$/T <i>Converted to R/t</i>	
R/\$ Wisselkoers op: 2018/07/03		13.7410	13.7410	13.7410	13.7410	13.7410	13.7410	13.7410	R/\$ Exchange rate on: 2018/07/03	
2 KOSTE, ASSURANSIE EN VRAG (KAV) R/T		3595.61	3912.61	3912.75	3430.58	3113.71	3954.66	3761.32	2 COST, INSURANCE AND FREIGHT (CIF) R/T	
Finansieringskoste	c	29.55	32.16	32.16	28.20	25.59	32.50	30.91	Financing cost	
3 KOSTE, ASSURANSIE, VRAG EN FINANSIERING R/T		3625.16	3944.77	3944.91	3458.78	3139.30	3987.16	3792.23	3 COST, INSURANCE, FREIGHT AND FINANCING R/T	
Aflaaiikoste	d, e	205.87	205.87	205.87	205.87	205.87	213.98	213.98	Discharging cost	
3.1 Kaapstad (Hoofsaaklik kaaihyskraan metode)		202.03	202.03	202.03	202.03	202.03	203.37	203.37	3.1 Cape Town (Mainly shore cranes method)	
3.2 Durban (Hoofsaaklik suig-in-silo metode)		437.20	437.20	437.20	437.20	437.20	0.00	0.00	3.2 Durban (Mainly suction into silo method)	
Invoertarief op koring	f								Import Tariff on wheat	
4 VRY OP SPOOR (VOS) R/T									4 FREE ON RAIL (FOR) R/T	
4.1 Kaapstadhawe		4268.23	4587.84	4587.98	4101.85	3782.37	4201.14	4006.21	4.1 Cape Town Harbour	
4.2 Durbanhawe		4264.39	4584.00	4584.14	4098.01	3778.53	4190.53	3995.60	4.2 Durban Harbour	
Spoorvragkoste	g								Railage cost	
- Kaapstad na Paarl		160.59	160.59	160.59	160.59	160.59	n/a	n/a	- Cape Town to Paarl	
- Durban na Randfontein		320.00	320.00	320.00	320.00	320.00	320.00	320.00	- Durban to Randfontein	
5 GELEWER:									5 DELIVERED:	
- Kaapstad na Paarl R/ton		4428.82	4748.43	4748.57	4262.44	3942.96	n/a	n/a	- Cape Town to Paarl R/ton	
- Durban na Randfontein R/ton		4584.39	4904.00	4904.14	4418.01	4098.53	4510.53	4315.60	- Durban to Randfontein R/ton	

Notas/Notes: 2018/07/03

a Bron van pryse en vraggeld : IGC GMI
Source of prices and freight rates: IGC GMI

Termyn / Term	VAB/FOB US\$/ton	Vraggeld / Freight Rate: US\$/ton	Gars/Barley = US\$ + 1
Koring/Wheat: HRW No 2 (Hard Red Winter) Golf / Gulf	223.00	US (Golf / Gulf)	38.00
Koring/Wheat: DNS 14% No 2 (Dark Northern Spring) Golf / Gulf	246.00	Argentinië / Argentine (Upriver)	34.00
Koring/Wheat: Argentinië / Argentine (Up River) Trigo Pan	250.00	EEC (Bordeaux Hamburg)	28.00
Koring/Wheat: EU (Duitsland / Germany) B kwaliteit / quality	221.00	Australië / Australia (Eastern)	20.00
Koring/Wheat: Russian Milling 12.5%	199.00	Black Sea	27.00
Gars/Barley: Australiese moutgars/Australian malting barley (Adelaide)	266.00		
Gars/Barley: Franse moutgars/French malting barley (Rouen)	244.00		

b Vraggeld: bereken vir vragte van +/- 20 000 - 30 000t. / Freight rates: calculated for freights of +/- 20 000 - 30 000t.

c Finansieringskoste: 30 000t @ KAV @ primakoers vir 30 dae. Bron/Source: SARB 10.00% 2018/03/29
Financing cost: 30 000t @ CIF @ prime rate for 30 days.

d Aflaaiikoste / Discharging cost (R/ton):
Bron / Source: Mainport Africa Shipping

	Koring/Wheat:	Gars/Barley:
Kaapstad /	205.87	213.98
Durban:	202.03	203.37

e Ingesluit: Kaalgelde, hantering, kaaiibesig, agente/dokumentasie, logistiek & opnames (inspeksie van skeepsvrag).
Included: Wharfage, handling, wharf supervision, agent/documentation, logistic & survey (inspection of shipload).
Uitgesluit: Gesondheidsinspeksie-, skeepagentskapfooi, strooktoetsingsfooi vir GMO, opbergingskoste asook BTW en invoerbelasting.
Excluded: Health inspection fee, Ship agency fee, strip testing fees for GMO, storage costs as well as VAT and import duty.
N.B: Slegs 'n aanduiding, aangesien koste van opname beding kan word / N.B: Indication only, as cost of survey can be negotiated.

f Invoertarief / Import Tariff:
Koring/Wheat = R437.20 p/ton
Gars/Barley = Vry/Free

g Neem asb. kennis van verandering in Spoorwet se standaard spoorvrag op 1 April 2018 soos volg:
Kaapstad na Paarl R160.59 en Durban na Randfontein R320.00
Please note the change on 1 April 2018, in Spoorwet's standard railage cost as follows:
Cape Town to Paarl R160.59 and Durban to Randfontein R320.00

* Laaste prys ontvang op / Last price received on 2018-02-27

12. IMPORT PARITY PRICES – OIL SEEDS (b)(e)(f)

12. INVOERPARITEITPRYSE - OLIESADE (b)(e)(f)

INVOERPARITEITPRYSE VAN OLIESADE (BTW UITGESLT) SOOS OP			2018/07/03					IMPORT PARITY PRICES OF OIL SEEDS (VAT EXCL) AS ON		
ITEM	Nota/ Note	Sojabone/ Soybeans	Sojabone/ Soybeans	Sojabone/ Soybeans	Sonneblom/ Sunflower	Canola	Grondbone/ Groundnuts	Grondbone/ Groundnuts	ITEM	
		VSA/ USA Golf/Gulf	Argentynse/ Argentine Up River	Brazilië/ Brazil Paranagua	EU Fransé/ French Bordeaux	Kanadese/ Canadian Vancouver	Argentynse/ Argentine Raw Runners 40/50	VSA/ USA Raw Runners 40/50		
		\$/t	\$/t	\$/t	\$/t	\$/t	\$/t	\$/t		
Internasionale VAB pryse	a	334.00	369.00	383.00	380.00	423.00	1460.00	1322.00	International FOB prices	
Vraggeld	b	38.00	34.00	34.00	28.00	30.00	90.00	38.00	Freight Rates	
Assuransie (0.3% van VAB)		1.00	1.11	1.15	1.14	1.27	4.38	3.97	Insurance (0.3% of FOB)	
1 KOSTE, ASSURANSIE EN VRAG (KAV) \$/T		373.00	404.11	418.15	409.14	454.27	1554.38	1363.97	1 COST, INSURANCE AND FREIGHT (CIF) \$/T	
<i>Omskakel na R/</i>		13.7410	13.7410	13.7410	13.7410	13.7410	13.7410	13.7410	<i>Converted to R/</i>	
R/\$ Wisselkoers op: 2018/07/03		R/t	R/t	R/t	R/t	R/t	R/t	R/t	R/\$ Exchange rate on: 2018/07/03	
2 KOSTE, ASSURANSIE EN VRAG (KAV) R/t		5125.39	5552.88	5745.80	5621.99	6242.12	21358.74	18742.31	2 COST, INSURANCE AND FREIGHT (CIF) R/t	
Finansieringskoste	c	42.13	45.64	47.23	46.21	51.31	175.55	154.05	Financing cost	
3 KOSTE, ASSURANSIE, VRAG EN FINANSIERING R/t		5167.52	5598.52	5793.03	5668.20	6293.43	21534.29	18896.36	3 COST, INSURANCE, FREIGHT AND FINANCING R/t	
Alfaaikoste: Durban	d, e	203.37	203.37	203.37	203.37	203.37	605.32	605.32	Discharging cost: Durban	
Invoertarif:	f	367.16	405.63	421.02	0.00	581.24	2006.19	1816.56	Import Tariff:	
4 VRY OP SPOOR (VOS) R/t Durban		5738.05	6207.52	6417.42	5871.57	7078.04	24145.80	21318.24	4 FREE ON RAIL (FOR) R/t Durban	
Spoorvragkoste	g								Railage cost	
- Durban na Randfontein		320.00	320.00	320.00	320.00	320.00	-	-	- Durban to Randfontein	
5 GELEWER:		6058.05	6527.52	6737.42	6191.57	7398.04	-	-	5 DELIVERED:	
- Durban na Randfontein R/ton									- Durban to Randfontein R/ton	

Notas/Notes:

a Bron van pryse en vraggeld / Source of prices and freight rates : IGC (GMI), Geogalos Peanut World & Oil

2018/07/03

Termyn / Term	US\$/ton (VAB/FOB)	Vraggeld/Freight Rate:	US\$/ton
Sojabone/Soybeans: VSA/USA (Golf/Gulf)	Jul 2018 334.00	US Golf / Gulf	38.00
Sojabone/Soybeans: Argentinië/Argentina (Up River)	Jun 2018 369.00	Argentinië / Argentina	34.00
Sojabone/Soybeans: Brazilië/Brazil (Paranagua)	Jul 2018 383.00	EEC (Bordeaux/Hamburg)	28.00
Sonneblom/Sunflower: EU Frankryk/France (Bordeaux)	Jul 2018 380.00	Kanada/Canada (North Pacific)	30.00
Canola: Kanada/Canada (Vancouver)	Jun 2018 423.00	Grondbone/Groundnuts (ARG)	90.00
Grondbone/Groundnuts: Argentinië/Argentina (Raw Runner 40/50)	Jul 2018 1460.00		
Grondbone/Groundnuts: VSA/USA (Runners 40/50)	Jun 2018 1322.00		

b Vraggeld: bereken vir vragte van +/- 20 000 - 30 000t / Freight rates: calculated for freights of +/- 20 000 - 30 000t

c Finansieringskoste: 30 000t @ KAV @ primakoers vir 30 dae. Bron/Source: SARB 10.00% 2018/03/29
Financing cost: 30 000t @ CIF @ prime rate for 30 days.

d Alfaaikoste / Discharging costs (R/ton):

	Sojabone/ Soybeans	Sonneblom/ Sunflower	Canola	Grondbone/ Groundnuts
Durban:	203.37	203.37	203.37	605.32

e Alfaaikoste / Discharging fees:

Ingesluit: Kaaitgelde, hantering, kaaitoesig, agente/dokumentasie, logistiek & opnames (inspeksie van skeepsvrag) / Included: Wharfage, handling, wharf supervision, agent/documentation, logistic & survey (inspection of shipload).
Uitgesluit: Gesondheidsinspeksie-, skeepagentskapfooi, strooktoetsingsfooi vir GMO, opbergingskoste asook BTW en invoerbelasting / Excluded: Health inspection fee, Ship agency fee, strip testing fees for GMO, storage costs as well as VAT and import duty.
N.B: Slegs 'n aanduiding, aangesien koste van opname beding kan word / N.B: Indication only, as cost of survey can be negotiated.

f Invoertarif / Import Tariff:

Sojabone/Soybeans = 8% op VAB / on FOB
Sonneblom/Sunflower = Vry / Free
Canola = 10% op VAB / on FOB
Grondbone/Groundnuts = 10% op VAB / on FOB

g Neem asb. kennis van die verandering in Spoorwet se standaard spoorvrag op 1 April 2018, na R320.00

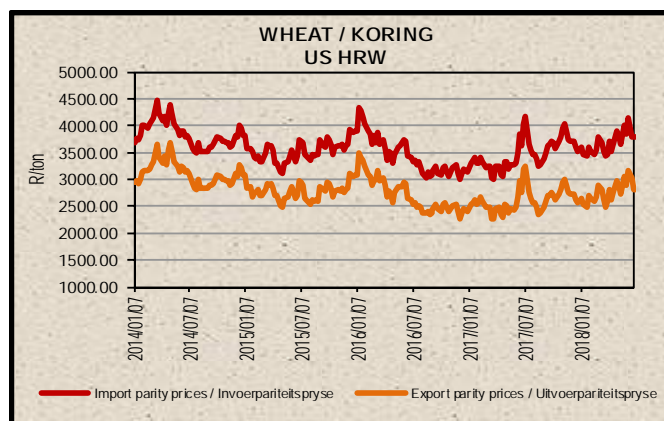
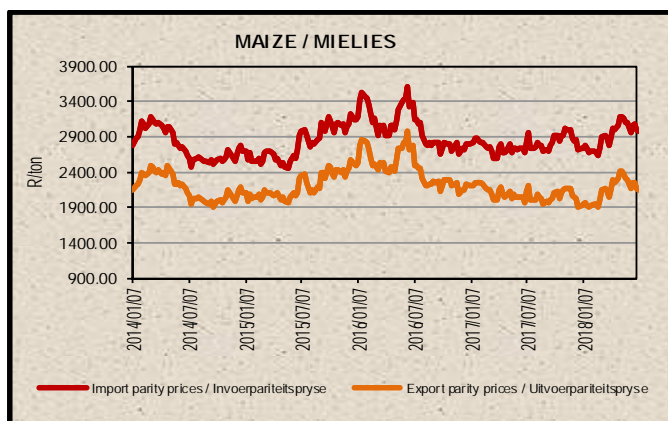
Please note the change on 1 April 2018 in Spoorwet's standard railrage cost to R320.00

* Kwotasies is k.a.v. pryse. VAB pryse dus berekende pryse (kav minus vraggeld) / Quotes are c.i.f. prices. FOB prices are therefore calculated prices (cif minus freight rates).

13. EXPORT PARITY PRICES (b)

13. UITVOERPARITEITPRYSE (b)

INDICATIVE EXPORT PARITY PRICES AS ON	2018/07/03				AANDUIDENDE UITVOERPARITEITSPRYSE SOOS OP
This is only an example of how an export parity price can be calculated - it can vary according to need	US No3Y Maize/ Mielies Gulfi/Golf (b) Jul 2018	US HRW Wheat/Koring Gulfi/Golf (b) Jul 2018	US DNS 14% Wheat/Koring PNW (b) Jul 2018	Argentine Raw Runner 40/50 Groundnuts/ Grondbone (f) Jul 2018	Hierdie is slegs 'n voorbeeld van hoe 'n uitvoerpariteitsprys bereken kan word - dit kan varieer volgens behoefte
FOB Gulf value (\$/t)	162.00	223.00	246.00	1460.00	VAB Golfwaarde (\$/t)
Difference in quality and locality of SA ¹ Maize: Plus US\$10 (\$/t) Groundnuts: Less 3,5% of fob value	\$10.00			96,5%	Kwaliteits- en liggingsverskil van SA ¹ Mielies: Plus VSA\$10 (\$/t) Grondbone: Min 3,5% van vab waarde
SA fob price (\$/t)	172.00	223.00	246.00	1408.90	SA vab prys (\$/t)
Exchange rate (1\$=): (2018/07/03)	13.7410	13.7410	13.7410	13.7410	Wisselkoers (1\$=): (2018/07/03)
FOB Gulf value (R/t)	2363.45	3064.24	3380.29	19359.69	VAB Golfwaarde (R/t)
Marketing costs:					Bemarkings koste:
Financing (Prime rate 10% - 30 days) (R/t)	19.43	25.19	27.78	159.12	Finansieringskoste (Primakoers 10% - 30 dae) (R/t)
Railage: ² Randfontein – Durban harbour	320.00	320.00	320.00	-	Spoorvrag: ² Randfontein – Durbanhawe
Loading costs: (R/t) ³ Durban Harbour (Mainly spout method)	192.50	205.14	205.14	562.50	Oplaaikoste: (R/t) ³ Durbanhawe (Hoofsaaklik tregeter metode)
EXPORT REALISATION (R/t): Randfontein	1831.52	2513.91	2827.37	18638.07	UITVOER REALISASIE (R/t): Randfontein
<i>Difference in quality and locality of SA (As requested by the industry)</i> As from 14 June 2012, the discount/rebate will no longer be used to calculate the export parity price on US HRW and a new calculation will be added for US DNS, also without the discount/rebate.			1		<i>Kwaliteits- en liggingsverskil van SA (Soos deur die bedryf versoek)</i> Vanaf 14 Junie 2012 sal die diskonto/premie nie meer gebruik word by die berekening van die uitvoerpariteitprys van US HRW nie en 'n nuwe berekening word nou vir US DNS gedoen, ook sonder diskonto/premie.
<i>Railage costs:</i> Please note that on 1 April 2018 Spoornet's standard railage cost has changed to R320.00.			2		<i>Spoorvrag koste:</i> Neem asb. kennis dat Spoornet se standaard spoorvrag op 1 April 2018 verander het na R320.00.
<i>Loading costs, received from Mainport Africa Shipping:</i> Included: Cargo dues, handling, wharf supervision, agency/documentation, logistics & surveys (inspection of cargo). Excluded: Ship agent fees, health & PPECB inspections, storage facility & transport costs to storage facility, VAT & duties.			3		<i>Oplaaikoste, ontvang van Mainport Africa Shipping:</i> Ingesluit: Kaaigelde, hantering, kaaitoesig, agente/dokumentasie, logistiek & opnames (inspeksie van skeepsvrag) Uitgesluit: Skeepsvrag, inspeksie-, opbergings- en vervoerkoste na opbergingsfasiliteit, BTW & invoerbelasting.



14. WEATHER

For local weather, please follow the link below:

www.weathersa.co.za

14. WEER

Vir plaaslike weer, volg asseblief die onderstaande skakel:

www.weathersa.co.za

Sources /Bronne:

(a) = Safex; (b) = International Grains Council; (c) = CBOT; (d) = KCBT;

(e) = Oil World; (f) = Georgalos Peanut World.

** Formula according to ITAC (International Trade Administration Commission of South Africa)/*

Formule volgens ITAC (International Trade Administration Commission of South Africa)

SAGIS

Nico Hawkins

General Manager / Hoofbestuurder

Indemnity/Vrywaring: Although everything has been done to ensure the accuracy of the information, neither SAGIS nor any of its directors or employees takes any responsibility for actions or losses that might occur as a result of the usage of this information. / Alhoewel alles gedoen is om te verseker dat die inligting korrek is, aanvaar nie SAGIS of enige van sy direkteure of werknemers verantwoordelikheid vir enige aksies of verliese as gevolg van die inligting wat gebruik is nie.