

## SAGIS WEEKLY BULLETIN / SAGIS WEEKLIKSE BULLETIN

1. Producer Deliveries (ton):			1. Produsentelewerings (ton):	
Commodity	Latest week/ Jongste week: 4 - 10 Aug 2018	Total: current marketing year/ Totaal: huidige bemarkingsjaar	Total: same period previous marketing year/ Totaal: selfde periode vorige bemarkingsjaar	Kommoditeit
White maize	453 414	4 571 736	8 075 005	Witmielies
Yellow maize	195 083	4 522 873	5 596 822	Geelmielies
Total: maize	648 497	9 094 609	13 671 827	Totaal: mielies
Wheat	2 137	1 526 927	1 866 696	Koring
Soybeans	1 503	1 459 971	N/A	Sojabone
Sunflower Seed	8 246	824 788	N/A	Sonneblomsaad

2. Imports (ton):			2. Invoere (ton):	
2.1 Imports for RSA			2.1 Invoere vir RSA	
Commodity	Latest week/ Jongste week: 4 - 10 Aug 2018	Total: current marketing year/ Totaal: huidige bemarkingsjaar	Total: same period previous marketing year/ Totaal: selfde periode vorige bemarkingsjaar	Kommoditeit
White maize	0	0	0	Witmielies
Yellow maize	0	0	0	Geelmielies
Maize Total	0	0	0	Mielies Totaal
Wheat	22 900	1 815 759	712 769	Koring

### Origin of imports / Oorsprong van invoere

White maize/Witmielies	Yellow maize/Geelmielies	Wheat/Koring
		Argentina
		Canada
		Czech Republic
		Germany
		Latvia
		Lithuania
		Poland
		Romania
		Russia
		Ukraine
		USA

2.2 Imports for other countries			2.2 Invoere vir ander lande	
Commodity	Latest week/ Jongste week: 4 - 10 Aug 2018	Total: current marketing year/ Totaal: huidige bemarkingsjaar	Total: same period previous marketing year/ Totaal: selfde periode vorige bemarkingsjaar	Kommoditeit
White maize	0	0	0	Witmielies
Yellow maize	0	0	0	Geelmielies
Maize Total	0	0	0	Mielies Totaal
Wheat	0	225 356	193 863	Koring

### Origin of imports / Oorsprong van invoere

White maize/Witmielies	Yellow maize/Geelmielies	Wheat/Koring
		Argentina
		Canada
		Germany
		Latvia
		Lithuania
		Poland
		Russia
		Ukraine
		USA

**3. Exports (ton):**

**3.1 RSA Exports**

Commodity	Latest week/ Jongste week: 4 - 10 Aug 2018	Total: current marketing year/ Totaal: huidige bemarkingsjaar	Total: same period previous marketing year/ Totaal: selfde periode vorige bemarkingsjaar	Kommoditeit
White maize	5 498	119 923	333 170	Witmielies
Yellow maize	29 882	948 556	648 942	Geelmielies
Maize Total	35 380	1 068 479	982 112	Mielies Totaal
Wheat	1 332	62 138	88 727	Koring

**3. Uitvoere (ton):**

**3.1 RSA Uitvoere**

**Destination of exports / Bestemming van uitvoere**

White maize/Witmielies	Yellow maize/Geelmielies	Wheat/Koring
Botswana	Botswana	Botswana
Lesotho	Italy	Lesotho
Mozambique	Japan	Namibia
Namibia	Korea	Swaziland
Spain	Lesotho	Zambia
Swaziland	Mozambique	Zimbabwe
	Namibia	
	Swaziland	
	Taiwan	
	Vietnam	

**3.2 Imports for Exports**

**3.2 Invoere vir Uitvoere**

Commodity	0	0	19 165	Witmielies
White maize	0	0	0	Geelmielies
Yellow maize	0	0	19 165	Mielies Totaal
Maize Total	0	0	196 049	Koring
Wheat	3 183	205 441		

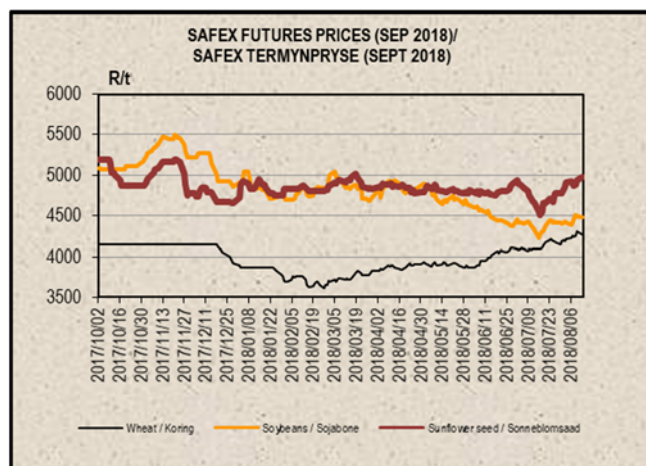
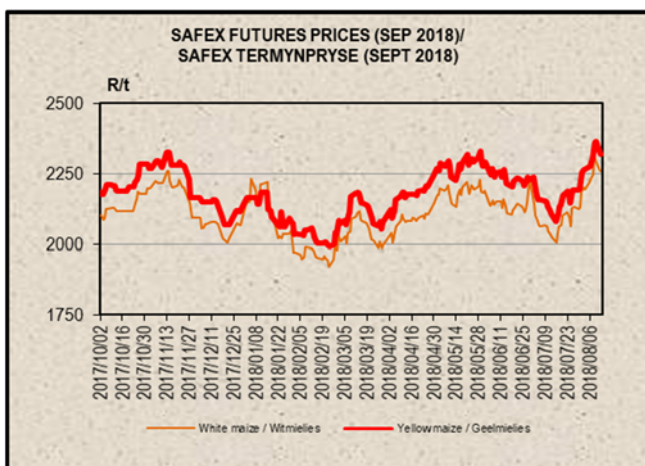
**Destination of exports / Bestemming van uitvoere**

White maize/Witmielies	Yellow maize/Geelmielies	Wheat/Koring
		Botswana
		Lesotho
		Mozambique
		Swaziland
		Zimbabwe

**4. DOMESTIC PRICES PER SAFEX (R/t)(a)**

**4. PLAASLIKE PRYSE VOLGENS SAFEX (R/t)(a)**

Commodity	Future Prices / Termynpryse (2018/08/14) R/ton					Kommoditeit
	Aug-18	Sep-18	Dec-18	Mar-19	May-19	
White maize	2235.00	2260.00	2353.00	2409.00	2455.00	Witmielies
Yellow maize	2292.00	2319.00	2416.00	2462.00	2472.00	Geelmielies
Wheat	4250.00	4269.00	4340.00	4453.00	4521.00	Koring
Sunflower	4930.00	4971.00	5085.00	5037.00	4900.00	Sonneblom
Soybeans	4440.00	4481.00	4608.00	4711.00	4740.00	Sojabone
Sorghum	n/a	3350.00	3440.00	3600.00	3577.00	Sorghum



## 5. IMPORT TARIFF ON MAIZE (b)\*

## 5. INVOERTARIEF OP MIELIES (b)\*

Derived US No2Y Yellow Maize fob (Gulf) (b)	2018-08-08	2018-08-09	2018-08-10	2018-08-13	2018-08-14	Afgeleide VSA No2Y Geelmielies vab (Golf) (b)
RSA Initial Reference Price	<b>\$110.00</b>					RSA Oorspronklike Verwysingsprys
Base price (\$/t)	117.65	117.65	117.65	117.65	117.65	Basisprys (\$/t)
Daily price (\$/t) (IGC)	176.60	175.60	171.60	170.60	172.60	Daaglikse prys (\$/t) (IGC)
Average of 21 days (\$/t)	168.79	169.65	170.17	170.65	171.22	Gemiddeld van 21 dae (\$/t)
Deviation from base price (\$/t)	-51.14	-52.00	-52.52	-53.00	-53.57	Afwyking van basisprys (\$/t)
Duty on maize (\$/t)	-58.79	-59.65	-60.17	-60.65	-61.22	Reg op mielies (\$/t)
R/\$ Exchange rate (average of 21 days)	13.3352	13.3462	13.3673	13.4219	13.4716	R/\$ Wisselkoers (gemiddeld van 21 dae)
Duty on maize before adjustment (R/t)	-783.98	-796.10	-804.31	-814.04	-824.73	Reg op mielies voor aanpassing (R/t)
Real effective exchange rate index	0.8951	0.8951	0.8951	0.8951	0.8951	Reële effektiewe wisselkoersindeks
Duty on maize (R/t)	-701.74	-712.59	-719.94	-728.65	-738.22	Reg op mielies (R/t)
<b>Tariff Gazetted 2006/12/08</b>	<b>R0.00/t</b>					<b>Tarief gepubliseer 2006/12/08</b>

## 6. IMPORT TARIFF ON WHEAT (b)\*

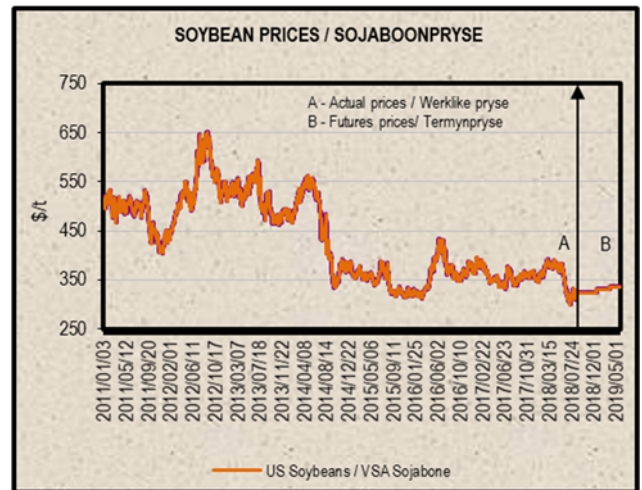
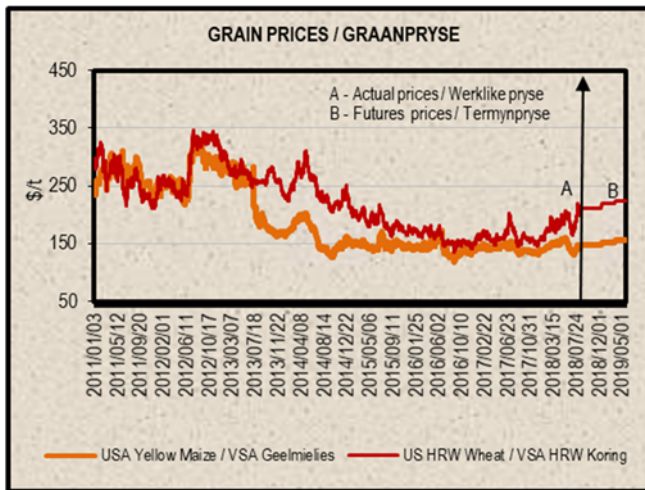
## 6. INVOERTARIEF OP KORING (b)\*

US No2 HRW fob (Gulf)	2018/07/17	2018/07/24	2018/07/31	2018/08/07	2018/08/14	VSA No2 HRW vab (Golf)
RSA Initial Reference Price	279.00	279.00	279.00	279.00	279.00	RSA Oorspronklike Verwysingsprys
Base price (\$/t)	226.33	226.33	226.33	226.33	226.33	Basis prys (\$/t)
Weekly price (\$/t) (IGC)	231.00	238.00	254.00	263.00	250.00	Weeklikse prys (\$/t) (IGC)
3 Weeks moving average (\$/t)	228.33	233.33	241.00	251.67	255.67	3 Weke skuiwende gemiddeld (\$/t)
Deviation from base price (\$/t)	-2.00	-7.00	-14.67	-25.34	-29.34	Afwyking van basisprys (\$/t)
Number of weeks that the deviation is more than \$10			1	2	3	Aantal weke wat die afwyking meer as \$10 is
Calculated duty on wheat (\$/t)	50.67	45.67	38.00	27.33	23.33	Berekende reg op koring (\$/t)
R/\$ exchange rate	13.2592	13.4718	13.1591	13.3375	14.2920	R/\$ wisselkoers
Calculated duty before adjustment (R/t)	671.84	615.26	500.05	364.51	333.43	Berekende reg voor aanpassing (R/t)
Real effective exchange rate Index	0.9080	0.9080	0.8951	0.8951	0.8951	Reële effektiewe wisselkoersindeks
Calculated duty on wheat (R/t)	610.03	558.65	447.59	326.28	298.46	Berekende reg op koring (R/t)
<b>Tariff Gazetted 2018/07/13 (R/t)</b>	<b>R 281.70</b>					<b>Tarief gepubliseer 2018/07/13 (R/t)</b>

7. PRICES - INTERNATIONAL (US\$/t)

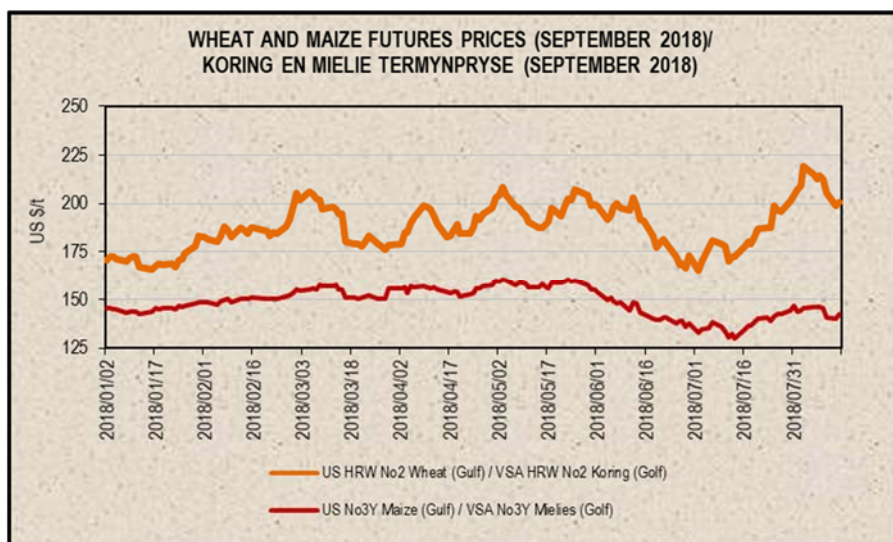
7. PRYSE - INTERNASIONAAL (VSA\$/t)

FOB (US\$/t)	Export Quotations/ Uitvoerkwotasie (b)(e)(f)				VAB (VSA\$/t)
	2018/08/14	2018/08/07	2018/07/31	2018/07/24	
US No 2 HRW Wheat (Gulf)	250.00	263.00	254.00	238.00	VSA No 2 HRW Koring (Golf)
US DNS Wheat 14% PNW	265.00	275.00	270.00	255.00	VSA DNS Koring 14% PNW
Argentine Wheat (Up River)	242.00	242.00	240.00	243.00	Argentynse Koring (Up River)
EC (France) Wheat (grade 1)	241.00	261.00	246.00	234.00	EU (Frankryk) Koring (graad 1)
EC (Germany) B Quality Wheat	248.00	262.00	251.00	240.00	EU (Duitsland) B Kwaliteit Koring
Russia Milling 12.5%	233.00	234.00	223.00	211.00	Swart See Maalkoring
US No 3Y Maize (Gulf)	171.00	175.00	173.00	166.00	VSA No3Y Mielies (Golf)
Argentine Maize (Up River)	170.00	175.00	175.00	165.00	Argentynse Mielies (Up River)
US Sorghum (Gulf)	188.00	193.00	197.00	189.00	VSA Sorghum (Golf)
Argentine Sorghum (Up River)	140.00	140.00	144.00	141.00	Argentynse Sorghum (Up River)
US Soybeans (Gulf)	339.00	350.00	350.00	338.00	VSA Sojabone (Gulf)
Argentine Soybeans (Up River)	386.00	395.00	401.00	389.00	Argentynse Sojabone (Up River)
Canadian Canola	415.00	417.00	416.00	405.00	Kanadese Canola
Argentine Groundnuts Runners 40/50	1465.00	1465.00	1465.00	1465.00	Argentynse Grondbone 40/50 Runners
US Groundnuts Runners 40/50 shelled	1342.00	1342.00	1342.00	1342.00	VSA Grondbone 40/50 Runners uitgedop
Australian Malting Barley (Commander Malt)	N/A	N/A	282.00	268.00	Australiese Moutgars (Commander Mout)



Futures prices (US\$/t) / Termynpryse (VSA\$/t) (c)(d) (2018/08/14)

Commodity	Sep-18	Dec-18	Mar-19	May-19	Jul-19	Sep-19	Kommoditeit
US No3 Yellow maize	142.59	148.18	152.75	155.35	157.63	157.71	VSA No3 Geelmielies
US No2 HRW wheat	200.47	210.32	218.70	223.18	222.08	225.31	VSA No2 HRW koring
US Soybeans	319.01	N/A	331.43	335.25	338.48	337.45	VSA Sojabone





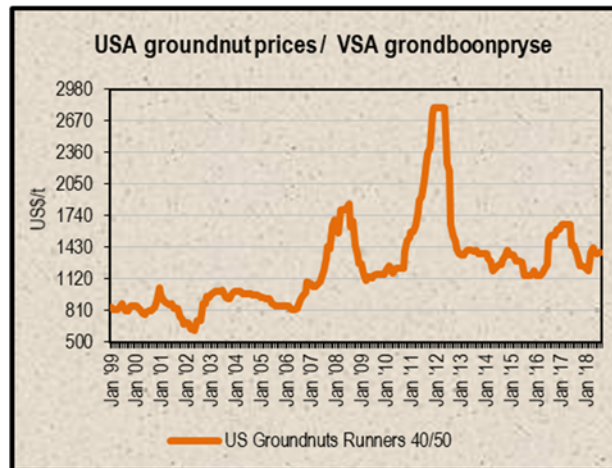
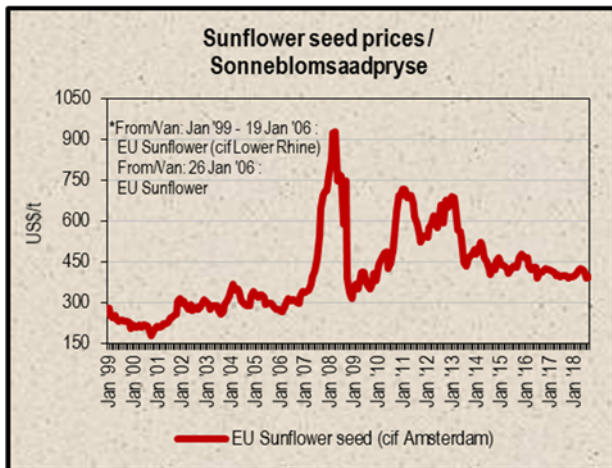
8. LOWEST REPRESENTATIVE ASKING PRICES  
(US\$/t)(e)(f)(Prices of previous week)

8. LAAGSTE VERTEENWOORDIGENDE PRYSE GEVRA  
(Pryse van vorige week)(VSA\$/t)(e)(f)

US\$/t	2018/08/09	2018/08/02	Change/ Verandering	VSA\$/t
Soybeans, Brazil, c.i.f. Rotterdam	n/a	415	n/a	Sojabone, Brasilië, k.a.v. Rotterdam
Soybeans, USA, c.i.f. Rotterdam	392	387	1.3%	Sojabone, VSA, k.a.v. Rotterdam
Groundnuts, USA Runners 40/50*	1380	1380	0.0%	Grondbone, VSA Runners 40/50*
Groundnuts, Argentine Runners 40/50*	1555	1555	0.0%	Grondbone, Argentynse Runners 40/50*
Groundnut-oil, c.i.f. Rotterdam	1285	1285	0.0%	Grondboon-olie, k.a.v. Rotterdam
Sunflower seed, EU c.i.f. Amsterdam	392	390	0.5%	Sonneblomsaad, EU k.a.v. Amsterdam
Sunflower-oil, EU (fob) N.W. Europe	750	760	-1.3%	Sonneblom-olie, EU (vab) N.W. Eur.
Rapeseed, Europe, 00, c.i.f. Hamburg	441	437	0.9%	Raapsaad, Europa, 00, k.a.v. Hamburg

\* Shelled, c.i.f. Rotterdam

\* Uitgedop k a v Rotterdam



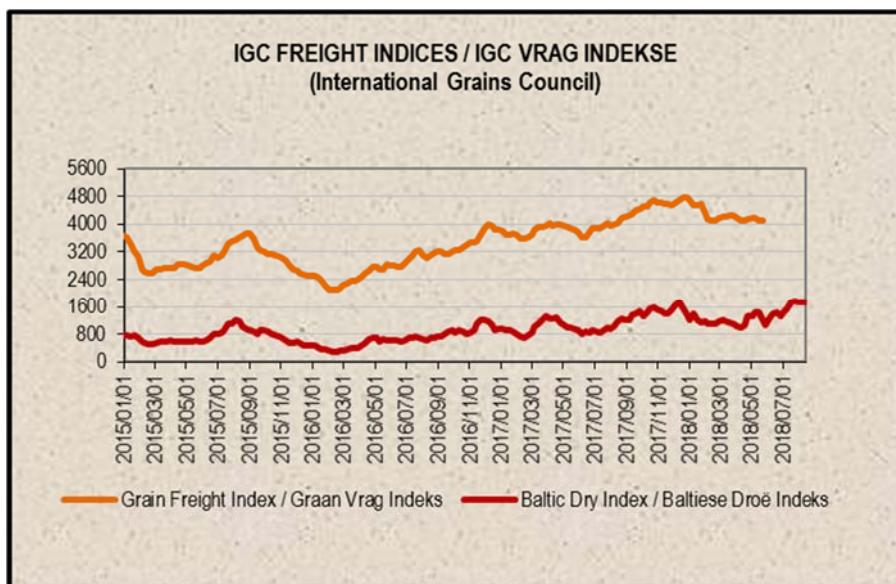
9. IGC FREIGHT INDICES (b)

9. IGC VRAG INDEKSE (b)

IGC FREIGHT INDICES / IGC VRAG INDEKSE							
	2018/07/10	2018/07/17	2018/07/24	2018/07/31	2018/08/07	2018/08/14	
Grain Freight Index*	N/A	N/A	N/A	N/A	N/A	N/A	Graan Vrag Indeks*
Baltic Dry Index	1555	1721	1774	1747	1732	1725	Baltiese Droë Indeks

\* IGC Grain Freight Index has been replaced by the Grains & Oilseeds Freight Index (GOFI). Once we have all the details, the information will be available in our weekly bulletin as well as on our website.

\* IGC Graan Vrag Indeks is vervang met die Graan & Oliesaad Vrag Indeks (GOFI). Sodra ons al die detail het, sal die inligting in ons weeklikse bulletin, sowel as op ons webwerf beskikbaar wees.



10. IMPORT PARITY PRICES – SUMMER GRAINS (b)

10. INVOERPARITEITPRYSE - SOMERGRANE (b)

INVOERPARITEITPRYSE VAN SOMERGRANE (BTW UITGESLT) SOOS OP				2018/08/14		IMPORT PARITY PRICES OF SUMMER GRAINS (VAT EXCL) AS ON	
ITEM	Nota/ Note	Mielies/Maize	Mielies/Maize	Sorghum	Sorghum	Sorghum	ITEM
		VSA/ USA Golf/Gulf (no.3Y) \$/t	Argentynse/ Argentina Up River \$/t	VSA/ USA Golf/Gulf \$/t	Argentynse/ Argentina Up River \$/t	Australiese/ Australian Brisbane \$/t	
Internasionale VAB pryse	a	171.00	170.00	188.00	140.00	324.00	International FOB prices
Vraggeld	b	38.00	34.00	38.00	34.00	19.00	Freight Rates
Assuransie (0.3% van VAB)		0.51	0.51	0.56	0.42	0.97	Insurance (0.3% of FOB)
1 KOSTE, ASSURANSIE EN VRAG (KAV) \$/T <i>Omskakel na R/t</i>		209.51	204.51	226.56	174.42	343.97	1 COST, INSURANCE AND FREIGHT (CIF) \$/T <i>Converted to R/t</i>
R/\$ Wisselkoers op: 2018/08/14 <a href="#">Selected historical rates - South African Reserve Bank</a>		14.2920	14.2920	14.2920	14.2920	14.2920	R/\$ Exchange rate on: 2018/08/14 <a href="#">Selected historical rates - South African Reserve Bank</a>
2 KOSTE, ASSURANSIE EN VRAG (KAV) R/t		2994.32	2922.86	3238.00	2492.81	4916.02	2 COST, INSURANCE AND FREIGHT (CIF) R/t
Finansieringskoste	c	24.61	24.02	26.61	20.49	40.41	Financing cost
3 KOSTE, ASSURANSIE, VRAG EN FINANSIERING R/t		3018.93	2946.88	3264.61	2513.30	4956.43	3 COST, INSURANCE, FREIGHT AND FINANCING R/t
Aflaakoste:	d, e						Discharging cost:
- Kaapstad		205.87	205.87	n/a	n/a	n/a	- Cape Town
- Durban		199.28	199.28	203.37	203.37	203.37	- Durban
Invoertarif	f	0.00	0.00	80.61	60.03	138.92	Import Tariff
4 VRY OP SPOOR (VOS) R/t							4 FREE ON RAIL (FOR) R/t
- Kaapstad		3224.80	3152.75	n/a	n/a	n/a	- Cape Town
- Durban		3218.21	3146.16	3345.22	2573.33	5095.35	- Durban
Spoorvragkoste	g						Railage cost
- Durban na Randfontein		320.00	320.00	320.00	320.00	320.00	- Durban to Randfontein
5 GELEWER: - Durban na Randfontein R/ton		3538.21	3466.16	3665.22	2893.33	5415.35	5 DELIVERED: - Durban to Randfontein R/ton

Notas/Notes:

a Bron van pryse en vraggeld : IGC GMI  
Source of prices and freight rates: IGC GMI

2018/08/14

Termyn / Term	US\$/ton (VAB/FOB)	Vraggeld/Freight Rate:	US\$/ton
Mielies/Maize: VSA/USA (Golf/Gulf No.3Y)	Aug 2018 171.00	US Golf / Gulf	38.00
Mielies/Maize: Argentinië/Argentinia (Up River)	Aug 2018 170.00	Argentinië / Argentina	34.00
Sorghum: VSA/USA (Golf / Gulf/Milo)	Sep 2018 188.00	Australië/Australia	19.00
Sorghum: Argentinië/Argentinia (Up River)	Aug 2018 140.00		
Sorghum: Australië/Australia (Brisbane)	Aug 2018 324.00		

b Vraggeld: bereken vir vragte van +/- 20 000 - 30 000t / Freight rates: calculated for freights of +/- 20 000 - 30 000t

c Finansieringskoste: 30 000t @ KAV @ primakoers vir 30 dae. Bron/Source: SARB 10.00% 2018/03/29  
Financing cost: 30 000t @ CIF @ prime rate for 30 days.

	Mielies/Maize:	Sorghum
Kaapstad / Cape Town:	205.87	n/a
Durban:	199.28	203.37

d Aflaakoste / Discharging costs (R/ton):

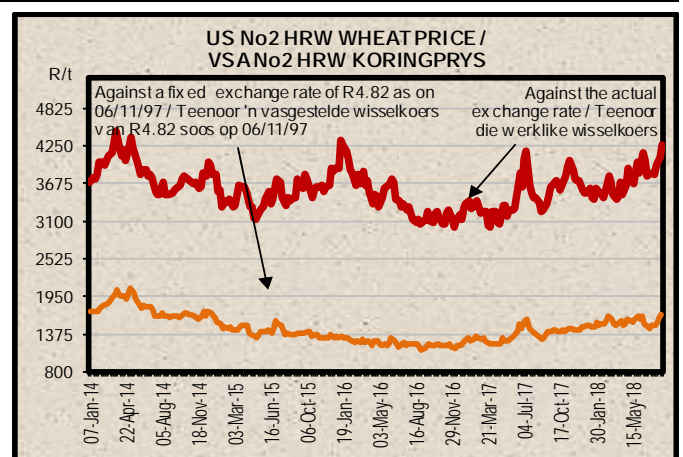
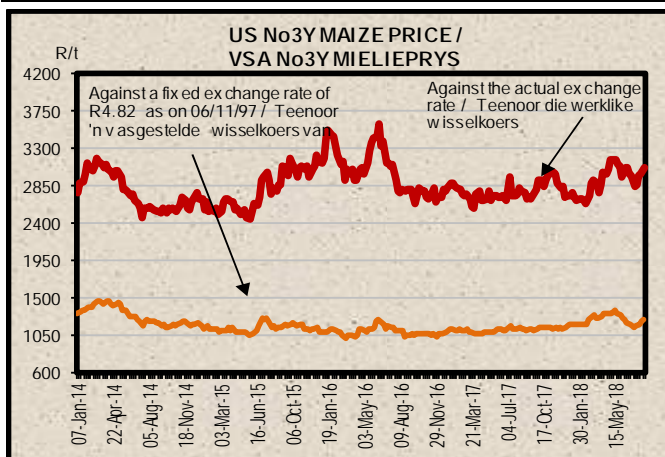
Bron / Source: Mainport Africa Shipping

e Ingesluit: Kaaigelde, hantering, kaaibesig, agente/dokumentasie, logistiek & opnames (inspeksie van skeepsvrag) /  
Included: Wharfage, handling, wharf supervision, agent/documentation, logistic & survey (inspection of shipload).  
Uitgesluit: Gesondheidsinspeksie-, skeepagentskapfooi, strooktoetsingsfooi vir GMO, opbergingskoste asook BTW en invoerbelasting /  
Excluded: Health inspection fee, Ship agency fee, strip testing fees for GMO, storage costs as well as VAT and import duty.  
N.B: Slegs 'n aanduiding, aangesien koste van opname beding kan word / N.B: Indication only, as cost of survey can be negotiated.

f Invoertarif / Import Tariff:

Mielies/Maize = Vry / Free  
Sorghum = 3% op VAB / on FOB

g Neem asb. kennis van die verandering in Spoornet se standaard spoorvrag op 1 April 2018, na R320.00.  
Please note the change in Spoornet's standard railage cost on 1 April 2018 to R320.00.



11. IMPORT PARITY PRICES – WINTER CEREALS (b)

11. INVOERPARITEITPRYSSE - WINTERGRANE (b)

INVOERPARITEITPRYSSE VAN WINTERGRANE (BTW UITGESLT) SOOS OP		2018/08/14					IMPORT PARITY PRICES OF WINTER CEREALS (VAT EXCL) AS ON		
ITEM	Nota / Note	Koring/Wheat	Koring/Wheat	Koring/Wheat	Koring/Wheat	Koring/Wheat	Gars/Barley	Gars/Barley	ITEM
		VSA/ USA Golf/Gulf HRW	VSA/ USA PNW DNS	Argentynse/ Argentine Up River Trigo Pan	EU Duitsland/ Germany Hamburg B kwaliteit/ quality R/t	Russies/ Russian Black Sea 12.50%	Australiese/ Australian Fremantle Mout/Malting	Franse/ French Rouen Mout/Malting	
Internasionale VAB pryse	a	\$/t	\$/t	\$/t	\$/t	\$/t	\$/t	\$/t	International FOB prices
Vraggeld	b	250.00	265.00	242.00	248.00	234.00	282.00	290.00	Freight Rates
Assuransie (0.3% van VAB)		38.00	38.00	34.00	31.00	35.00	20.00	32.00	Insurance (0.3% of FOB)
1 KOSTE, ASSURANSIE EN VRAG (KAV) \$/T		0.75	0.80	0.73	0.74	0.70	0.85	0.87	1 COST, INSURANCE AND FREIGHT (CIF) \$/T
<i>Omskakel na R/t</i>		288.75	303.80	276.73	279.74	269.70	302.85	322.87	<i>Converted to R/t</i>
R/\$ Wisselkoers op: 2018/08/14		14.2920	14.2920	14.2920	14.2920	14.2920	14.2920	14.2920	R/\$ Exchange rate on: 2018/08/14
<a href="#">Selected historical rates - South African Reserve Bank</a>		R/t	R/t	R/t	R/t	R/t	R/t	R/t	<a href="#">Selected historical rates - South African Reserve Bank</a>
2 KOSTE, ASSURANSIE EN VRAG (KAV) R/t		4126.82	4341.91	3955.03	3998.04	3854.55	4328.33	4614.46	2 COST, INSURANCE AND FREIGHT (CIF) R/t
Finansieringskoste	c	33.92	35.69	32.51	32.86	31.68	35.58	37.93	Financing cost
3 KOSTE, ASSURANSIE, VRAG EN FINANSIERING R/t	d, e	4160.74	4377.60	3987.54	4030.90	3886.23	4363.91	4652.39	3 COST, INSURANCE, FREIGHT AND FINANCING R/t
Aflaaiikoste									Discharging cost
3.1 Kaapstad (Hoofsaaklik kaalhyskraan metode)		205.87	205.87	205.87	205.87	205.87	213.98	213.98	3.1 Cape Town (Mainly shore cranes method)
3.2 Durban (Hoofsaaklik suig-in-silo metode)		202.03	202.03	202.03	202.03	202.03	203.37	203.37	3.2 Durban (Mainly suction into silo method)
Invoertarif op koring	f	281.70	281.70	281.70	281.70	281.70	0.00	0.00	Import Tariff on wheat
4 VRY OP SPOOR (VOS) R/t									4 FREE ON RAIL (FOR) R/t
4.1 Kaapstadhawe		4648.31	4865.17	4475.11	4518.47	4373.80	4577.89	4866.37	4.1 Cape Town Harbour
4.2 Durbanhawe		4644.47	4861.33	4471.27	4514.63	4369.96	4567.28	4855.76	4.2 Durban Harbour
Spoorvragkoste	g						n/a	n/a	Railage cost
- Kaapstad na Paarl		160.59	160.59	160.59	160.59	160.59			- Cape Town to Paarl
- Durban na Randfontein		320.00	320.00	320.00	320.00	320.00	320.00	320.00	- Durban to Randfontein
<b>5 GELEWER:</b>									<b>5 DELIVERED:</b>
- Kaapstad na Paarl R/ton		4808.90	5025.76	4635.70	4679.06	4534.39	n/a	n/a	- Cape Town to Paarl R/ton
- Durban na Randfontein R/ton		4964.47	5181.33	4791.27	4834.63	4689.96	4887.28	5175.76	- Durban to Randfontein R/ton

Notas/Notes:

2018/08/14

a Bron van pryse en vraggeld : IGC GMI  
Source of prices and freight rates: IGC GMI

Termyn / Term	VAB/FOB		Vraggeld / Freight Rate:	Gars/Barley =
	US\$/ton	US\$/ton		
Koring/Wheat: HRW No 2 (Hard Red Winter) Golf / Gulf	Aug 2018	250.00	US (Golf / Gulf)	38.00
Koring/Wheat: DNS 14% No 2 (Dark Northern Spring) Golf / Gulf	Aug 2018	265.00	Argentinië / Argentine (Upriver)	34.00
Koring/Wheat: Argentinië / Argentine (Up River) Trigo Pan	Aug 2018	242.00	EEC (Bordeaux Hamburg)	31.00
Koring/Wheat: EU (Duitsland / Germany) B kwaliteit / quality	Aug 2018	248.00	Australië / Australia (Eastern)	19.00
Koring/Wheat: Russian Milling 12.5%	Aug 2018	234.00	Black Sea	35.00
Gars/Barley: Australiese moutgars/Australian malting barley (Adelaide)	Aug 2018	282.00	(1)	
Gars/Barley: Franse moutgars/French malting barley (Rouen)	Aug 2018	290.00		

b Vraggeld: bereken vir vragte van +/- 20 000 - 30 000t. / Freight rates: calculated for freights of +/- 20 000 - 30 000t.

c Finansieringskoste: 30 000t @ KAV @ primakoers vir 30 dae. Bron/Source: SARB 10.00% 2018/03/29  
Financing cost: 30 000t @ CIF @ prime rate for 30 days.

d Aflaaiikoste / Discharging cost (R/ton):  
Bron / Source: Mainport Africa Shipping

	Koring/Wheat:	Gars/Barley:
Kaapstad /	205.87	213.98
Durban:	202.03	203.37

e Ingesluit: Kaaigelde, hantering, kaalbesig, agente/dokumentasie, logistiek & opnames (inspeksie van skeepsvrag).

Included: Wharfage, handling, wharf supervision, agent/documentation, logistic & survey (inspection of shipload).

Uitgesluit: Gesondheidsinspeksie-, skeepagentskapfoel, strooktoetsingsfoel vir GMO, opbergingskoste asook BTW en invoerbelasting.

Excluded: Health inspection fee, Ship agency fee, strip testing fees for GMO, storage costs as well as VAT and import duty.

N.B: Slegs 'n aanduiding, aangesien koste van opname beding kan word / N.B: Indication only, as cost of survey can be negotiated.

f Invoertarif / Import Tariff:

Koring/Wheat = R281.70 p/ton

Gars/Barley = Vry/Free

g Neem asb. kennis van verandering in Spoornet se standaard spoorvrag op 1 April 2018 soos volg:

Kaapstad na Paarl R160.59 en Durban na Randfontein R320.00

Please note the change on 1 April 2018, in Spoornet's standard railrage cost as follows:

Cape Town to Paarl R160.59 and Durban to Randfontein R320.00

(1) Laaste prys ontvang op / Last price received on 2018-07-31

12. IMPORT PARITY PRICES – OIL SEEDS (b)(e)(f)

12. INVOERPARITEITPRYSE - OLIESADE (b)(e)(f)

INVOERPARITEITPRYSE VAN OLIESADE (BTW UITGESLT) SOOS OP											2018/08/14											IMPORT PARITY PRICES OF OIL SEEDS (VAT EXCL) AS ON										
ITEM	Nota/ Note	Sojabone/ Soybeans	Sojabone/ Soybeans	Sojabone/ Soybeans	Sonneblom/ Sunflower	Sonneblom/ Sunflower	Canola	Grondbone/ Groundnuts	Grondbone/ Groundnuts	ITEM																						
		VSA/ USA	Argentynse/ Argentine	Brazilië/ Brazil	EU Franse/ French	Swart See / Black Sea	Kanadese/ Canadian	Argentynse/ Argentine	VSA/ USA																							
		Golf/Gulf	Up River	Paranagua	Bordeaux		Vancouver	Raw Runners 40/50	Raw Runners 40/50																							
Internasionale VAB pryse	a	\$/t	\$/t	\$/t	\$/t		\$/t	\$/t	\$/t	International FOB prices																						
Vraggeld	b	339.00	386.00	400.00	375.00	364.00	417.00	1465.00	1342.00	Freight Rates																						
Assuransie (0.3% van VAB)		38.00	34.00	34.00	31.00	35.00	29.00	90.00	38.00	Insurance (0.3% of FOB)																						
1 KOSTE, ASSURANSIE EN VRAG (KAV) \$/T Omskakel na R/t R/\$ Wisselkoers op: 2018/08/14 <a href="#">Selected historical rates - South African Reserve Bank</a>		1.02	1.16	1.20	1.13	1.09	1.25	4.40	4.03	1 COST, INSURANCE AND FREIGHT (CIF) \$/T Converted to R/t R/\$ Exchange rate on: 2018/08/14 <a href="#">Selected historical rates - South African Reserve Bank</a>																						
2 KOSTE, ASSURANSIE EN VRAG (KAV) R/t		378.02	421.16	435.20	407.13	400.09	447.25	1559.40	1384.03	2 COST, INSURANCE AND FREIGHT (CIF) R/t																						
3 KOSTE, ASSURANSIE, VRAG EN FINANSIERING R/t	c	14.2920	14.2920	14.2920	14.2920	14.2920	14.2920	14.2920	14.2920	Financing cost																						
Finansieringskoste		R/t	R/t	R/t	R/t	R/t	R/t	R/t	R/t	3 COST, INSURANCE, FREIGHT AND FINANCING R/t																						
4 VRY OP SPOOR (VOS) R/t Durban	d, e	5402.66	6019.22	6219.88	5818.70	5718.09	6392.10	22286.94	19780.56	Discharging cost: Durban																						
Alfaakoste: Durban	f	44.41	49.47	51.12	47.82	47.00	52.54	183.18	162.58	Import Tariff:																						
Invoertarif:		5447.07	6068.69	6271.00	5866.52	5765.09	6444.64	22470.12	19943.14	4 FREE ON RAIL (FOR) R/t Durban																						
5 GELEWER: - Durban na Randfontein R/ton	g	203.37	203.37	203.37	203.37	203.37	203.37	605.32	605.32	Railage cost																						
		387.60	441.34	457.34	0.00	0.00	595.98	2093.78	1917.99	- Durban to Randfontein																						
		6038.04	6713.40	6931.71	6069.89	5968.46	7243.99	25169.22	22466.45	5 DELIVERED: - Durban to Randfontein R/ton																						
		320.00	320.00	320.00	320.00	320.00	320.00	-	-																							
		6358.04	7033.40	7251.71	6389.89	6288.46	7563.99	-	-																							

Notas/Notes:

a Bron van pryse en vraggeld / Source of prices and freight rates : IGC (GMI), Geogalos Peanut World & Oilworld

Termyn / Term	US\$/ton (VAB/FOB)	Vraggeld/Freight Rate:	US\$/ton
Sep 2018	339.00	US Golf / Gulf	38.00
Aug 2018	386.00	Argentinië / Argentina	34.00
Sep 2018	400.00	EEC (Bordeaux/Hamburg)	31.00
Aug 2018	375.00	Kanada/Canada (North Pacific)	29.00
Sep 2018	364.00	Swart See / Black Sea	35.00
Aug 2018	417.00	Grondbone/Groundnuts (ARG)	90.00
Aug 2018	1465.00		
Aug 2018	1342.00		

b Vraggeld: bereken vir vragte van +/- 20 000 - 30 000t. / Freight rates: calculated for freights of +/- 20 000 - 30 000t.

c Finansieringskoste: 30 000t @ KAV @ primakoers vir 30 dae. Bron/Source: SARB 10.00% 2018/03/29  
Financing cost: 30 000t @ CIF @ prime rate for 30 days.

	Sojabone/ Soybeans	Sonneblom/ Sunflower	Canola	Grondbone/ Groundnuts
Durban:	203.37	203.37	203.37	605.32

d Alfaakoste / Discharging costs (R/ton):  
Bron / Source: Mainport Africa Shipping

e Alfaakoste / Discharging fees:  
Ingesluit: Kaaigelde, hantering, kaaitoesig, agente/dokumentasie, logistiek & opnames (inspeksie van skeepsvrag) /  
Included: Wharfage, handling, wharf supervision, agent/documentation, logistic & survey (inspection of shipload).  
Uitgesluit: Gesondheidsinspeksie-, skeepagentskapfooi, strooktoetsingsfooi vir GMO, opbergingskoste asook BTW en invoerbelasting /  
Excluded: Health inspection fee, Ship agency fee, strip testing fees for GMO, storage costs as well as VAT and import duty.  
N.B: Slegs 'n aanduiding, aangesien koste van opname beding kan word / N.B: Indication only, as cost of survey can be negotiated.

f Invoertarif / Import Tariff:  
Sojabone/Soybeans = 8% op VAB / on FOB  
Sonneblom/Sunflower = Vry / Free  
Canola = 10% op VAB / on FOB  
Grondbone/Groundnuts = 10% op VAB / on FOB

g Neem asb. kennis van die verandering in Spoorwet se standaard spoorvrag op 1 April 2018, na R320.00  
Please note the change on 1 April 2018 in Spoorwet's standard railage cost to R320.00

\* Kwotasies is k.a.v. pryse. VAB pryse dus berekende pryse (kav minus vraggeld) / Quotes are c.i.f. prices. FOB prices are therefore calculated prices (cif minus freight rates).



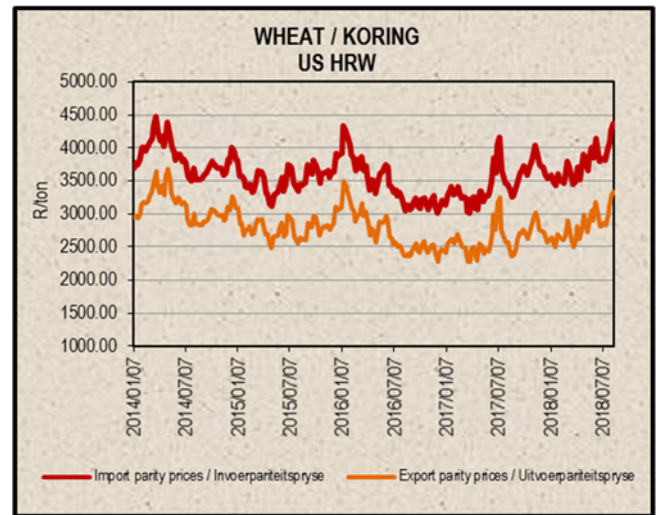
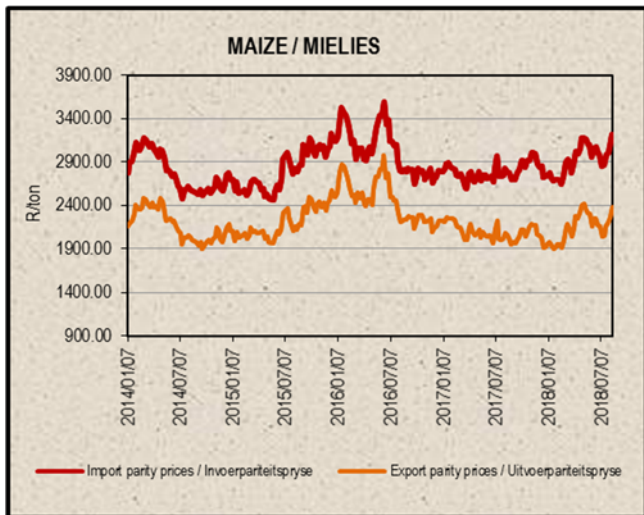
13. EXPORT PARITY PRICES (b)

13. UITVOERPARITEITPRYSE (b)

INDICATIVE EXPORT PARITY PRICES AS ON	2018/08/14				AANDUIDENDE UITVOERPARITEITSPRYSE SOOS OP
This is only an example of how an export parity price can be calculated - it can vary according to need	US No3Y Maize/ Mielies Gulf/Golf (b) Aug 2018	US HRW Wheat/Koring Gulf/Golf (b) Aug 2018	US DNS 14% Wheat/Koring PNW (b) Aug 2018	Argentine Raw Runner 40/50 Groundnuts/ Grondbone (f) Aug 2018	Hierdie is slegs 'n voorbeeld van hoe 'n uitvoerpariteitsprys bereken kan word - dit kan varieer volgens behoefte
FOB Gulf value (\$/t)	171.00	250.00	265.00	1465.00	VAB Golfwaarde (\$/t)
Difference in quality and locality of SA <sup>1</sup> Maize: Plus US\$10 (\$/t)	\$10.00				Kwaliteits- en liggingsverskil van SA <sup>1</sup> Mielies: Plus VSA\$10 (\$/t)
Groundnuts: Less 3,5% of fob value				96,5%	Grondbone: Min 3,5% van vab waarde
SA fob price (\$/t)	181.00	250.00	265.00	1413.73	SA vab prys (\$/t)
Exchange rate (1\$=): (2018/08/14) <a href="#">Selected historical rates - South African Reserve Bank</a>	14.2920	14.2920	14.2920	14.2920	Wisselkoers (1\$=): (2018/08/14) <a href="#">Selected historical rates - South African Reserve Bank</a>
FOB Gulf value (R/t)	2586.85	3573.00	3787.38	20205.03	VAB Golfwaarde (R/t)
<b>Marketing costs:</b>					<b>Bemerkings koste:</b>
Financing (Prime rate 10% - 30 days) (R/t)	21.26	29.37	31.13	166.07	Finansieringskoste (Primakoers 10% - 30 dae) (R/t)
Railage: <sup>2</sup>					Spoorvrag: <sup>2</sup>
Randfontein – Durban harbour	320.00	320.00	320.00	-	Randfontein – Durbanhawe
Loading costs: (R/t) <sup>3</sup>					Oplaaikoste: (R/t) <sup>3</sup>
Durban Harbour (Mainly spout method)	192.50	205.14	205.14	562.50	Durbanhawe (Hoofsaaklik tregeter metode)
<b>EXPORT REALISATION (R/t):</b>					<b>UITVOER REALISASIE (R/t):</b>
Randfontein	2053.09	3018.49	3231.11	19476.46	Randfontein

<p><i>Difference in quality and locality of SA (As requested by the industry)</i></p> <p><i>As from 14 June 2012, the discount/bate will no longer be used to calculate the export parity price on US HRW and a new calculation will be added for US DNS, also without the discount/bate.</i></p> <p><i>Railage costs:</i></p> <p><i>Please note that on 1 April 2018 Spoornet's standard railage cost has changed to R320.00.</i></p> <p><i>Loading costs, received from Mainport Africa Shipping:</i></p> <p><i>Included: Cargo dues, handling, wharf supervision, agency/documentation, logistics &amp; surveys (inspection of cargo).</i></p> <p><i>Excluded: Ship agent fees, health &amp; PPECB inspections, storage facility &amp; transport costs to storage facility, VAT &amp; duties.</i></p>	<p>1</p> <p>2</p> <p>3</p>	<p><i>Kwaliteits- en liggingsverskil van SA (Soos deur die bedryf versoek)</i></p> <p><i>Vanaf 14 Junie 2012 sal die diskonto/premie nie meer gebruik word by die berekening van die uitvoerpariteitprys van US HRW nie en 'n nuwe berekening word nou vir US DNS gedoen, ook sonder diskonto/premie.</i></p> <p><i>Spoorvrag koste:</i></p> <p><i>Neem asb. kennis dat Spoornet se standaard spoorvrag op 1 April 2018 verander het na R320.00.</i></p> <p><i>Oplaaikoste, ontvang van Mainport Africa Shipping:</i></p> <p><i>Ingesluit: Kaaigelde, hantering, kaaitoesig, agente/dokumentasie, logistiek &amp; opnames (inspeksie van skeepsvrag)</i></p> <p><i>Uitgesluit: Skeepagentskaps-, inspeksie-, opbergings- en vervoerkoste na opbergingsfasiliteit, BTW &amp; invoerbelasting.</i></p>
--	----------------------------	--



14. WEATHER

For local weather, please follow the link below:  
[www.weathersa.co.za](http://www.weathersa.co.za)

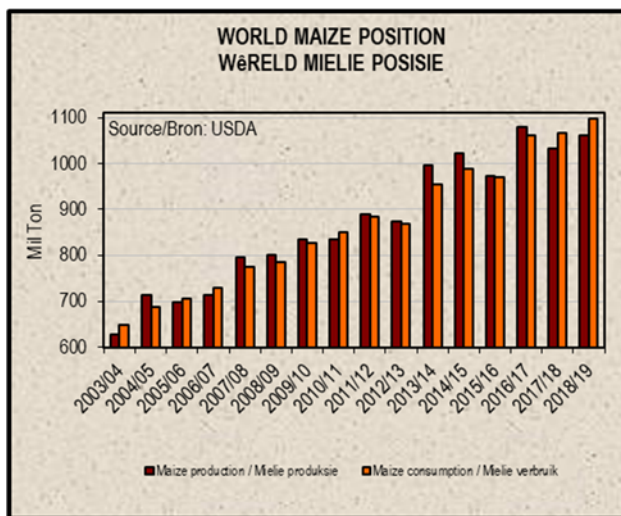
14. WEER

Vir plaaslike weer, volg asseblief die onderstaande skakel:  
[www.weathersa.co.za](http://www.weathersa.co.za)

15. SUNDRIES (g)

15. DIVERSE (g)

World Balance Sheet / Wêreld Balansstaat (2018/08/10)											
Million Ton	2018/19										Miljoen Ton
	Maize Mielies	Wheat Koring	Barley Gars	Sorghum Sorghum	Oats Hawer	Groundnuts Grondbone	Canola/ Rape-seed	Soybeans Sojabone	Sunflower seed Sonneblomsaad		
Production	1 061	730	144	59	24	45	72	367	50		Produksie
Consumption	1 099	744	146	59	24	19	70	309	45		Verbruik
Trade	157	184	29	7	2	4	17	158	2		Handel
Stock	155	259	18	5	3	3	6	106	3		Voorraad



Sources /Bronne:

(a) = Safex; (b) = International Grains Council; (c) = CBOT; (d) = KCBT;  
 (e) = Oil World; (f) = Georgalos Peanut World; (g) = USDA Fas-Online.

\* Formula according to ITAC (International Trade Administration Commission of South Africa)  
 Formule volgens ITAC (International Trade Administration Commission of South Africa)

SAGIS

Nico Hawkins

General Manager / Hoofbestuurder

**Indemnity/Vrywaring:** Although everything has been done to ensure the accuracy of the information, neither SAGIS nor any of its directors or employees takes any responsibility for actions or losses that might occur as a result of the usage of this information. / Alhoewel alles gedoen is om te verseker dat die inligting korrek is, aanvaar nie SAGIS of enige van sy direkteure of werknemers verantwoordelikheid vir enige aksies of verliese as gevolg van die inligting wat gebruik is nie.