

SAGIS WEEKLY BULLETIN / SAGIS WEEKLIKSE BULLETIN

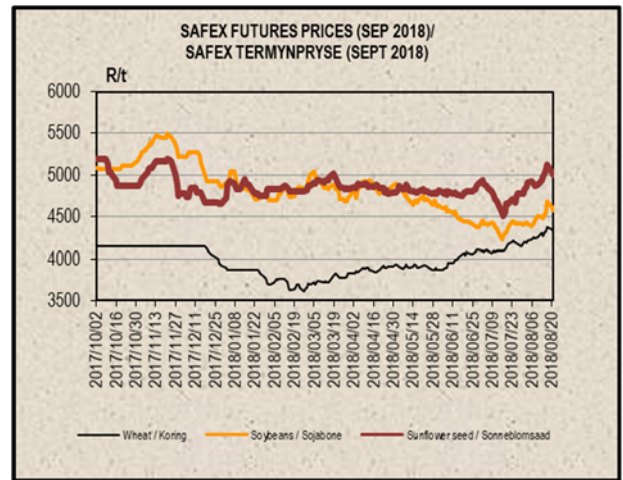
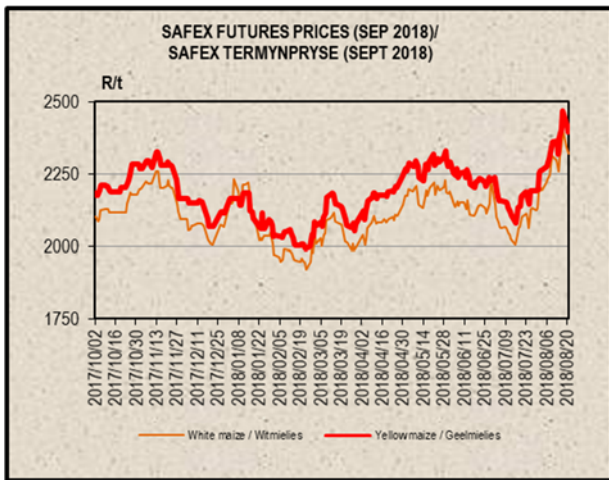
Please note that as from Thursday 23 Aug 2018, numbers 1, 2 & 3 in this bulletin will be hyperlinked with the relevant pages on our website / Neem asseblief kennis dat vanaf Donderdag 23 Aug 2018, sal nommers 1, 2 & 3 in hierdie bulletin geskakel wees met die relevante bladsye op ons webwerf.

1. PRODUCER DELIVERIES:	7. PRODUSENTELEWERINGS:
http://www.sagis.org.za/weekly_prod_deliveries.html	
2. IMPORTS & EXPORTS:	2. IN- & UITVOERE:
http://www.sagis.org.za/weekly_imp-exp.html	
3. INTENDED MAIZE IMPORTS & EXPORTS:	3. INTENSIES VIR MIELIE IN- & UITVOERE:
http://www.sagis.org.za/weekly_imp-exp.html	

4. DOMESTIC PRICES PER SAFEX (R/t)(a)

4. PLAASLIKE PRYSE VOLGENS SAFEX (R/t)(a)

Commodity	Future Prices / Termynpryse (2018/08/21) R/ton					Kommoditeit
	Aug-18	Sep-18	Dec-18	Mar-19	May-19	
White maize	2317.00	2322.00	2419.00	2470.00	2510.00	Witmielies
Yellow maize	2385.00	2394.00	2492.00	2531.00	2513.00	Geelmielies
Wheat	4313.00	4325.00	4451.00	4560.00	4580.00	Koring
Sunflower	4961.00	4999.00	5121.00	5033.00	4879.00	Sonneblom
Soybeans	4560.00	4581.00	4704.00	4805.00	4845.00	Sojabone
Sorghum	n/a	3400.00	3500.00	3600.00	3577.00	Sorghum



5. IMPORT TARIFF ON MAIZE (b)*

Derived US No2Y Yellow Maize fob (Gulf) (b)	2018-08-15	2018-08-16	2018-08-17	2018-08-20	2018-08-21	Afgeleide VSA No2Y Geelmielies vab (Golf) (b)
RSA Initial Reference Price	\$110.00					RSA Oorspronklike Verwysingsprys
Base price (\$/t)	117.65	117.65	117.65	117.65	117.65	Basisprys (\$/t)
Daily price (\$/t) (IGC)	172.60	174.60	173.60	172.60	171.60	Daaglikse prys (\$/t) (IGC)
Average of 21 days (\$/t)	171.70	172.27	172.70	172.98	173.12	Gemiddeld van 21 dae (\$/t)
Deviation from base price (\$/t)	-54.05	-54.62	-55.05	-55.33	-55.47	Afwyking van basisprys (\$/t)
Duty on maize (\$/t)	-61.70	-62.27	-62.70	-62.98	-63.12	Reg op mielies (\$/t)
R/\$ Exchange rate (average of 21 days)	13.5224	13.5783	13.6404	13.6879	13.7283	R/\$ Wisselkoers (gemiddeld van 21 dae)
Duty on maize before adjustment (R/t)	-834.33	-845.52	-855.25	-862.06	-866.53	Reg op mielies voor aanpassing (R/t)
Real effective exchange rate index	0.8951	0.8951	0.8951	0.8951	0.8951	Reële effektiewe wisselkoersindeks
Duty on maize (R/t)	-746.81	-756.83	-765.54	-771.63	-775.63	Reg op mielies (R/t)
Tariff Gazetted 2006/12/08	R0.00/t					Tarief gepubliseer 2006/12/08

5. INVOERTARIEF OP MIELIES (b)*

6. IMPORT TARIFF ON WHEAT (b)*

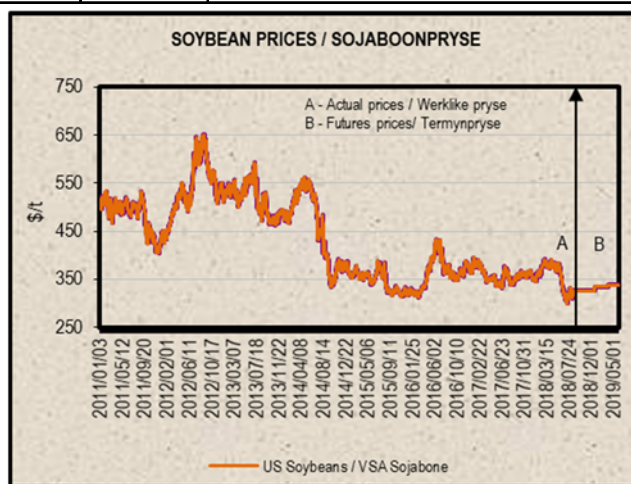
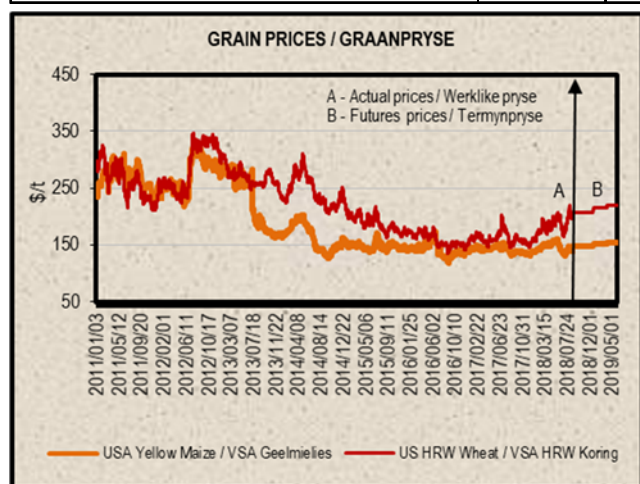
US No2 HRW fob (Gulf)	2018/07/24	2018/07/31	2018/08/07	2018/08/14	2018/08/21	VSA No2 HRW vab (Golf)
RSA Initial Reference Price	279.00	279.00	279.00	279.00	279.00	RSA Oorspronklike Verwysingsprys
Base price (\$/t)	226.33	226.33	226.33	226.33	255.67	Basis prys (\$/t)
Weekly price (\$/t) (IGC)	238.00	254.00	263.00	250.00	246.00	Weeklikse prys (\$/t) (IGC)
3 Weeks moving average (\$/t)	233.33	241.00	251.67	255.67	253.00	3 Weke skuiwende gemiddeld (\$/t)
Deviation from base price (\$/t)	-7.00	-14.67	-25.34	-29.34	2.67	Afwyking van basisprys (\$/t)
Number of weeks that the deviation is more than \$10		1	2	3		Aantal weke wat die afwyking meer as \$10 is
Calculated duty on wheat (\$/t)	45.67	38.00	27.33	23.33	26.00	Berekende reg op koring (\$/t)
R/\$ exchange rate	13.4718	13.1591	13.3375	14.2920	14.3838	R/\$ wisselkoers
Calculated duty before adjustment (R/t)	615.26	500.05	364.51	333.43	373.98	Berekende reg voor aanpassing (R/t)
Real effective exchange rate Index	0.9080	0.8951	0.8951	0.8951	0.8951	Reële effektiewe wisselkoersindeks
Calculated duty on wheat (R/t)	558.65	447.59	326.28	298.46	334.75	Berekende reg op koring (R/t)
Tariff Gazetted 2018/07/13 (R/t)	R 281.70					Tarief gepubliseer 2018/07/13 (R/t)

6. INVOERTARIEF OP KORING (b)*

7. PRICES - INTERNATIONAL (US\$/t)

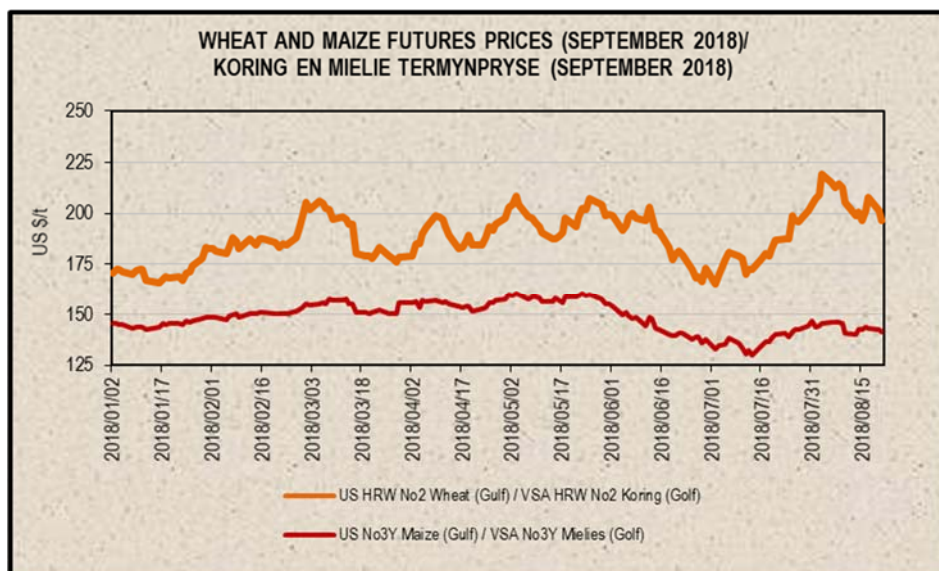
7. PRYSE - INTERNASIONAAL (VSA\$/t)

FOB (US\$/t)	Export Quotations/ Uitvoerkwotasie (b)(e)(f)				VAB (VSA\$/t)
	2018/08/21	2018/08/14	2018/08/07	2018/07/31	
US No 2 HRW Wheat (Gulf)	246.00	250.00	263.00	254.00	VSA No 2 HRW Koring (Golf)
US DNS Wheat 14% PNW	259.00	265.00	275.00	270.00	VSA DNS Koring 14% PNW
Argentine Wheat (Up River)	241.00	242.00	242.00	240.00	Argentynse Koring (Up River)
EC (France) Wheat (grade 1)	244.00	241.00	261.00	246.00	EU (Frankryk) Koring (graad 1)
EC (Germany) B Quality Wheat	252.00	248.00	262.00	251.00	EU (Duitsland) B Kwaliteit Koring
Russia Milling 12.5%	228.00	233.00	234.00	223.00	Swart See Maalkoring
US No 3Y Maize (Gulf)	170.00	171.00	175.00	173.00	VSA No3Y Mielies (Golf)
Argentine Maize (Up River)	168.00	170.00	175.00	175.00	Argentynse Mielies (Up River)
US Sorghum (Gulf)	191.00	188.00	193.00	197.00	VSA Sorghum (Golf)
Argentine Sorghum (Up River)	140.00	140.00	140.00	144.00	Argentynse Sorghum (Up River)
US Soybeans (Gulf)	339.00	339.00	350.00	350.00	VSA Sojabone (Gulf)
Argentine Soybeans (Up River)	385.00	386.00	395.00	401.00	Argentynse Sojabone (Up River)
Canadian Canola	412.00	415.00	417.00	416.00	Kanadese Canola
Argentine Groundnuts Runners 40/50	1455.00	1465.00	1465.00	1465.00	Argentynse Grondbone 40/50 Runners
US Groundnuts Runners 40/50 shelled	1341.00	1342.00	1342.00	1342.00	VSA Grondbone 40/50 Runners uitgedop
Australian Malting Barley (Commander Malt)	324.00	319.00	N/A	282.00	Australiese Moutgars (Commander Mout)



Futures prices (US\$/t) / Termynpryse (VSA\$/t) (c)(d) (2018/08/21)

Commodity	Sep-18	Dec-18	Mar-19	May-19	Jul-19	Sep-19	Kommoditeit
US No3 Yellow maize	141.57	147.32	152.04	154.80	157.08	156.45	VSA No3 Geelmielies
US No2 HRW wheat	196.36	206.57	215.76	220.09	218.48	221.64	VSA No2 HRW koring
US Soybeans	321.29	N/A	334.44	338.41	341.57	340.69	VSA Sojabone



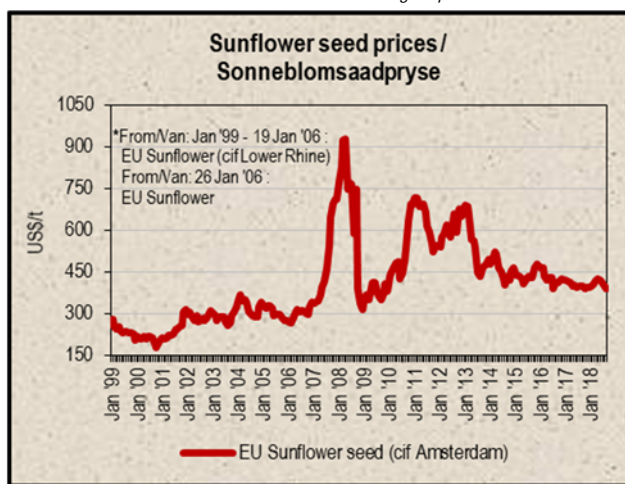
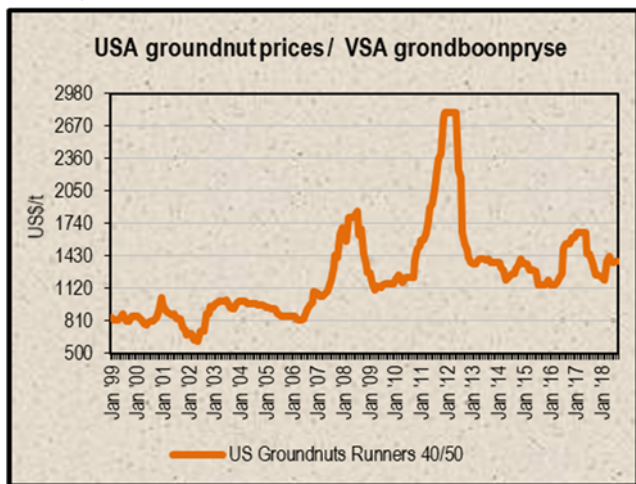
8. LOWEST REPRESENTATIVE ASKING PRICES
(US\$/t)(e)(f)(Prices of previous week)

8. LAAGSTE VERTEENWOORDIGENDE PRYSE GEVRA
(Pryse van vorige week)(VSA\$/t)(e)(f)

US\$/t	2018/08/16	2018/08/09	Change/ Verandering	VSA\$/t
Soybeans, Brazil, c.i.f. Rotterdam	n/a	n/a	n/a	Sojabone, Brasilië, k.a.v. Rotterdam
Soybeans, USA, c.i.f. Rotterdam	384	392	-2.0%	Sojabone, VSA, k.a.v. Rotterdam
Groundnuts, USA Runners 40/50*	1380	1380	0.0%	Grondbone, VSA Runners 40/50*
Groundnuts, Argentine Runners 40/50*	1555	1555	0.0%	Grondbone, Argentynse Runners 40/50*
Groundnut-oil, c.i.f. Rotterdam	1285	1285	0.0%	Grondboon-olie, k.a.v. Rotterdam
Sunflower seed, EU c.i.f. Amsterdam	390	392	-0.5%	Sonneblomsaad, EU k.a.v. Amsterdam
Sunflower-oil, EU (fob) N.W. Europe	735	750	-2.0%	Sonneblom-olie, EU (vab) N.W. Eur.
Rapeseed, Europe, 00, c.i.f. Hamburg	433	441	-1.8%	Raapsaad, Europa, 00, k.a.v. Hamburg

* Shelled, c.i.f. Rotterdam

* Uitgedop k a v Rotterdam



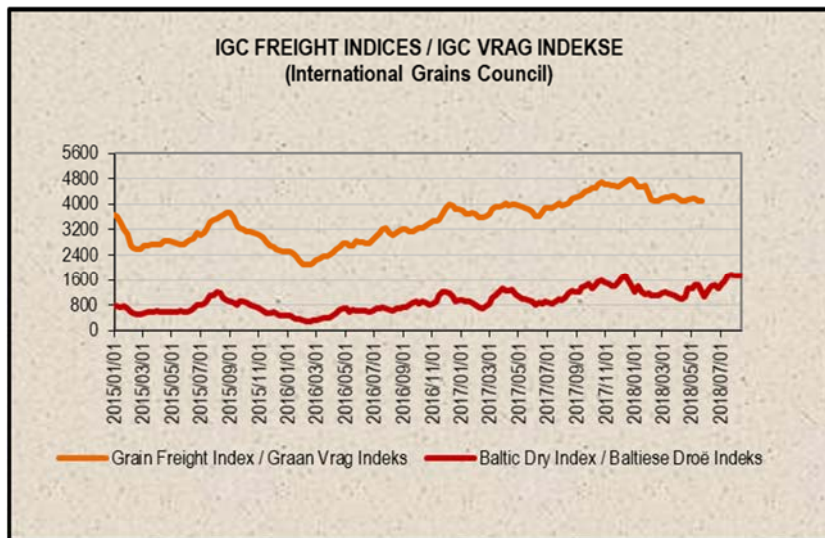
9. IGC FREIGHT INDICES (b)

9. IGC VRAG INDEKSE (b)

IGC FREIGHT INDICES / IGC VRAG INDEKSE							
	2018/07/17	2018/07/24	2018/07/31	2018/08/07	2018/08/14	2018/08/21	
Grain Freight Index*	N/A	N/A	N/A	N/A	N/A	N/A	Graan Vrag Indeks*
Baltic Dry Index	1721	1774	1747	1732	1725	1736	Baltiese Droë Indeks

* IGC Grain Freight Index has been replaced by the Grains & Oilseeds Freight Index (GOFI). Once we have all the details, the information will be available in our weekly bulletin as well as on our website.

* IGC Graan Vrag Indeks is vervang met die Graan & Oliesaad Vrag Indeks (GOFI). Sodra ons al die detail het, sal die inligting in ons weeklikse bulletin, sowel as op ons webwerf beskikbaar wees.



10. IMPORT PARITY PRICES – SUMMER GRAINS (b)

10. INVOERPARITEITPRYSE - SOMERGRANE (b)

INVOERPARITEITPRYSE VAN SOMERGRANE (BTW UITGESLT) SOOS OP				2018/08/21		IMPORT PARITY PRICES OF SUMMER GRAINS (VAT EXCL) AS ON	
ITEM	Nota/ Note	Mielies/Maize	Mielies/Maize	Sorghum	Sorghum	Sorghum	ITEM
		VSA/ USA Golf/Gulf (no.3Y)	Argentynse/ Argentine Up River	VSA/ USA Golf/Gulf	Argentynse/ Argentine Up River	Australiese/ Australian Brisbane	
		\$/t	\$/t	\$/t	\$/t	\$/t	
Internasionale VAB pryse	a	170.00	168.00	191.00	140.00	336.00	International FOB prices
Vraggeld	b	39.00	34.00	39.00	34.00	19.00	Freight Rates
Assuransie (0.3% van VAB)		0.51	0.50	0.57	0.42	1.01	Insurance (0.3% of FOB)
1 KOSTE, ASSURANSIE EN VRAG (KAV) \$/T		209.51	202.50	230.57	174.42	356.01	1 COST, INSURANCE AND FREIGHT (CIF) \$/T
<i>Omskakel na R/t</i>							<i>Converted to R/t</i>
R/\$ Wisselkoers op: 2018/08/21		14.3838	14.3838	14.3838	14.3838	14.3838	R/\$ Exchange rate on: 2018/08/21
Selected historical rates - South African Reserve Bank		R/t	R/t	R/t	R/t	R/t	Selected historical rates - South African Reserve Bank
2 KOSTE, ASSURANSIE EN VRAG (KAV) R/t		3013.55	2912.72	3316.47	2508.82	5120.78	2 COST, INSURANCE AND FREIGHT (CIF) R/t
Finansieringskoste	c	24.77	23.94	27.26	20.62	42.09	Financing cost
3 KOSTE, ASSURANSIE, VRAG EN FINANSIERING R/t		3038.32	2936.66	3343.73	2529.44	5162.87	3 COST, INSURANCE, FREIGHT AND FINANCING R/t
Allaakoste:	d, e						Discharging cost:
- Kaapstad		205.87	205.87	n/a	n/a	n/a	- Cape Town
- Durban		199.28	199.28	203.37	203.37	203.37	- Durban
Invoertarif	f	0.00	0.00	82.42	60.41	144.99	Import Tariff
4 VRY OP SPOOR (VOS) R/t							4 FREE ON RAIL (FOR) R/t
- Kaapstad		3244.19	3142.53	n/a	n/a	n/a	- Cape Town
- Durban		3237.60	3135.94	3426.15	2589.85	5307.86	- Durban
Spoorvragkoste	g						Railage cost
- Durban na Randfontein		320.00	320.00	320.00	320.00	320.00	- Durban to Randfontein
5 GELEWER:							5 DELIVERED:
- Durban na Randfontein R/ton		3557.60	3455.94	3746.15	2909.85	5627.86	- Durban to Randfontein R/ton

Notas/Notes:

a Bron van pryse en vraggeld : IGC GMI
Source of prices and freight rates: IGC GMI

2018/08/21

Termyn / Term	US\$/ton (VAB/FOB)	Vraggeld/Freight Rate:	US\$/ton
Mielies/Maize: VSA/USA (Golf/Gulf No.3Y)	Aug 2018 170.00	US Golf / Gulf	39.00
Mielies/Maize: Argentinië/Argentinia (Up River)	Aug 2018 168.00	Argentinië / Argentinia	34.00
Sorghum: VSA/USA (Golf / Gulf Milo)	Sep 2018 191.00	Australië/Australia	19.00
Sorghum: Argentinië/Argentinia (Up River)	Aug 2018 140.00		
Sorghum: Australië/Australia (Brisbane)	Aug 2018 336.00		

b Vraggeld: bereken vir vragte van +/- 20 000 - 30 000t / Freight rates: calculated for freights of +/- 20 000 - 30 000t

c Finansieringskoste: 30 000t @ KAV @ primakoers vir 30 dae. Bron/Source: SARB 10.00% 2018/03/29
Financing cost: 30 000t @ CIF @ prime rate for 30 days.

d Allaakoste / Discharging costs (R/ton):

	Mielies/Maize:	Sorghum
Kaapstad / Cape Town:	205.87	n/a
Durban:	199.28	203.37

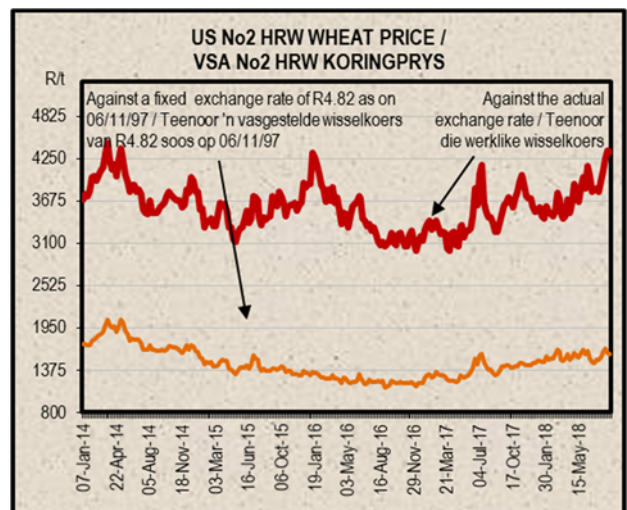
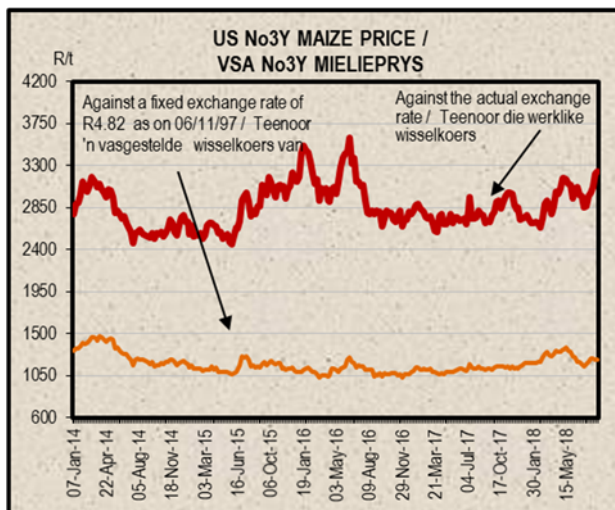
Bron / Source: Mainport Africa Shipping

e Ingesluit: Kaai gelde, hantering, kaailoësig, agente/dokumentasie, logistiek & opnames (inspeksie van skeepsvrag) / Included: Wharfage, handling, wharf supervision, agent/documentation, logistic & survey (inspection of shipload).
Uitgesluit: Gesondheidsinspeksie-, skeepsagentskapfooi, strookboksingsfooi vir GMO, obergingskoste asook BTW en invoerbelasting / Excluded: Health inspection fee, Ship agency fee, strip lashing fees for GMO, storage costs as well as VAT and import duty.
N.B: Slegs 'n aanduiding, aangesien koste van opname beding kan word / N.B: Indication only, as cost of survey can be negotiated.

f Invoertarif / Import Tariff:

Mielies/Maize = Vry / Free
Sorghum = 3% op VAB / on FOB

g Neem asb. kennis van die verandering in Spoornet se standaard spoorvrag op 1 April 2018, na R320.00.
Please note the change in Spoornet's standard railage cost on 1 April 2018 to R320.00.



11. IMPORT PARITY PRICES – WINTER CEREALS (b)

11. INVOERPARITEITPRYSSE - WINTERGRANE (b)

INVOERPARITEITPRYSSE VAN WINTERGRANE (BTW UITGESLT) SOOS OP					IMPORT PARITY PRICES OF WINTER CEREALS (VAT EXCL) AS ON				
ITEM	Nota / Note	Koring/Wheat	Koring/Wheat	Koring/Wheat	Koring/Wheat	Koring/Wheat	Gars/Barley	Gars/Barley	ITEM
		VSA/ USA Golf/Gulf	VSA/ USA PNW	Argentynse/ Argentine Up River	EU Duitsland/ Germany Hamburg B kwaliteit/ quality	Russies/ Russian Black Sea	Australiese/ Australian Fremantle	Franse/ French Rouen	
		HRW	DNS	Trigo Pan		12.50%	Mout/Malting	Mout/Malting	
		\$/t	\$/t	\$/t	\$/t	\$/t	\$/t	\$/t	
Internasionale VAB pryse	a	246.00	259.00	241.00	252.00	228.00	324.00	293.00	International FOB prices
Vraggeld	b	39.00	39.00	34.00	32.00	36.00	20.00	33.00	Freight Rates
Assuransie (0.3% van VAB)		0.74	0.78	0.72	0.76	0.68	0.97	0.88	Insurance (0.3% of FOB)
1 KOSTE, ASSURANSIE EN VRAG (KAV) \$/T		285.74	298.78	275.72	284.76	264.68	344.97	326.88	1 COST, INSURANCE AND FREIGHT (CIF) \$/T
<i>Omskakel na R/t</i>									<i>Converted to R/t</i>
R/\$ Wisselkoers op: 2018/08/21		14.3838	14.3838	14.3838	14.3838	14.3838	14.3838	14.3838	R/\$ Exchange rate on: 2018/08/21
Selected historical rates - South African Reserve Bank		R/t	R/t	R/t	R/t	R/t	R/t	R/t	Selected historical rates - South African Reserve Bank
2 KOSTE, ASSURANSIE EN VRAG (KAV) R/t		4110.03	4297.59	3965.90	4095.93	3807.10	4961.98	4701.78	2 COST, INSURANCE AND FREIGHT (CIF) R/t
Finansieringskoste	c	33.78	35.32	32.60	33.67	31.29	40.78	38.64	Financing cost
3 KOSTE, ASSURANSIE, VRAG EN FINANSIERING R/t	d, e	4143.81	4332.91	3998.50	4129.60	3838.39	5002.76	4740.42	3 COST, INSURANCE, FREIGHT AND FINANCING R/t
Aflaalkoste									Discharging cost
3.1 Kaapstad (Hoofsaaklik kaaihyskraan metode)		205.87	205.87	205.87	205.87	205.87	213.98	213.98	3.1 Cape Town (Mainly shore cranes method)
3.2 Durban (Hoofsaaklik suig-in-silo metode)		202.03	202.03	202.03	202.03	202.03	203.37	203.37	3.2 Durban (Mainly suction into silo method)
Invoertarief op koring	f	281.70	281.70	281.70	281.70	281.70	0.00	0.00	Import Tariff on wheat
4 VRY OP SPOOR (VOS) R/t									4 FREE ON RAIL (FOR) R/t
4.1 Kaapstadhawe		4631.38	4820.48	4486.07	4617.17	4325.96	5216.74	4954.40	4.1 Cape Town Harbour
4.2 Durbanhawe		4627.54	4816.64	4482.23	4613.33	4322.12	5206.13	4943.79	4.2 Durban Harbour
Spoorvragkoste	g								Railage cost
- Kaapstad na Paarl		160.59	160.59	160.59	160.59	160.59	n/a	n/a	- Cape Town to Paarl
- Durban na Randfontein		320.00	320.00	320.00	320.00	320.00	320.00	320.00	- Durban to Randfontein
5 GELEWER:									5 DELIVERED:
- Kaapstad na Paarl R/ton		4791.97	4981.07	4646.66	4777.76	4486.55	n/a	n/a	- Cape Town to Paarl R/ton
- Durban na Randfontein R/ton		4947.54	5136.64	4802.23	4933.33	4642.12	5526.13	5263.79	- Durban to Randfontein R/ton

Notas/Notes:
 a Bron van pryse en vraggeld : IGC GMI
 Source of prices and freight rates: IGC GMI

2018/08/21

Termyn / Term	VAB/FOB		Vraggeld / Freight Rate:	Gars/Barley =
	US\$/ton	US\$/ton		
Koring/Wheat: HRW No 2 (Hard Red Winter) Golf / Gulf	Aug 2018	246.00	US (Golf / Gulf)	39.00
Koring/Wheat: DNS 14% No 2 (Dark Northern Spring) Golf / Gulf	Aug 2018	259.00	Argentinië / Argentine (Upriver)	34.00
Koring/Wheat: Argentinië / Argentine (Up River) Trigo Pan	Aug 2018	241.00	EEC (Bordeaux Hamburg)	32.00
Koring/Wheat: EU (Duitsland / Germany) B kwaliteit / quality	Aug 2018	252.00	Australië / Australia (Eastern)	19.00
Koring/Wheat: Russian Milling 12.5%	Aug 2018	228.00	Black Sea	36.00
Gars/Barley: Australiese moutgars/Australian malting barley (Adelaide)	Aug 2018	324.00	(1)	
Gars/Barley: Franse moutgars/French malting barley (Rouen)	Aug 2018	293.00		

b Vraggeld: bereken vir vragte van +/- 20 000 - 30 000t / Freight rates: calculated for freights of +/- 20 000 - 30 000t

c Finansieringskoste: 30 000t @ KAV @ primakoers vir 30 dae. Bron/Source: SARB 10.00% 2018/03/29
 Financing cost: 30 000t @ CIF @ prime rate for 30 days.

d Aflaalkoste / Discharging cost (R/ton):
 Bron / Source: Mainport Africa Shipping

	Koring/Wheat:	Gars/Barley:
Kaapstad /	205.87	213.98
Durban:	202.03	203.37

e Ingesluit: Kaaihelde, hantering, kaaitoesig, agente/dokumentasie, logistiek & opnames (inspeksie van skeepsvrag).
 Included: Wharfage, handling, wharf supervision, agent/documentation, logistic & survey (inspection of shipload).
 Uitgesluit: Gesondheidsinspeksie-, skeepagentskapfooi, strooktoetsingsfooi vir GMO, opbergingskoste asook BTW en invoerbelasting.
 Excluded: Health inspection fee, Ship agency fee, strip testing fees for GMO, storage costs as well as VAT and import duty.
 N.B: Slegs 'n aanduiding, aangesien koste van opname beding kan word / N.B: Indication only, as cost of survey can be negotiated.

f Invoertarief / Import Tariff:
 Koring/Wheat = R281.70 p/ton
 Gars/Barley = Vry/Free

g Neem asb. kennis van verandering in Spoornet se standaard spoorvrag op 1 April 2018 soos volg:
 Kaapstad na Paarl R160.59 en Durban na Randfontein R320.00
 Please note the change on 1 April 2018, in Spoornet's standard railrage cost as follows:
 Cape Town to Paarl R160.59 and Durban to Randfontein R320.00

(1) Laaste prys ontvang op / Last price received on 2018-07-31

12. IMPORT PARITY PRICES – OIL SEEDS (b)(e)(f)

12. INVOERPARITEITPRYSE - OLIESADE (b)(e)(f)

INVOERPARITEITPRYSE VAN OLIESADE (BTW UITGESLT) SOOS OP		2018/08/21								IMPORT PARITY PRICES OF OIL SEEDS (VAT EXCL) AS ON	
ITEM	Nota/ Note	Sojabone/ Soybeans	Sojabone/ Soybeans	Sojabone/ Soybeans	Sonneblom/ Sunflower	Sonneblom/ Sunflower	Canola	Grondbone/ Groundnuts	Grondbone/ Groundnuts	ITEM	
		VSA/ USA Golf/Gulf	Argentynse/ Argentine Up River	Brazilië/ Brazil Paranagua	EU Franse/ French Bordeaux	Swart See / Black Sea	Kanadese/ Canadian Vancouver	Argentynse/ Argentine Raw Runners 40/50	VSA/ USA Raw Runners 40/50		
Internasionale VAB pryse	a	\$/t	\$/t	\$/t	\$/t		\$/t	\$/t	\$/t	International FOB prices	
Vraggeld	b	339.00	385.00	398.00	377.00	365.00	412.00	1455.00	1341.00	Freight Rates	
Assuransie (0.3% van VAB)		39.00	34.00	34.00	32.00	36.00	29.00	90.00	39.00	Insurance (0.3% of FOB)	
1 KOSTE, ASSURANSIE EN VRAG (KAV) \$/T		1.02	1.16	1.19	1.13	1.10	1.24	4.37	4.02	1 COST, INSURANCE AND FREIGHT (CIF) \$/T	
<i>Omskakel na R/t</i>		379.02	420.16	433.19	410.13	402.10	442.24	1549.37	1384.02	<i>Converted to R/t</i>	
R/\$ Wisselkoers op: 2018/08/21		14.3838	14.3838	14.3838	14.3838	14.3838	14.3838	14.3838	14.3838	R/\$ Exchange rate on: 2018/08/21	
Selected historical rates - South African Reserve Bank		R/t	R/t	R/t	R/t	R/t	R/t	R/t	R/t	Selected historical rates - South African Reserve Bank	
2 KOSTE, ASSURANSIE EN VRAG (KAV) R/T		5451.75	6043.50	6230.92	5899.23	5783.73	6361.09	22285.83	19907.47	2 COST, INSURANCE AND FREIGHT (CIF) R/T	
Finansieringskoste	c	44.81	49.67	51.21	48.49	47.54	52.28	183.17	163.62	Financing cost	
3 KOSTE, ASSURANSIE, VRAG EN FINANSIERING R/T		5496.56	6093.17	6282.13	5947.72	5831.27	6413.37	22469.00	20071.09	3 COST, INSURANCE, FREIGHT AND FINANCING R/T	
Alfaaikoste: Durban	d, e	203.37	203.37	203.37	203.37	203.37	203.37	605.32	605.32	Discharging cost: Durban	
Invoertarif:	f	390.09	443.02	457.98	0.00	0.00	592.61	2092.84	1928.87	Import Tariff:	
4 VRY OP SPOOR (VOS) R/t Durban		6090.02	6739.56	6943.48	6151.09	6034.64	7209.35	25167.16	22605.28	4 FREE ON RAIL (FOR) R/t Durban	
Spoorvragkoste	g	320.00	320.00	320.00	320.00	320.00	320.00	-	-	Railage cost	
- Durban na Randfontein										- Durban to Randfontein	
5 GELEWER: - Durban na Randfontein R/ton		6410.02	7059.56	7263.48	6471.09	6354.64	7529.35	-	-	5 DELIVERED: - Durban to Randfontein R/ton	

Notas/Notes:

a Bron van pryse en vraggeld / Source of prices and freight rates : IGC (GMI), Geogalos Peanut World & Oilworld
2018/08/21

Termyn / Term	US\$/ton (VAB/FOB)	Vraggeld/Freight Rate:	US\$/ton
Sojabone/Soybeans: VSA/USA (Golf/Gulf)	Sep 2018	339.00 US Golf / Gulf	39.00
Sojabone/Soybeans: Argentinië/Argentina (Up River)	Aug 2018	385.00 Argentinië / Argentina	34.00
Sojabone/Soybeans: Brazilië/Brazil (Paranagua)	Sep 2018	398.00 EEC (Bordeaux/Hamburg)	32.00
Sonneblom/Sunflower: EU Frankryk/France (Bordeaux)	Aug 2018	377.00 Kanada/Canada (North Pacific)	29.00
Sonneblom/Sunflower: Swart See/Black Sea	Sep 2018	365.00 Swart See / Black Sea	36.00
Canola: Kanada/Canada (Vancouver)	Aug 2018	412.00 Grondbone/Groundnuts (ARG)	90.00
Grondbone/Groundnuts: Argentinië/Argentina (Raw Runner 40/50)	Ok/Oct 2018	1455.00	
Grondbone/Groundnuts: VSA/USA (Runners 40/50)	Ok/Oct 2018	1341.00	

b Vraggeld: bereken vir vragte van +/- 20 000 - 30 000t. / Freight rates: calculated for freights of +/- 20 000 - 30 000t.

c Finansieringskoste: 30 000t @ KAV @ primakoers vir 30 dae. Bron/Source: SARB 10.00% 2018/03/29
Financing cost: 30 000t @ CIF @ prime rate for 30 days.

d Alfaaikoste / Discharging costs (R/ton):

	Sojabone/ Soybeans	Sonneblom/ Sunflower	Canola	Grondbone/ Groundnuts
Bron / Source: Mainport Africa Shipping	Durban:	203.37	203.37	605.32

e Alfaaikoste / Discharging fees:

Ingesluit: Kaatgelde, hantering, kaaltroesig, agente/dokumentasie, logistiek & opnames (inspeksie van skeepsvrag) / Included: Wharfage, handling, wharf supervision, agent/documentation, logistic & survey (inspection of shipload).

Uitgesluit: Gesondheidsinspeksie-, skeepagentskapfooi, strooktoetsingsfooi vir GMO, opbergingskoste asook BTW en invoerbelasting / Excluded: Health inspection fee, Ship agency fee, strip testing fees for GMO, storage costs as well as VAT and import duty.

N.B: Slegs 'n aanduiding, aangesien koste van opname beding kan word / N.B: Indication only, as cost of survey can be negotiated.

f Invoertarif / Import Tariff:

Sojabone/Soybeans = 8% op VAB / on FOB

Sonneblom/Sunflower = Vry / Free

Canola = 10% op VAB / on FOB

Grondbone/Groundnuts = 10% op VAB / on FOB

g Neem asb. kennis van die verandering in Spoornet se standaard spoorvrag op 1 April 2018, na R320.00

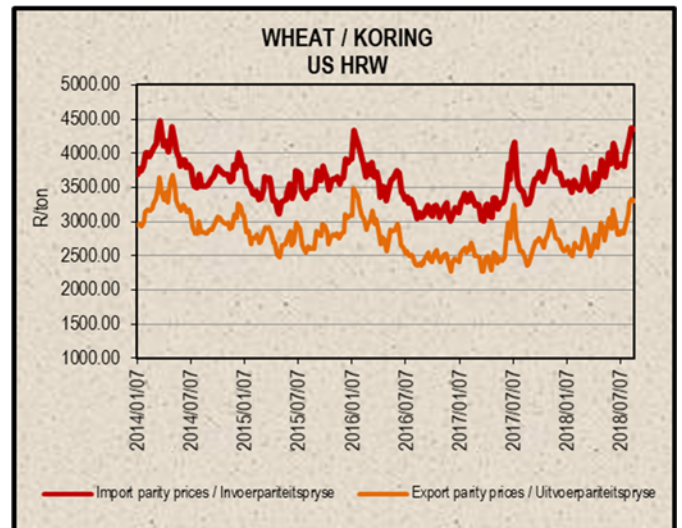
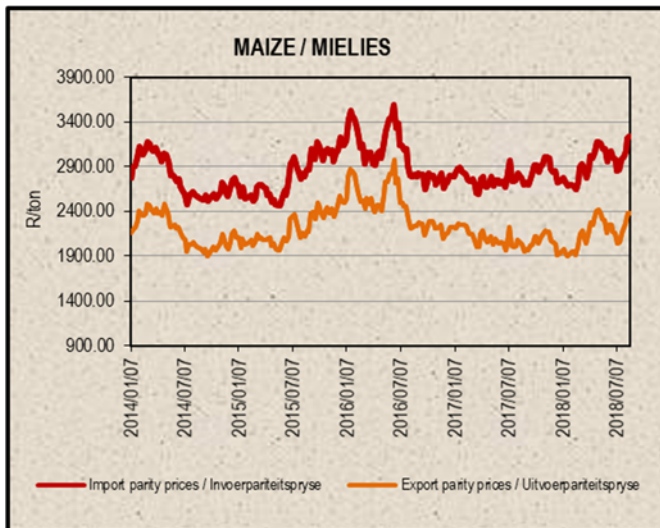
Please note the change on 1 April 2018 in Spoornet's standard railrage cost to R320.00

* Kwotasies is k.a.v. pryse. VAB pryse dus berekende pryse (kav minus vraggeld) / Quotes are c.i.f. prices. FOB prices are therefore calculated prices (cif minus freight rates).

13. EXPORT PARITY PRICES (b)

13. UITVOERPARITEITSPRYSE (b)

INDICATIVE EXPORT PARITY PRICES AS ON	2018/08/21				AANDUIDENDE UITVOERPARITEITSPRYSE SOOS OP
This is only an example of how an export parity price can be calculated - it can vary according to need	US No3Y Maize/ Mielies Gulf/Golf (b) Aug 2018	US HRW Wheat/Koring Gulf/Golf (b) Aug 2018	US DNS 14% Wheat/Koring PNW (b) Aug 2018	Argentine Raw Runner 40/50 Groundnuts/ Grondbone (f) Oct/Okt 2018	Hierdie is slegs 'n voorbeeld van hoe 'n uitvoerpariteitsprys bereken kan word - dit kan varieer volgens behoefte
FOB Gulf value (\$/t)	170.00	246.00	259.00	1455.00	VAB Golfwaarde (\$/t)
Difference in quality and locality of SA ¹ Maize: Plus US\$10 (\$/t) Groundnuts: Less 3,5% of fob value	\$10.00			96,5%	Kwaliteits- en liggingsverskil van SA ¹ Mielies: Plus VSA\$10 (\$/t) Grondbone: Min 3,5% van vab waarde
SA fob price (\$/t)	180.00	246.00	259.00	1404.08	SA vab prys (\$/t)
Exchange rate (1\$=): (2018/08/21) Selected historical rates - South African Reserve Bank	14.3838	14.3838	14.3838	14.3838	Wisselkoers (1\$=): (2018/08/21) Selected historical rates - South African Reserve Bank
FOB Gulf value (R/t)	2589.08	3538.41	3725.40	20196.01	VAB Golfwaarde (R/t)
Marketing costs:					Bemerkings koste:
Financing (Prime rate 10% - 30 days) (R/t)	21.28	29.08	30.62	165.99	Finansieringskoste (Primakoers 10% - 30 dae) (R/t)
Railage: ² Randfontein – Durban harbour	320.00	320.00	320.00	-	Spoorvrag: ² Randfontein – Durbanhawe
Loading costs: (R/t) ³ Durban Harbour (Mainly spout method)	192.50	205.14	205.14	562.50	Oplaaikoste: (R/t) ³ Durbanhawe (Hoofsaaklik regter metode)
EXPORT REALISATION (R/t):					UITVOER REALISASIE (R/t):
Randfontein	2055.30	2984.19	3169.64	19467.52	Randfontein
<i>Difference in quality and locality of SA (As requested by the industry) As from 14 June 2012, the discount/rebate will no longer be used to calculate the export parity price on US HRW and a new calculation will be added for US DNS, also without the discount/rebate.</i>					<i>Kwaliteits- en liggingsverskil van SA (Soos deur die bedryf versoek) Vanaf 14 Junie 2012 sal die diskonto/premie nie meer gebruik word by die berekening van die uitvoerpariteitsprys van US HRW nie en 'n nuwe berekening word nou vir US DNS gedoen, ook sonder diskonto/premie.</i>
<i>Railage costs: Please note that on 1 April 2018 Spoornet's standard railage cost has changed to R320.00.</i>					<i>Spoorvrag koste: Neem asb. kennis dat Spoornet se standaard spoorvrag op 1 April 2018 verander het na R320.00.</i>
<i>Loading costs, received from Mainport Africa Shipping: Included: Cargo dues, handling, wharf supervision, agency/documentation, logistics & surveys (inspection of cargo). Excluded: Ship agent fees, health & PPECB inspections, storage facility & transport costs to storage facility, VAT & duties.</i>					<i>Oplaaikoste, ontvang van Mainport Africa Shipping: Ingesluit: Kaaigelde, hantering, kaaitoestig, agente/dokumentasie, logistiek & opnames (inspeksie van skeepsvrag) Uitgesluit: Skeepsagentskaps-, inspeksie-, opbergings- en vervoerkoste na opbergingsfasiliteit, BTW & invoerbelasting.</i>



14. WEATHER

For local weather, please follow the link below:

<https://www.accuweather.com/en/za/south-africa-weather>

14. WEER

Vir plaaslike weer, volg asseblief die onderstaande skakel:

<https://www.accuweather.com/en/za/south-africa-weather>

Sources /Bronne:

(a) = Safex; (b) = International Grains Council; (c) = CBOT; (d) = KCBT;

(e) = Oil World; (f) = Georgalos Peanut World.

** Formula according to ITAC (International Trade Administration Commission of South Africa)/
Formule volgens ITAC (International Trade Administration Commission of South Africa)*

SAGIS

Nico Hawkins

General Manager / Hoofbestuurder

Indemnity/Vrywaring: Although everything has been done to ensure the accuracy of the information, neither SAGIS nor any of its directors or employees takes any responsibility for actions or losses that might occur as a result of the usage of this information. / Alhoewel alles gedoen is om te verseker dat die inligting korrek is, aanvaar nie SAGIS of enige van sy direkteure of werknemers verantwoordelikheid vir enige aksies of verliese as gevolg van die inligting wat gebruik is nie.