

SAGIS WEEKLY BULLETIN / SAGIS WEEKLIKSE BULLETIN

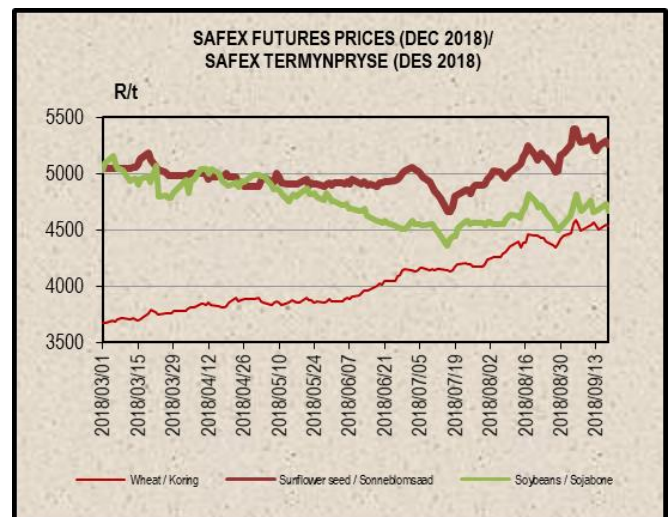
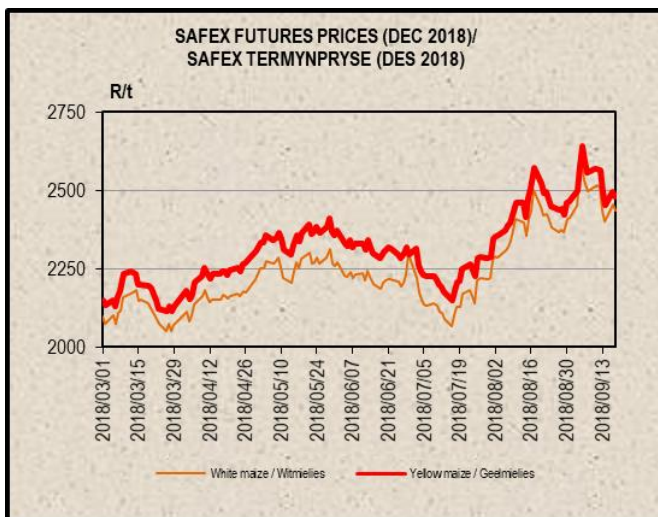
Please note that as from Thursday 23 Aug 2018, numbers 1, 2 & 3 in this bulletin will be hyperlinked with the relevant pages on our website / Neem asseblief kennis dat vanaf Donderdag 23 Aug 2018, sal nommers 1, 2 & 3 in hierdie bulletin geskakel wees met die relevante bladsye op ons webwerf.

1. PRODUCER DELIVERIES:	1. PRODUSENTELEWERINGS:
http://www.sagis.org.za/weekly_prod_deliveries.html	
2. IMPORTS, EXPORTS & MAIZE INTENTIONS:	2. INVOERE, UITVOERE & MIELIE INTENSIES:
http://www.sagis.org.za/weekly_imp-exp.html	

3. DOMESTIC PRICES PER SAFEX (R/t)(a)

3. PLAASLIKE PRYSE VOLGENS SAFEX (R/t)(a)

Commodity	Future Prices / Termynpryse (2018/09/18) R/ton					Kommoditeit
	Sep-18	Dec-18	Mar-19	May-19	Jul-19	
White maize	2380.00	2434.00	2480.00	2511.00	2525.00	Witmielies
Yellow maize	2409.00	2479.00	2525.00	2507.00	2521.00	Geelmielies
Wheat	4380.00	4531.00	4643.00	4685.00	4734.00	Koring
Sunflower	5155.00	5260.00	5205.00	5127.00	5200.00	Sonneblom
Soybeans	4538.00	4665.00	4788.00	4850.00	4964.00	Sojabone
Sorghum	3600.00	3650.00	3600.00	3550.00	3550.00	Sorghum



Directors/Direkteure:

Boshoff JDW (Mr/Mnr), Make BB (Mr/Mnr), Mohane HT (Mr/Mnr), Nebe AAA (Mr/Mnr), Ngejane Z (Mr/Mnr), Purchase JL (Dr) Vice-Chairperson/Onder Voorsitter, Purnell M (Ms/Me) (Chairperson / Voorsitter)
Groothof WJ (Mr/Mnr), Penny GR (Mr/Mnr), Schoonwinkel BC (Mr/Mnr), Van der Merwe JM (Ms/Me)
Hawkins NJ (Mr/Mnr)

Alternate Directors/Alternatiewe Direkteure:
General Manager/Hoofbestuurder:

4. IMPORT TARIFF ON MAIZE (b)(c)
4. INVOERTARIEF OP MIELIES (b)(c)*

Derived US No2Y Yellow Maize fob (Gulf) (b)	2018-09-12	2018-09-13	2018-09-14	2018-09-17	2018-09-18	Afgeleide VSA No2Y Geelmielies vab (Golf) (b)
RSA Initial Reference Price	\$110.00					RSA Oorspronklike Verwysingsprys
Base price (\$/t)	117.65	117.65	117.65	117.65	117.65	Basisprys (\$/t)
Daily price (\$/t) (IGC)	159.60	157.60	158.60	157.60	153.60	Daaglikse prys (\$/t) (IGC)
Average of 21 days (\$/t)	167.08	166.36	165.60	164.84	163.93	Gemiddeld van 21 dae (\$/t)
Deviation from base price (\$/t)	-49.43	-48.71	-47.95	-47.19	-46.28	Afwyking van basisprys (\$/t)
Duty on maize (\$/t)	-57.08	-56.36	-55.60	-54.84	-53.93	Reg op mielies (\$/t)
R/\$ Exchange rate (average of 21 days)	14.6931	14.7183	14.7340	14.7477	14.7684	R/\$ Wisselkoers (gemiddeld van 21 dae)
Duty on maize before adjustment (R/t)	-838.68	-829.52	-819.21	-808.76	-796.46	Reg op mielies voor aanpassing (R/t)
Real effective exchange rate index	0.8580	0.8580	0.8580	0.8580	0.8580	Reële effektiewe wisselkoersindeks
Duty on maize (R/t)	-719.59	-711.73	-702.88	-693.92	-683.36	Reg op mielies (R/t)
Tariff Gazetted 2006/12/08	R0.00/t					Tarief gepubliseer 2006/12/08

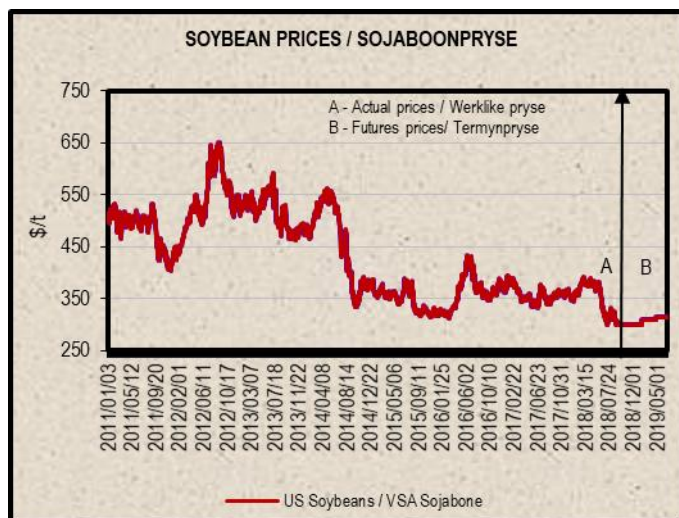
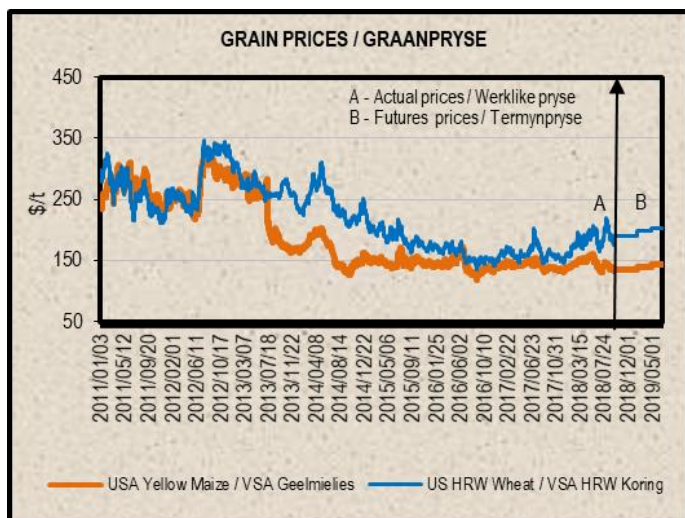
5. IMPORT TARIFF ON WHEAT (b)(c)*
5. INVOERTARIEF OP KORING (b)(c)*

US No2 HRW fob (Gulf)	2018/08/21	2018/08/28	2018/09/04	2018/09/11	2018/09/18	VSA No2 HRW vab (Golf)
RSA Initial Reference Price	279.00	279.00	279.00	279.00	279.00	RSA Oorspronklike Verwysingsprys
Base price (\$/t)	255.67	255.67	255.67	255.67	241.00	Basis prys (\$/t)
Weekly price (\$/t) (IGC)	246.00	240.00	244.00	239.00	241.00	Weeklikse prys (\$/t) (IGC)
3 Weeks moving average (\$/t)	253.00	245.33	243.33	241.00	241.33	3 Weke skuiwende gemiddeld (\$/t)
Deviation from base price (\$/t)	2.67	10.34	12.34	14.67	-0.33	Afwyking van basisprys (\$/t)
Number of weeks that the deviation is more than \$10		1	2	3		Aantal weke wat die afwyking meer as \$10 is
Calculated duty on wheat (\$/t)	26.00	33.67	35.67	38.00	37.67	Berekende reg op koring (\$/t)
R/\$ exchange rate	14.3838	14.1545	15.0512	15.0510	14.9040	R/\$ wisselkoers
Calculated duty before adjustment (R/t)	373.98	476.58	536.88	571.94	561.43	Berekende reg voor aanpassing (R/t)
Real effective exchange rate Index	0.8951	0.8580	0.8580	0.8580	0.8580	Reële effektiewe wisselkoersindeks
Calculated duty on wheat (R/t)	334.75	408.91	460.64	490.72	481.71	Berekende reg op koring (R/t)
Tariff Gazetted 2018/08/24 (R/t)	R 640.54					Tarief gepubliseer 2018/08/24 (R/t)

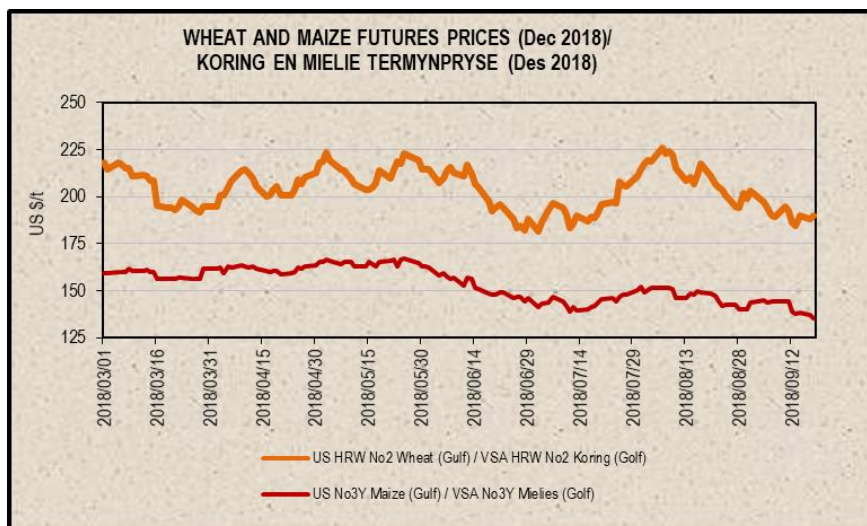
6. PRICES – INTERNATIONAL (US\$/t)

6. PRYSE - INTERNASIONAAL (VSA\$/t)

FOB (US\$/t)	Export Quotations/ Uitvoerkwotasie (b)(f)(g)				VAB (VSA\$/t)
	2018/09/18	2018/09/11	2018/09/04	2018/08/28	
US No 2 HRW Wheat (Gulf)	241.00	239.00	244.00	240.00	VSA No 2 HRW Koring (Golf)
US DNS Wheat 14% PNW	255.00	255.00	260.00	252.00	VSDNS Koring 14% PNW
Argentine Wheat (Up River)	236.00	236.00	236.00	241.00	Argentynse Koring (Up River)
EC (France) Wheat (grade 1)	237.00	236.00	238.00	237.00	EU (Frankryk) Koring (graad 1)
EC (Germany) B Quality Wheat	245.00	244.00	246.00	246.00	EU (Duitsland) B Kwaliteit Koring
Russia Milling 12.5%	221.00	224.00	225.00	225.00	Swart See Maalkoring
US No 3Y Maize (Gulf)	152.00	163.00	166.00	161.00	VSA No3Y Mielies (Golf)
Argentine Maize (Up River)	153.00	162.00	162.00	159.00	Argentynse Mielies (Up River)
US Sorghum (Gulf)	171.00	184.00	186.00	182.00	VSA Sorghum (Golf)
Argentine Sorghum (Up River)	130.00	135.00	135.00	140.00	Argentynse Sorghum (Up River)
US Soybeans (Gulf)	301.00	309.00	317.00	313.00	VSA Sojabone (Gulf)
Argentine Soybeans (Up River)	374.00	379.00	371.00	365.00	Argentynse Sojabone (Up River)
Canadian Canola	402.00	403.00	404.00	406.00	Kanadese Canola
Argentine Groundnuts Runners 40/50	1465.00	1465.00	1465.00	1465.00	Argentynse Grondbone 40/50 Runners
US Groundnuts Runners 40/50 shelled	1341.00	1341.00	1341.00	1341.00	VSA Grondbone 40/50 Runners uitgedop
Australian Malting Barley (Commander Malt)	327.00	311.00	324.00	324.00	Australiese Moutgars (Commander Mout)



Futures prices (US\$/t) / Termynpryse (VSA\$/t) (d)(e) (2018/09/18)							
Commodity	Dec-18	Mar-19	May-19	Jul-19	Sep-19	Dec-19	Kommoditeit
US No3 Yellow maize	135.11	139.91	143.30	145.90	148.02	151.02	VSA No3 Geelmielies
US No2 HRW wheat	189.60	197.53	202.53	202.82	206.50	212.89	VSA No2 HRW koring
US Soybeans	N/A	309.16	314.01	317.91	320.92	N/A	VSA Sojabone



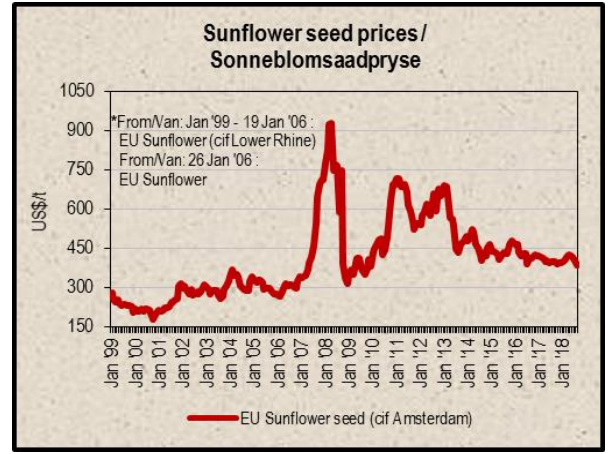
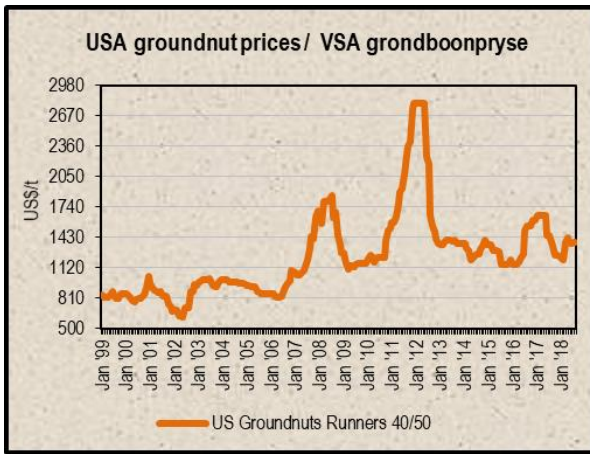
**7. LOWEST REPRESENTATIVE ASKING PRICES
(US\$/t)(f)(g)(Prices of previous week)**

**7. LAAGSTE VERTEENWOORDIGENDE PRYSE GEVRA
(Pryse van vorige week)(VSA\$/t)(f)(g)**

US\$/t	2018/09/13	2018/09/06	Change/ Verandering	VSA\$/t
Soybeans, Brazil, c.i.f. Rotterdam	n/a	n/a	n/a	Sojabone, Brasilië, k.a.v. Rotterdam
Soybeans, USA, c.i.f. Rotterdam	355	359	-1.1%	Sojabone, VSA, k.a.v. Rotterdam
Groundnuts, USA Runners 40/50*	1380	1380	0.0%	Grondbone, VSA Runners 40/50*
Groundnuts, Argentine Runners 40/50*	1555	1555	0.0%	Grondbone, Argentynse Runners 40/50*
Groundnut-oil, c.i.f. Rotterdam	1265	1265	0.0%	Grondboon-olie, k.a.v. Rotterdam
Sunflower seed, EU c.i.f. Amsterdam	380	380	0.0%	Sonneblomsaad, EU k.a.v. Amsterdam
Sunflower seed, fob Black Sea	350	352	-0.6%	Sonneblomsaad, EU k.a.v. Amsterdam
Sunflower-oil, EU (fob) N.W. Europe	713	732	-2.6%	Sonneblom-olie, EU (vab) N.W. Eur.
Rapeseed, Europe, 00, c.i.f. Hamburg	428	435	-1.6%	Raapsaad, Europa, 00, k.a.v. Hamburg

* Shelled, c.i.f. Rotterdam

* Uitgedop k a v Rotterdam



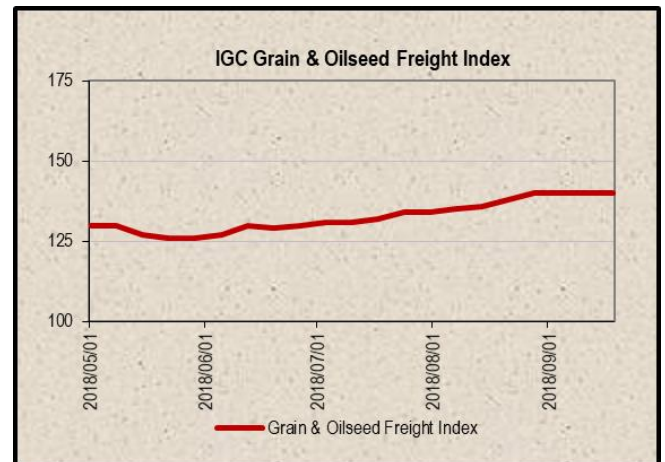
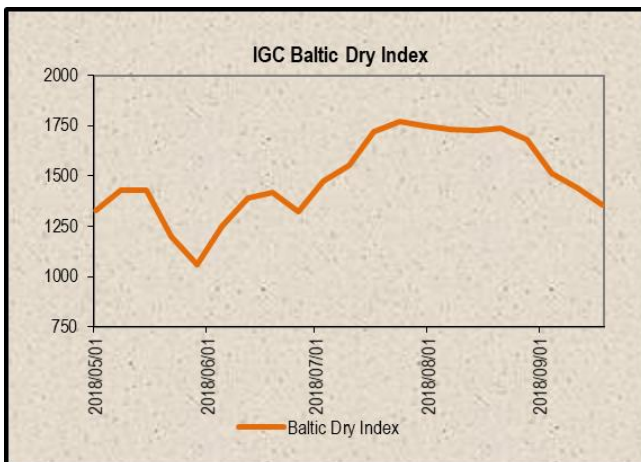
8. IGC FREIGHT INDICES (b)

8. IGC VRAG INDEKSE (b)

IGC FREIGHT INDICES / IGC VRAG INDEKSE							
	2018/08/14	2018/08/21	2018/08/28	2018/09/04	2018/09/11	2018/09/18	
Grain & Oilseeds Freight Index*	136	138	140	140	140	140	Graan & Oliesade Vrag Indeks*
Baltic Dry Index	1725	1736	1684	1513	1439	1356	Baltiese Droë Indeks

* IGC's new Grain & Oilseeds Freight Index (GOFI) represents 68 major grain routes, compared to 15 routes covered previously. Similar to the previous index, the GOFI will be calculated on a weekly basis, with the first week of January 2013 taken as its base of 100.

* IGC se nuwe Graan & Oliesade Vrag Indeks (GOVI) verteenwoordig 68 hoof graanroetes, teenoor 15 roetes wat voorheen gedek is. Soortgelyk aan die vorige indeks, sal die GOVI weekliks bereken word met die eerste week van Januarie 2013 geneem as basis van 100.



9. IMPORT PARITY PRICES – SUMMER GRAINS (b)(c)

9. INVOERPARITEITPRYSE - SOMERGRANE (b)(c)

INVOERPARITEITPRYSE VAN SOMERGRANE (BTW UITGESLT) SOOS OP			2018/09/18		IMPORT PARITY PRICES OF SUMMER GRAINS (VAT EXCL) AS ON		
ITEM	Nota/ Note	Mielies/Maize	Mielies/Maize	Sorghum	Sorghum	Sorghum	ITEM
		VSA/ USA Golf/Gulf (no.3Y)	Argentynse/ Argentine Up River	VSA/ USA Golf/Gulf	Argentynse/ Argentine Up River	Australiese/ Australian Brisbane	
		\$/t	\$/t	\$/t	\$/t	\$/t	
Internasionale VAB pryse	a	152.00	153.00	171.00	130.00	326.00	International FOB prices
Vraggeld	b	39.00	35.00	39.00	35.00	20.00	Freight Rates
Assuransie (0.3% van VAB)		0.46	0.46	0.51	0.39	0.98	Insurance (0.3% of FOB)
1 KOSTE, ASSURANSIE EN VRAG (KAV) \$/T		191.46	188.46	210.51	165.39	346.98	1 COST, INSURANCE AND FREIGHT (CIF) \$/T
<i>Omskakel na R/t</i>							<i>Converted to R/t</i>
R/\$ Wisselkoers op: 2018/09/18	c	14.9040	14.9040	14.9040	14.9040	14.9040	R/\$ Exchange rate on: 2018/09/18
2 KOSTE, ASSURANSIE EN VRAG (KAV) R/t		2853.52	2808.81	3137.44	2464.97	5171.39	2 COST, INSURANCE AND FREIGHT (CIF) R/t
Finansieringskoste	d	23.45	23.09	25.79	20.26	42.50	Financing cost
3 KOSTE, ASSURANSIE, VRAG EN FINANSIERING R/t		2876.97	2831.90	3163.23	2485.23	5213.89	3 COST, INSURANCE, FREIGHT AND FINANCING R/t
Aflaaiikoste:	e, f						Discharging cost:
- Kaapstad		205.87	205.87	n/a	n/a	n/a	- Cape Town
- Durban		199.28	199.28	203.37	203.37	203.37	- Durban
Invoertarif	g	0.00	0.00	76.46	58.13	145.76	Import Tariff
4 VRY OP SPOOR (VOS) R/t							4 FREE ON RAIL (FOR) R/t
- Kaapstad		3082.84	3037.77	n/a	n/a	n/a	- Cape Town
- Durban		3076.25	3031.18	3239.69	2543.36	5359.65	- Durban
Spoorvragkoste	h						Railage cost
- Durban na Randfontein		320.00	320.00	320.00	320.00	320.00	- Durban to Randfontein
5 GELEWER:							5 DELIVERED:
- Durban na Randfontein R/ton		3396.25	3351.18	3559.69	2863.36	5679.65	- Durban to Randfontein R/ton

Notas/Notes:

a Bron van pryse en vraggeld : IGC GMI
Source of prices and freight rates: IGC GMI

2018/09/18

Termyn / Term	US\$/ton (VAB/FOB)	Vraggeld/Freight Rate:	US\$/ton
Mielies/Maize: VSA/USA (Golf/Gulf No.3Y)	152.00	US Golf / Gulf	39.00
Mielies/Maize: Argentinië/Argentine (Up River)	153.00	Argentinië / Argentina	35.00
Sorghum: VSA/USA (Golf / Gulf Milo)	171.00	Australië/Australia	20.00
Sorghum: Argentinië/Argentine (Up River)	130.00		
Sorghum: Australië/Australia (Brisbane)	326.00		

b Vraggeld: bereken vir vrage van +/- 20 000 - 30 000t. / Freight rates: calculated for freights of +/- 20 000 - 30 000t.

c Reserwebank / Reserve Bank

d Finansieringskoste: 30 000t@ KAV @ primakoers vir 30 dae. Bron/Source: SARB 10.00% 2018/03/29
Financing cost: 30 000t@ CIF @ prime rate for 30 days.

	Mielies/Maize:	Sorghum
Kaapstad / Cape Town:	205.87	n/a
Durban:	199.28	203.37

e Aflaaiikoste / Discharging costs (R/ton):

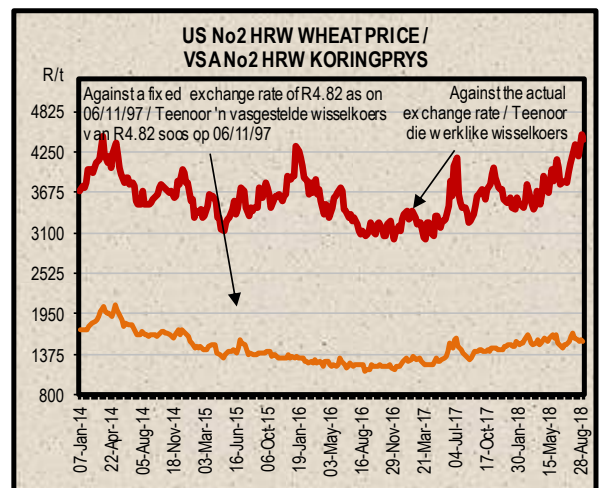
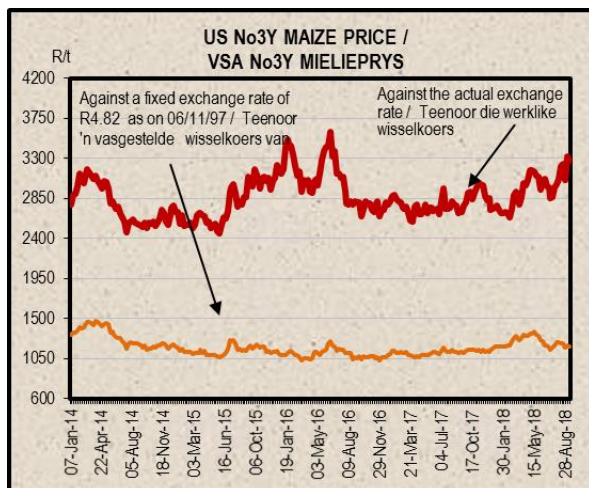
Bron / Source: Mainport Africa Shipping

f Ingesluit Kaatgelde, hantering, kaatbesig, agente/dokumentasie, logistiek & opnames (inspeksie van skeepsvrag) / Included: Wharfage, handling, wharf supervision, agent/documentation, logistic & survey (inspection of shipload).
Uitgesluit Gesondheidsinspeksie-, skeepagentskapfooi, strookbetsingsfooi vir GMO, opbergingskoste asook BTW en invoerbelasting / Excluded: Health inspection fee, Ship agency fee, strip testing fees for GMO, storage costs as well as VAT and import duty.
N.B: Slegs 'n aanduiding, aangesien koste van opname beding kan word / N.B: Indication only, as cost of survey can be negotiated.

g Invoertarif / Import Tariff:

Mielies/Maize = Vry / Free
Sorghum = 3% op VAB / on FOB

h Neem asb. kennis van die verandering in Spoornet se standaard spoorvrag op 1 April 2018, na R320.00.
Please note the change in Spoornet's standard railage cost on 1 April 2018 to R320.00.



10. IMPORT PARITY PRICES – WINTER CEREALS (b)(c)

10. INVOERPARITEITPARYSE - WINTERGRANE (b)(c)

INVOERPARITEITPARYSE VAN WINTERGRANE (BTW UITGESLT) SOOS OP			2018/09/18					IMPORT PARITY PRICES OF WINTER CEREALS (VAT EXCL) AS ON		
ITEM	Nota / Note	Koring/Wheat	Koring/Wheat	Koring/Wheat	Koring/Wheat	Koring/Wheat	Gars/Barley	Gars/Barley	ITEM	
		VSA/ USA Golf/Gulf HRW \$/t	VSA/ USA PNW DNS \$/t	Argentynse/ Argentine Up River Trigo Pan \$/t	EU Duitsland/ Germany Hamburg B kwaliteit/ quality \$/t	Russies/ Russian Black Sea 12.50% \$/t	Australiese/ Australian Fremantle Mout/Malting \$/t	Franse/ French Rouen Mout/Malting \$/t		
Internasionale VAB pryse	a	241.00	255.00	236.00	245.00	219.00	327.00	293.00	International FOB prices	
Vraggeld	b	39.00	39.00	35.00	32.00	37.00	21.00	33.00	Freight Rates	
Assuransie (0.3% van VAB)		0.72	0.77	0.71	0.74	0.66	0.98	0.88	Insurance (0.3% of FOB)	
1 KOSTE, ASSURANSIE EN VRAG (KAV) \$/T <i>Omskakel na R/t</i>		280.72	294.77	271.71	277.74	256.66	348.98	326.88	1 COST, INSURANCE AND FREIGHT (CIF) \$/T <i>Converted to R/t</i>	
R/\$ Wisselkoers op: 2018/09/18	c	14.9040	14.9040	14.9040	14.9040	14.9040	14.9040	14.9040	R/\$ Exchange rate on: 2018/09/18	
2 KOSTE, ASSURANSIE EN VRAG (KAV) R/t		4183.85	4393.25	4049.57	4139.44	3825.26	5201.20	4871.82	2 COST, INSURANCE AND FREIGHT (CIF) R/t	
Finansieringskoste	d	34.39	36.11	33.28	34.02	31.44	42.75	40.04	Financing cost	
3 KOSTE, ASSURANSIE, VRAG EN FINANSIERING R/t Aflaai-koste	e, f	4218.24	4429.36	4082.85	4173.46	3856.70	5243.95	4911.86	3 COST, INSURANCE, FREIGHT AND FINANCING R/t Discharging cost	
3.1 Kaapstad (Hoofsaaklik kaaihyskraan metode)		205.87	205.87	205.87	205.87	205.87	213.98	213.98	3.1 Cape Town (Mainly shore cranes method)	
3.2 Durban (Hoofsaaklik suig-in-silo metode)		202.03	202.03	202.03	202.03	202.03	203.37	203.37	3.2 Durban (Mainly suction into silo method)	
Invoertarif op koring	g	640.60	640.60	640.60	640.60	640.60	0.00	0.00	Import Tariff on wheat	
4 VRY OP SPOOR (VOS) R/t									4 FREE ON RAIL (FOR) R/t	
4.1 Kaapstadhawe		5064.71	5275.83	4929.32	5019.93	4703.17	5457.93	5125.84	4.1 Cape Town Harbour	
4.2 Durbanhawe		5060.87	5271.99	4925.48	5016.09	4699.33	5447.32	5115.23	4.2 Durban Harbour	
Spoorvragkoste	h								Railage cost	
- Kaapstad na Paarl		160.59	160.59	160.59	160.59	160.59	n/a	n/a	- Cape Town to Paarl	
- Durban na Randfontein		320.00	320.00	320.00	320.00	320.00	320.00	320.00	- Durban to Randfontein	
5 GELEWER:									5 DELIVERED:	
- Kaapstad na Paarl R/ton		5225.30	5436.42	5089.91	5180.52	4863.76	n/a	n/a	- Cape Town to Paarl R/ton	
- Durban na Randfontein R/ton		5380.87	5591.99	5245.48	5336.09	5019.33	5767.32	5435.23	- Durban to Randfontein R/ton	

Notas/Notes: 2018/09/18

a Bron van pryse en vraggeld : IGC GMI
Source of prices and freight rates: IGC GMI

Termyn / Term	VAB/FOB US\$/ton	Vraggeld / Freight Rate: US\$/ton	Gars/Barley = US\$ + 1
Okt/Oct 2018	241.00	US (Golf / Gulf)	39.00
Okt/Oct 2018	255.00	Argentinië / Argentine (Upriver)	35.00
Sep 2018	236.00	EEC (Bordeaux Hamburg)	32.00
Sep 2018	245.00	Australië / Australia (Eastern)	20.00
Sep 2018	219.00	Black Sea	37.00
Okt/Oct 2018	327.00		
Sep 2018	293.00	(1)	

b Vraggeld: bereken vir vrage van +/- 20 000 - 30 000t / Freight rates: calculated for freights of +/- 20 000 - 30 000t

c Reserwebank / Reserve Bank

d Finansieringskoste: 30 000t @ KAV @ primakoers vir 30 dae. Bron/Source: SARB 10.00% 2018/03/29
Financing cost: 30 000t @ CIF @ prime rate for 30 days.

e Aflaai-koste / Discharging cost (R/ton):
Bron / Source: Mainport Africa Shipping

	Koring/Wheat	Gars/Barley:
Kaapstad /	205.87	213.98
Durban:	202.03	203.37

f Ingesluit: Kaagelde, hantering, kaaitoesig, agente/dokumentasie, logistiek & opnames (inspeksie van skeepsvrag).
Included: Wharfage, handling, wharf supervision, agent/documentation, logistic & survey (inspection of shipload).
Uitgesluit: Gesondheidsinspeksie-, skeepagentskapfooi, strookbetsingsfooi vir GMO, opbergingskoste asook BTW en invoerbelasting.
Excluded: Health inspection fee, Ship agency fee, strip testing fees for GMO, storage costs as well as VAT and import duty.
N.B: Slegs 'n aanduiding, aangesien koste van opname beding kan word / N.B: Indication only, as cost of survey can be negotiated.

g Invoertarif / Import Tariff:
Koring/Wheat = R281.70 p/ton
Gars/Barley = Vry/Free

h Neem asb. kennis van verandering in Spoornet se standaard spoorvrag op 1 April 2018 soos volg:
Kaapstad na Paarl R160.59 en Durban na Randfontein R320.00
Please note the change on 1 April 2018, in Spoornet's standard railrage cost as follows:
Cape Town to Paarl R160.59 and Durban to Randfontein R320.00

(1) Laaste prys ontvang op / Last price received on 2018-08-21

11. IMPORT PARITY PRICES – OIL SEEDS (b)(c)(f)(g)

11. INVOERPARITEITPRYSE - OLIESADE (b)(c)(f)(g)

INVOERPARITEITPRYSE VAN OLIESADE (BTW UITGESLT) SOOS OP											2018/09/18											IMPORT PARITY PRICES OF OIL SEEDS (VAT EXCL) AS ON										
ITEM	Nota/ Note	Sojabone/ Soybeans	Sojabone/ Soybeans	Sojabone/ Soybeans	Sonneblom/ Sunflower	Sonneblom/ Sunflower	Canola	Grondbone/ Groundnuts	Grondbone/ Groundnuts	ITEM																						
		VSA/ USA Golf/Gulf	Argentynse/ Argentine Up River	Brazilië/ Brazil Paranagua	EU Franse/ French Bordeaux	Swart See / Black Sea	Kanadese/ Canadian Vancouver	Argentynse/ Argentine Raw Runners 40/50	VSA/ USA Raw Runners 40/50																							
		\$/t	\$/t	\$/t	\$/t		\$/t	\$/t	\$/t																							
Internasionale VAB pryse	a	301.00	374.00	392.00	367.00	350.00	402.00	1465.00	1341.00	International FOB prices																						
Vraggeld	b	39.00	35.00	35.00	32.00	37.00	29.00	90.00	39.00	Freight Rates																						
Assuransie (0.3% van VAB)		0.90	1.12	1.18	1.10	1.05	1.21	4.40	4.02	Insurance (0.3% of FOB)																						
1 KOSTE, ASSURANSIE EN VRAG (KAV) \$/t Omskakel na R/t		340.90	410.12	428.18	400.10	388.05	432.21	1559.40	1384.02	1 COST, INSURANCE AND FREIGHT (CIF) \$/t Converted to R/t																						
R/\$ Wisselkoers op: 2018/09/18	c	14.9040	14.9040	14.9040	14.9040	14.9040	14.9040	14.9040	14.9040	R/\$ Exchange rate on: 2018/09/18																						
2 KOSTE, ASSURANSIE EN VRAG (KAV) R/t		5080.77	6112.43	6381.59	5963.09	5783.50	6441.66	23241.30	20627.43	2 COST, INSURANCE AND FREIGHT (CIF) R/t																						
Finansieringskoste	d	41.76	50.24	52.45	49.01	47.54	52.95	191.02	169.54	Financing cost																						
3 KOSTE, ASSURANSIE, VRAG EN FINANSIERING R/t		5122.53	6162.67	6434.04	6012.10	5831.04	6494.61	23432.32	20796.97	3 COST, INSURANCE, FREIGHT AND FINANCING R/t																						
Aflaaiikoste: Durban	e, f	203.37	203.37	203.37	203.37	203.37	203.37	605.32	605.32	Discharging cost: Durban																						
Invoertarif:	g	358.89	445.93	467.39	0.00	0.00	599.14	2183.44	1998.63	Import Tariff																						
4 VRY OP SPOOR (VOS) R/t Durban		5684.79	6811.97	7104.80	6215.47	6034.41	7297.12	26221.08	23400.92	4 FREE ON RAIL (FOR) R/t Durban																						
Spoorvragkoste	h	320.00	320.00	320.00	320.00	320.00	320.00	-	-	Railage cost - Durban na Randfontein																						
- Durban na Randfontein																																
5 GELEWER: - Durban na Randfontein R/ton		6004.79	7131.97	7424.80	6535.47	6354.41	7617.12	-	-	5 DELIVERED: - Durban to Randfontein R/ton																						

Notas/Notes:

a Bron van pryse en vraggeld / Source of prices and freight rates : IGC (GMI), Geogalos Peanut World & Oilworld

2018/09/18			
Termyn / Term	US\$/ton (VAB/FOB)	Vraggeld/Freight Rate:	US\$/ton
Sojabone/Soybeans: VSA/USA (Golf/Gulf)	301.00	US Golf / Gulf	39.00
Sojabone/Soybeans: Argentinië/Argentina (Up River)	374.00	Argentinië / Argentina	35.00
Sojabone/Soybeans: Brazilië/Brazil (Paranagua)	392.00	EEC (Bordeaux/Hamburg)	32.00
Sonneblom/Sunflower: EU Frankryk/France (Bordeaux)	367.00	Kanada/Canada (North Pacific)	29.00
Sonneblom/Sunflower: Swart See/Black Sea	350.00	Swart See / Black Sea	37.00
Canola: Kanada/Canada (Vancouver)	402.00	Grondbone/Groundnuts (ARG)	90.00
Grondbone/Groundnuts: Argentinië/Argentina (Raw Runner 40/50)	1465.00		
Grondbone/Groundnuts: VSA/USA (Runners 40/50)	1341.00		

b Vraggeld: bereken vir vragte van +/- 20 000 - 30 000t. / Freight rates: calculated for freights of +/- 20 000 - 30 000t.

c Reserwebank / Reservebank

d Finansieringskoste: 30 000t @ KAV @ primakoers vir 30 dae. Bron/Source: SARB 10.00% 2018/03/29
Financing cost: 30 000t @ CIF @ prime rate for 30 days.

e Aflaaiikoste / Discharging costs (R/ton):

	Sojabone/ Soybeans	Sonneblom/ Sunflower	Canola	Grondbone/ Groundnuts
Durban:	203.37	203.37	203.37	605.32

f Aflaaiikoste / Discharging fees:
Ingesluit: Kaaigelde, hantering, kaaibesig, agente/dokumentasie, logistiek & opnames (inspeksie van skeepsvrag) /
Included: Wharfage, handling, wharf supervision, agent/documentation, logistic & survey (inspection of shipload).
Uitgesluit: Gesondheidsinspeksie-, skeepsagentskapfooi, strooktoetsingsfooi vir GMO, opbergingskoste asook BTW en invoerbelasting /
Excluded: Health inspection fee, Ship agency fee, strip testing fees for GMO, storage costs as well as VAT and import duty.
N.B: Slegs 'n aanduiding, aangesien koste van opname beding kan word / N.B: Indication only, as cost of survey can be negotiated.

g Invoertarif / Import Tariff:
Sojabone/Soybeans = 8% op VAB / on FOB
Sonneblom/Sunflower = Vry / Free
Canola = 10% op VAB / on FOB
Grondbone/Groundnuts = 10% op VAB / on FOB

h Neem asb. kennis van die verandering in Spoornet se standaard spoorvrag op 1 April 2018, na R320.00
Please note the change on 1 April 2018 in Spoornet's standard railage cost to R320.00

i Kwotasies is k.a.v. pryse. VAB pryse dus berekende pryse (kav minus vraggeld) / Quotes are c.i.f. prices. FOB prices are therefore calculated prices (cif minus freight rates).

12. EXPORT PARITY PRICES (b)(c)

12. UITVOERPARITEITPRYSE (b)(c)

INDICATIVE EXPORT PARITY PRICES AS ON	2018/09/18				AANDUIDENDE UITVOERPARITEITSPRYSE SOOS OP
This is only an example of how an export parity price can be calculated - it can vary according to need	US No3Y Maize/ Mielies Gulf/Golf (b)	US HRW Wheat/Koring Gulf/Golf (b)	US DNS 14% Wheat/Koring PNW (b)	Argentine Raw Runner 40/50 Groundnuts/ Grondbone (f)	Hierdie is slegs 'n voorbeeld van hoe 'n uitvoerpariteitsprys bereken kan word - dit kan varieer volgens behoefte
	Oct/Okt 2018	Oct/Okt 2018	Oct/Okt 2018	Oct/Okt 2018	
FOB Gulf value (\$/t)	152.00	241.00	255.00	1465.00	VAB Golfwaarde (\$/t)
Difference in quality and locality of SA ¹ Maize: Plus US\$10 (\$/t) Groundnuts: Less 3,5% of fob value	\$10.00			96,5%	¹ Kwaliteits- en liggingsverskil van SA Mielies: Plus VSA\$10 (\$/t) Grondbone: Min 3,5% van vab waarde
SA fob price (\$/t)	162.00	241.00	255.00	1413.73	SA vab prys (\$/t)
Exchange rate (1\$=): (2018/09/18) ²	14.9040	14.9040	14.9040	14.9040	² Wisselkoers (1\$=): (2018/09/18)
FOB Gulf value (R/t)	2414.45	3591.86	3800.52	21070.23	VAB Golfwaarde (R/t)
Marketing costs:					Bemerkings koste:
Financing (Prime rate 10% - 30 days) (R/t)	19.84	29.52	31.24	173.18	Finansieringskoste (Primakoers 10% - 30 dae) (R/t)
Railage: ³ Randfontein – Durban harbour	320.00	320.00	320.00	-	³ Spoorvrug: Randfontein – Durbanhawe
Loading costs: (R/t) ⁴ Durban Harbour (Mainly spout method)	192.50	205.14	205.14	562.50	⁴ Oplaikoste: (R/t) Durbanhawe (Hoofsaaklik trechter metode)
EXPORT REALISATION (R/t):					UITVOER REALISASIE (R/t):
Randfontein	1882.11	3037.20	3244.14	20334.55	Randfontein

Difference in quality and locality of SA (As requested by the industry)
 As from 14 June 2012, the discount/rebate will no longer be used to calculate the export parity price on US HRW and a new calculation will be added for US DNS, also without the discount/rebate.
 Reserve Bank
 Railage costs:
 Please note that on 1 April 2018 Spoornet's standard railage cost has changed to R320.00.
 Loading costs, received from Mainport Africa Shipping:
 Included: Cargo dues, handling, wharf supervision, agency/documentation, logistics & surveys (inspection of cargo).
 Excluded: Ship agent fees, health & PPECB inspections, storage facility & transport costs to storage facility, VAT & duties.

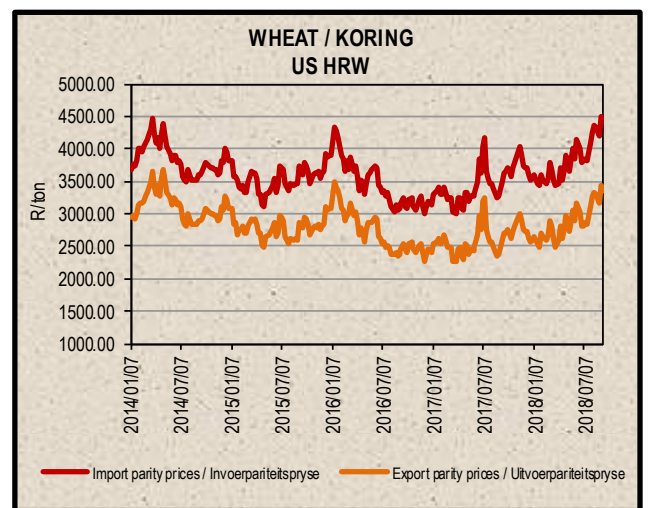
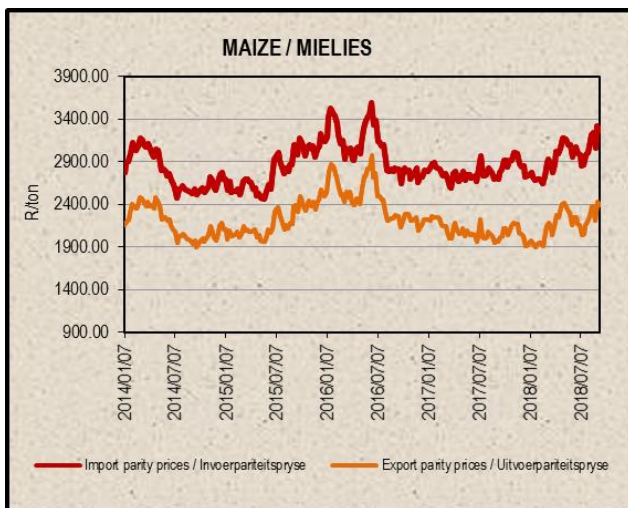
1

2

3

4

Kwaliteits- en liggingsverskil van SA (Soos deur die bedryf versoek)
 Vanaf 14 Junie 2012 sal die diskonto/premie nie meer gebruik word by die berekening van die uitvoerpariteitsprys van US HRW nie en 'n nuwe berekening word nou vir US DNS gedoen, ook sonder diskonto/premie.
 Reserwebank
 Spoorvrug koste:
 Neem asb. kennis dat Spoornet se standaard spoorvrug op 1 April 2018 verander het na R320.00.
 Oplaikoste, ontvang van Mainport Africa Shipping:
 Ingesluit: Kaaigelde, hantering, kaaitoesig, agente/dokumentasie, logistiek & opnames (inspeksie van skeepsvrug)
 Uitgesluit: Skeepagentskaps-, inspeksie-, opbergings- en vervoerkoste na opbergingsfasiliteit, BTW & invoerbelasting.



13. WEATHER

For local weather, please follow the link below:

<https://www.accuweather.com/en/za/south-africa-weather>

13. WEER

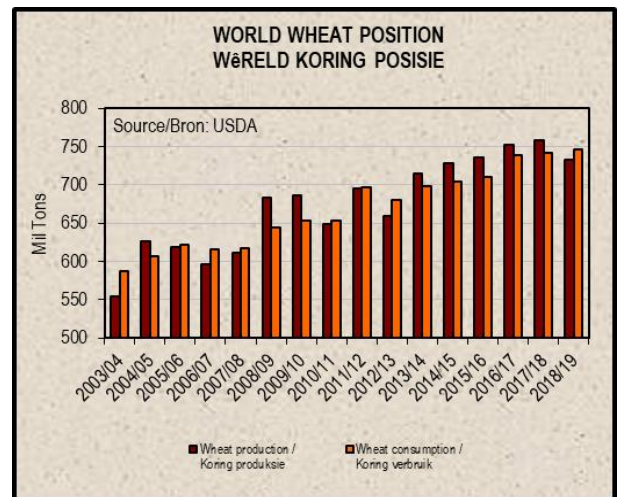
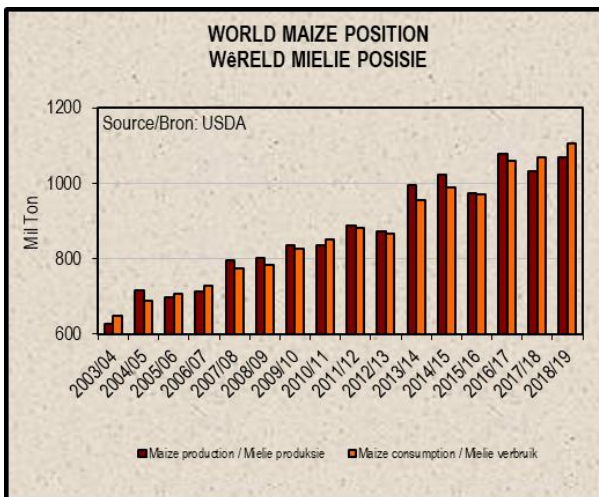
Vir plaaslike weer, volg asseblief die onderstaande skakel:

<https://www.accuweather.com/en/za/south-africa-weather>

14. SUNDRIES (h)

14. DIVERSE (h)

World Balance Sheet / Wêreld Balansstaat (2018/09/12)										
Million Ton	2018/19									Miljoen Ton
	Maize Mielies	Wheat Koring	Barley Gars	Sorghum	Oats Hawer	Ground-nuts Grond-bone	Canola/ Rape-seed	Soybeans Sojabone	Sunflower seed Sonne-blomsaad	
Production	1 069	733	143	59	23	44	72	369	50	Produksie
Consumption	1 106	746	144	59	23	18	69	308	45	Verbruik
Trade	158	182	29	7	2	4	17	157	2	Handel
Stock	157	261	18	5	3	3	6	108	3	Voorraad



Sources / Bronne:

(a) = Safex; (b) = International Grains Council; (c) = Reserve Bank;
 (d) = CBOT; (e) = KCBT; (f) = Oil World; (g) = Georganos Peanut World; (h) = USDA Fas-Online.
 * Formula according to ITAC (International Trade Administration Commission of South Africa)/
 Formule volgens ITAC (International Trade Administration Commission of South Africa)

SAGIS
 Nico Hawkins
 General Manager / Hoofbestuurder

Indemnity/Vrywaring: Although everything has been done to ensure the accuracy of the information, neither SAGIS nor any of its directors or employees takes any responsibility for actions or losses that might occur as a result of the usage of this information. / Alhoewel alles gedoen is om te verseker dat die inligting korrek is, aanvaar nie SAGIS of enige van sy direkteure of werknemers verantwoordelikheid vir enige aksies of verliese as gevolg van die inligting wat gebruik is nie.