

### SAGIS WEEKLY BULLETIN / SAGIS WEEKLIKSE BULLETIN

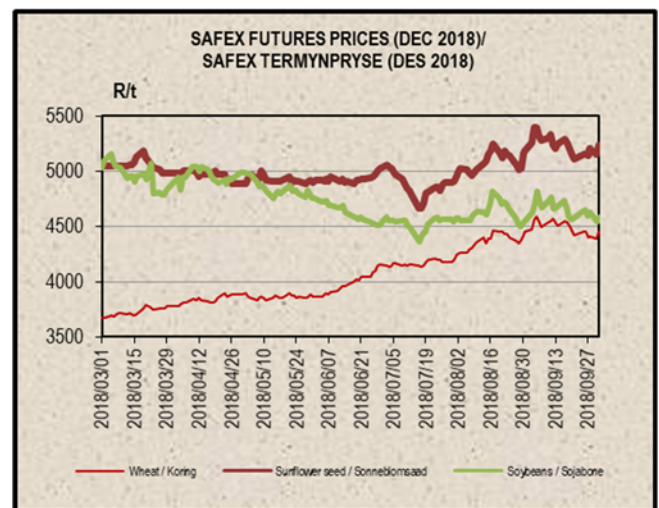
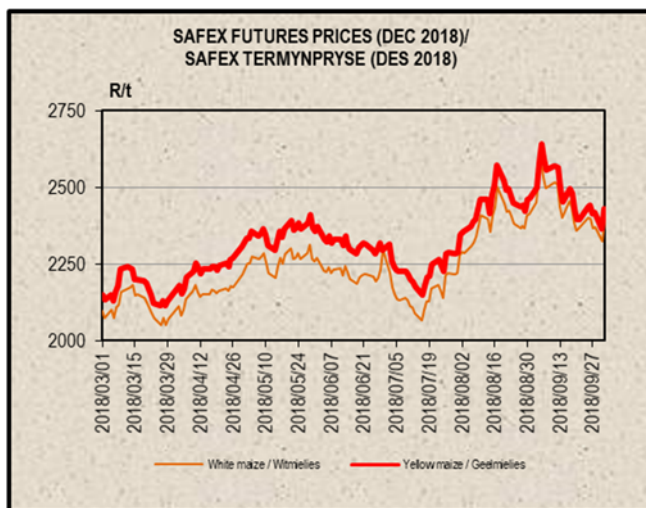
Please note that as from Thursday 23 Aug 2018, numbers 1, 2 & 3 in this bulletin will be hyperlinked with the relevant pages on our website / Neem asseblief kennis dat vanaf Donderdag 23 Aug 2018, sal nommers 1, 2 & 3 in hierdie bulletin geskakel wees met die relevante bladsye op ons webwerf.

1. PRODUCER DELIVERIES:	1. PRODUSENTELEWERINGS:
<a href="http://www.sagis.org.za/weekly_prod_deliveries.html">http://www.sagis.org.za/weekly_prod_deliveries.html</a>	
2. IMPORTS, EXPORTS & MAIZE INTENTIONS:	2. INVOERE, UITVOERE & MIELIE INTENSIES:
<a href="http://www.sagis.org.za/weekly_imp-exp.html">http://www.sagis.org.za/weekly_imp-exp.html</a>	

#### 3. DOMESTIC PRICES PER SAFEX (R/t)(a)

#### 3. PLAASLIKE PRYSE VOLGENS SAFEX (R/t)(a)

Commodity	Future Prices / Termynpryse (2018/10/02) R/ton					Kommoditeit
	Oct-18	Dec-18	Mar-19	May-19	Jul-19	
White maize	2340.00	2395.00	2445.00	2476.00	2524.00	Witmielies
Yellow maize	2365.00	2429.00	2481.00	2468.00	2504.00	Geelmielies
Wheat	4348.00	4449.00	4569.00	4604.00	4634.00	Koring
Sunflower	5160.00	5232.00	5155.00	5026.00	5082.00	Sonneblom
Soybeans	4466.00	4583.00	4704.00	4756.00	4860.00	Sojabone
Sorghum	n/a	3650.00	3600.00	3550.00	3550.00	Sorghum



Directors/Direkteure:

Boshoff JDW (Mr/Mnr), Make BB (Mr/Mnr), Mohane HT (Mr/Mnr), Nebe AAA (Mr/Mnr), Ngejane Z (Mr/Mnr), Purchase JL (Dr) Vice-Chairperson/Onder Voorsitter, Purnell M (Ms/Me) (Chairperson / Voorsitter)  
 Groothof WJ (Mr/Mnr), Penny GR (Mr/Mnr), Schoonwinkel BC (Mr/Mnr), Van der Merwe JM (Ms/Me)  
 Hawkins NJ (Mr/Mnr)

Alternate Directors/Alternatiewe Direkteure:  
 General Manager/Hoofbestuurder:

## 4. IMPORT TARIFF ON MAIZE (b)(c)

## 4. INVOERTARIEF OP MIELIES (b)(c)\*

Derived US No2Y Yellow Maize fob (Gulf) (b)	2018-09-26	2018-09-27	2018-09-28	2018-10-01	2018-10-02	Afgeleide VSA No2Y Geelmielies vab (Golf) (b)
RSA Initial Reference Price	<b>\$110.00</b>					RSA Oorspronklike Verwysingsprys
Base price (\$/t)	117.65	117.65	117.65	117.65	117.65	Basisprys (\$/t)
Daily price (\$/t) (IGC)	162.60	163.60	160.60	163.60	163.60	Daaglikse prys (\$/t) (IGC)
Average of 21 days (\$/t)	161.98	162.03	161.93	161.79	161.65	Gemiddeld van 21 dae (\$/t)
Deviation from base price (\$/t)	-44.33	-44.38	-44.28	-44.14	-44.00	Afwyking van basisprys (\$/t)
Duty on maize (\$/t)	-51.98	-52.03	-51.93	-51.79	-51.65	Reg op mielies (\$/t)
R/\$ Exchange rate (average of 21 days)	14.7915	14.7810	14.7602	14.7342	14.7150	R/\$ Wisselkoers (gemiddeld van 21 dae)
Duty on maize before adjustment (R/t)	-768.86	-769.06	-766.50	-763.08	-760.03	Reg op mielies voor aanpassing (R/t)
Real effective exchange rate index	0.8653	0.8653	0.8653	0.8653	0.8653	Reële effektiewe wisselkoersindeks
Duty on maize (R/t)	-665.30	-665.46	-663.25	-660.30	-657.65	Reg op mielies (R/t)
<b>Tariff Gazetted 2006/12/08</b>	<b>R0.00/t</b>					<b>Tarief gepubliseer 2006/12/08</b>

## 5. IMPORT TARIFF ON WHEAT (b)(c)\*

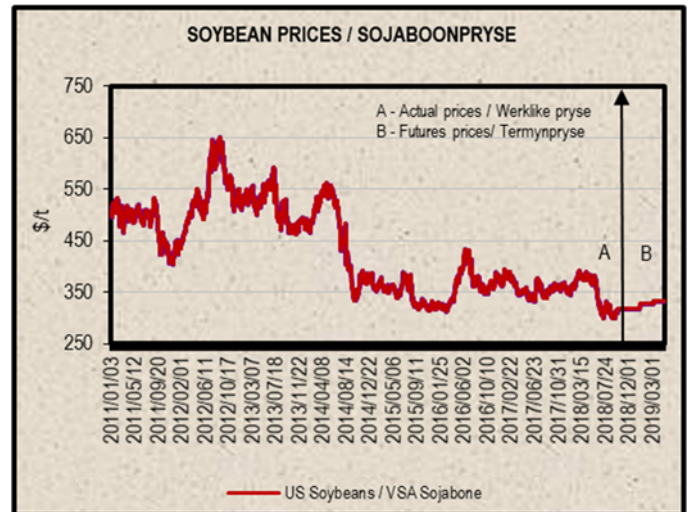
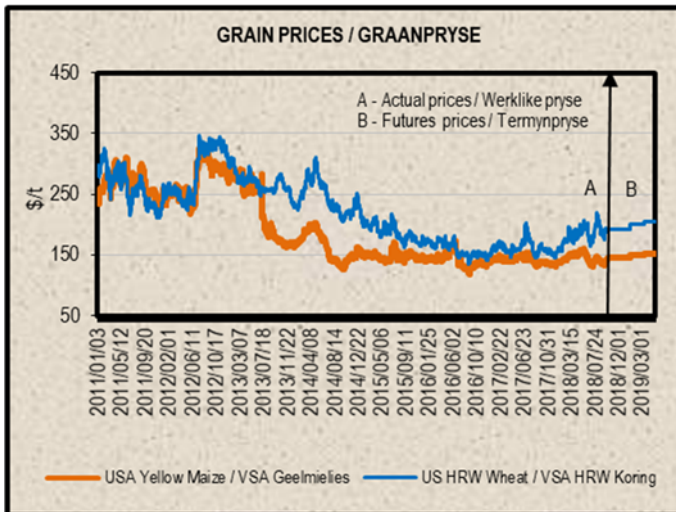
## 5. INVOERTARIEF OP KORING (b)(c)\*

US No2 HRW fob (Gulf)	2018/09/04	2018/09/11	2018/09/18	2018/09/25	2018/10/02	VSA No2 HRW vab (Golf)
RSA Initial Reference Price	279.00	279.00	279.00	279.00	279.00	RSA Oorspronklike Verwysingsprys
Base price (\$/t)	255.67	255.67	241.00	241.00	241.00	Basis prys (\$/t)
Weekly price (\$/t) (IGC)	244.00	239.00	241.00	243.00	242.00	Weeklikse prys (\$/t) (IGC)
3 Weeks moving average (\$/t)	243.33	241.00	241.33	241.00	242.00	3 Weke skuiwende gemiddeld (\$/t)
Deviation from base price (\$/t)	12.34	14.67	-0.33	0.00	-1.00	Afwyking van basisprys (\$/t)
Number of weeks that the deviation is more than \$10	2	3				Aantal weke wat die afwyking meer as \$10 is
Calculated duty on wheat (\$/t)	35.67	38.00	37.67	38.00	37.00	Berekende reg op koring (\$/t)
R/\$ exchange rate	15.0512	15.0510	14.9040	14.2923	14.3202	R/\$ wisselkoers
Calculated duty before adjustment (R/t)	536.88	571.94	561.43	543.11	529.85	Berekende reg voor aanpassing (R/t)
Real effective exchange rate Index	0.8580	0.8580	0.8580	0.8580	0.8653	Reële effektiewe wisselkoersindeks
Calculated duty on wheat (R/t)	460.64	490.72	481.71	465.99	458.48	Berekende reg op koring (R/t)
<b>Tariff Gazetted 2018/08/24 (R/t)</b>	<b>R 640.54</b>					<b>Tarief gepubliseer 2018/08/24 (R/t)</b>

6. PRICES – INTERNATIONAL (US\$/t)

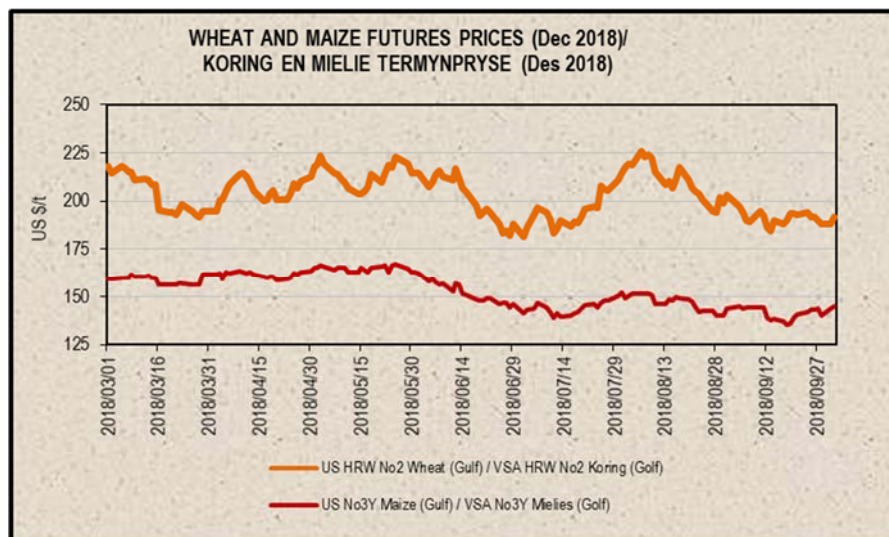
6. PRYSE - INTERNASIONAAL (VSA\$/t)

FOB (US\$/t)	Export Quotations/ Uitvoerkwotasie (b)(f)(g)				VAB (VSA\$/t)
	2018/10/02	2018/09/25	2018/09/18	2018/09/11	
US No 2 HRW Wheat (Gulf)	242.00	243.00	241.00	239.00	VSA No 2 HRW Koring (Golf)
US DNS Wheat 14% PNW	256.00	256.00	255.00	255.00	VSA DNS Koring 14% PNW
Argentine Wheat (Up River)	232.00	230.00	236.00	236.00	Argentynse Koring (Up River)
EC (France) Wheat (grade 1)	235.00	241.00	237.00	236.00	EU (Frankryk) Koring (graad 1)
EC (Germany) B Quality Wheat	242.00	249.00	245.00	244.00	EU (Duitsland) B Kwaliteit Koring
Russia Milling 12.5%	233.00	224.00	221.00	224.00	Swart See Maalkoring
US No 3Y Maize (Gulf)	162.00	161.00	152.00	163.00	VSA No3Y Mielies (Golf)
Argentine Maize (Up River)	164.00	163.00	153.00	162.00	Argentynse Mielies (Up River)
US Sorghum (Gulf)	178.00	177.00	171.00	184.00	VSA Sorghum (Golf)
Argentine Sorghum (Up River)	130.00	130.00	130.00	135.00	Argentynse Sorghum (Up River)
US Soybeans (Gulf)	323.00	313.00	301.00	309.00	VSA Sojabone (Gulf)
Argentine Soybeans (Up River)	398.00	386.00	374.00	379.00	Argentynse Sojabone (Up River)
Canadian Canola	416.00	406.00	402.00	403.00	Kanadese Canola
Argentine Groundnuts Runners 40/50	1460.00	1460.00	1465.00	1465.00	Argentynse Grondbone 40/50 Runners
US Groundnuts Runners 40/50 shelled	1290.00	1311.00	1341.00	1341.00	VSA Grondbone 40/50 Runners uitgedop
Australian Malting Barley (Commander Malt)	343.00	345.00	327.00	311.00	Australiese Moutgars (Commander Mout)



Futures prices (US\$/t) / Termynpryse (VSA\$/t) (d)(e) (2018/10/02)

Commodity	Dec-18	Mar-19	May-19	Jul-19	Sep-19	Dec-19	Kommoditeit
US No3 Yellow maize	144.64	149.36	152.43	154.48	155.74	157.63	VSA No3 Geelmielies
US No2 HRW wheat	191.95	200.77	205.62	207.09	212.16	219.50	VSA No2 HRW koring
US Soybeans	N/A	327.83	332.60	336.65	339.29	N/A	VSA Sojabone



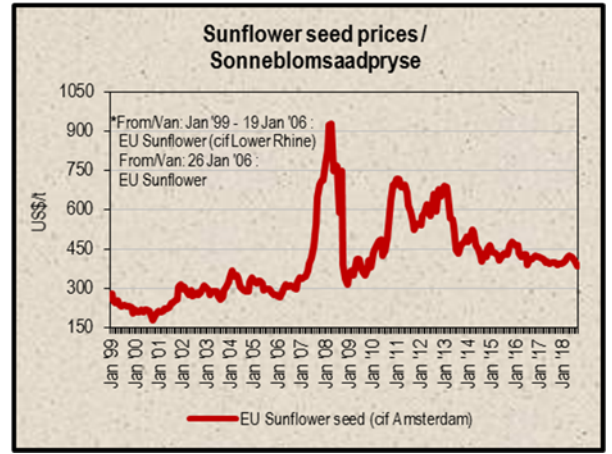
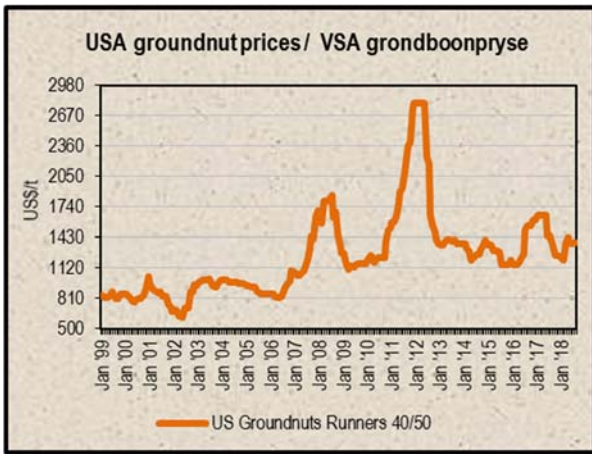
7. LOWEST REPRESENTATIVE ASKING PRICES  
(US\$/t)(f)(g)(Prices of previous week)

7. LAAGSTE VERTEENWOORDIGENDE PRYSE GEVRA  
(Pryse van vorige week)(VSA\$/t)(f)(g)

US\$/t	2018/09/27	2018/09/20	Change/ Verandering	VSA\$/t
Soybeans, Brazil, c.i.f. Rotterdam	n/a	n/a	n/a	Sojabone, Brasilië, k.a.v. Rotterdam
Soybeans, USA, c.i.f. Rotterdam	362	352	2.8%	Sojabone, VSA, k.a.v. Rotterdam
Groundnuts, USA Runners 40/50*	1330	1350	-1.5%	Grondbone, VSA Runners 40/50*
Groundnuts, Argentine Runners 40/50*	1550	1550	0.0%	Grondbone, Argentynse Runners 40/50*
Groundnut-oil, c.i.f. Rotterdam	1265	1265	0.0%	Grondboon-olie, k.a.v. Rotterdam
Sunflower seed, EU c.i.f. Amsterdam	373	378	-1.3%	Sonneblomsaad, EU k.a.v. Amsterdam
Sunflower seed, fob Black Sea	345	350	-1.4%	Sonneblomsaad, EU k.a.v. Amsterdam
Sunflower-oil, EU (fob) N.W. Europe	700	700	0.0%	Sonneblom-olie, EU (vab) N.W. Eur.
Rapeseed, Europe, 00, c.i.f. Hamburg	436	429	1.6%	Raapsaad, Europa, 00, k.a.v. Hamburg

\* Shelled, c.i.f. Rotterdam

\* Uitgedop k a v Rotterdam



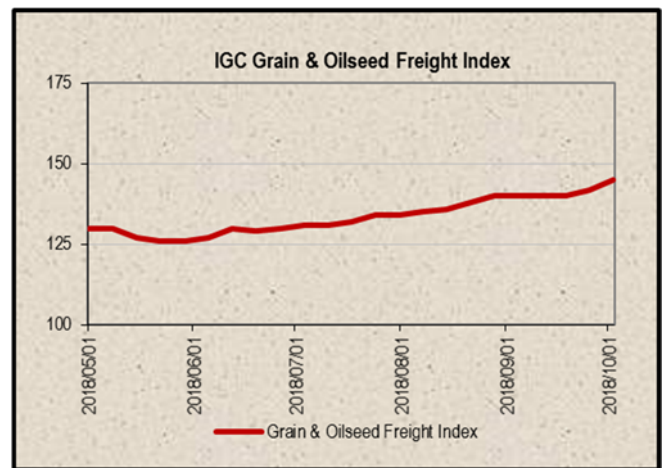
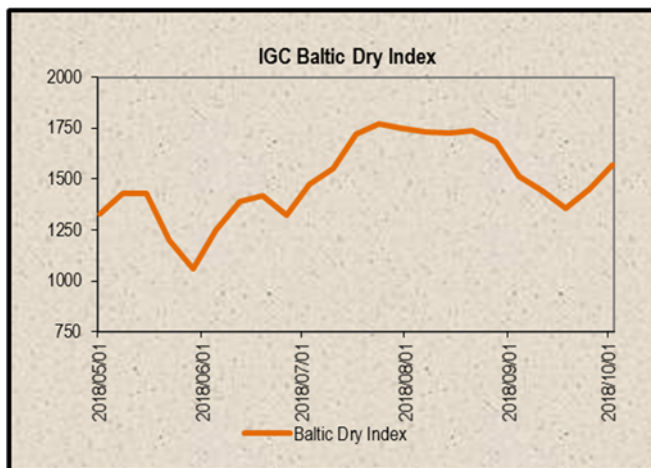
8. IGC FREIGHT INDICES (b)

8. IGC VRAG INDEKSE (b)

IGC FREIGHT INDICES / IGC VRAG INDEKSE							
	2018/08/28	2018/09/04	2018/09/11	2018/09/18	2018/09/25	2018/10/02	
Grain & Oilseeds Freight Index*	140	140	140	140	142	145	Graan & Oliesade Vrag Indeks*
Baltic Dry Index	1684	1513	1439	1356	1450	1570	Baltiese Droë Indeks

\* IGC's new Grain & Oilseeds Freight Index (GOFI) represents 68 major grain routes, compared to 15 routes covered previously. Similar to the previous index, the GOFI will be calculated on a weekly basis, with the first week of January 2013 taken as its base of 100.

\* IGC se nuwe Graan & Oliesade Vrag Indeks (GOVI) verteenwoordig 68 hoof graanroetes, teenoor 15 roetes wat voorheen gedek is. Soortgelyk aan die vorige indeks, sal die GOVI weekliks bereken word met die eerste week van Januarie 2013 geneem as basis van 100.



9. IMPORT PARITY PRICES – SUMMER GRAINS (b)(c)

9. INVOERPARITEITPRYSE - SOMERGRANE (b)(c)

INVOERPARITEITPRYSE VAN SOMERGRANE (BTW UITGESLT) SOOS OP			2018/10/02		IMPORT PARITY PRICES OF SUMMER GRAINS (VAT EXCL) AS ON		
ITEM	Nota/ Note	Mielies/Maize	Mielies/Maize	Sorghum	Sorghum	Sorghum	ITEM
		VSA/ USA Golf/Gulf (no.3Y) \$/t	Argentynse/ Argentine Up River \$/t	VSA/ USA Golf/Gulf \$/t	Argentynse/ Argentine Up River \$/t	Australiese/ Austrian Brisbane \$/t	
Internasionale VAB pryse	a	162.00	164.00	178.00	130.00	329.00	International FOB prices
Vraggeld	b	40.00	36.00	40.00	36.00	20.00	Freight Rates
Assuransie (0.3% van VAB)		0.49	0.49	0.53	0.39	0.99	Insurance (0.3% of FOB)
1 KOSTE, ASSURANSIE EN VRAG (KAV) \$/T <i>Omskakel na R/t</i>		202.49	200.49	218.53	166.39	349.99	1 COST, INSURANCE AND FREIGHT (CIF) \$/T <i>Converted to R/t</i>
R/\$ Wisselkoers op: 2018/10/02	c	14.3202	14.3202	14.3202	14.3202	14.3202	R/\$ Exchange rate on: 2018/10/02
2 KOSTE, ASSURANSIE EN VRAG (KAV) R/t		R/t	R/t	R/t	R/t	R/t	2 COST, INSURANCE AND FREIGHT (CIF) R/t
Finansieringskoste	d	23.83	23.60	25.72	19.58	41.19	Financing cost
3 KOSTE, ASSURANSIE, VRAG EN FINANSIERING R/t		2923.53	2894.66	3155.11	2402.32	5053.12	3 COST, INSURANCE, FREIGHT AND FINANCING R/t
Aflaaiikoste:	e, f						Discharging cost:
- Kaapstad		205.87	205.87	n/a	n/a	n/a	- Cape Town
- Durban		199.28	199.28	203.37	203.37	203.37	- Durban
Invoertarif	g	0.00	0.00	76.47	55.85	141.34	Import Tariff
4 VRY OP SPOOR (VOS) R/t							4 FREE ON RAIL (FOR) R/t
- Kaapstad		3129.40	3100.53	n/a	n/a	n/a	- Cape Town
- Durban		3122.81	3093.94	3231.58	2458.17	5194.46	- Durban
Spoorvragkoste	h						Railage cost
- Durban na Randfontein		320.00	320.00	320.00	320.00	320.00	- Durban to Randfontein
5 GELEWER: - Durban na Randfontein R/ton		3442.81	3413.94	3551.58	2778.17	5514.46	5 DELIVERED: - Durban to Randfontein R/ton

Notas/Notes:

a Bron van pryse en vraggeld : IGC GMI 2018/10/02  
Source of prices and freight rates: IGC GMI

Termyn / Term	US\$/ton (VAB/FOB)	Vraggeld/Freight Rate:	US\$/ton
Mielies/Maize: VSA/USA (Golf/Gulf No.3Y)	162.00	US Golf / Gulf	40.00
Mielies/Maize: Argentinië/Argentinia (Up River)	164.00	Argentinië / Argentinia	36.00
Sorghum: VSA/USA (Golf / Gulf Milo)	178.00	Australië/Australia	20.00
Sorghum: Argentinië/Argentinia (Up River)	130.00		
Sorghum: Australië/Australia (Brisbane)	329.00		

b Vraggeld: bereken vir vragte van +/- 20 000 - 30 000t. / Freight rates: calculated for freights of +/- 20 000 - 30 000t.

c Reserwebank / Reserve Bank

d Finansieringskoste: 30 000t @ KAV @ primakoers vir 30 dae. Bron/Source: SARB 10.00% 2018/03/29  
Financing cost: 30 000t @ CIF @ prime rate for 30 days.

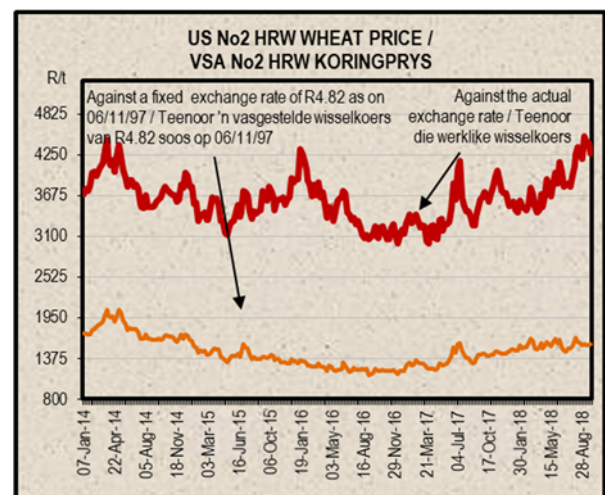
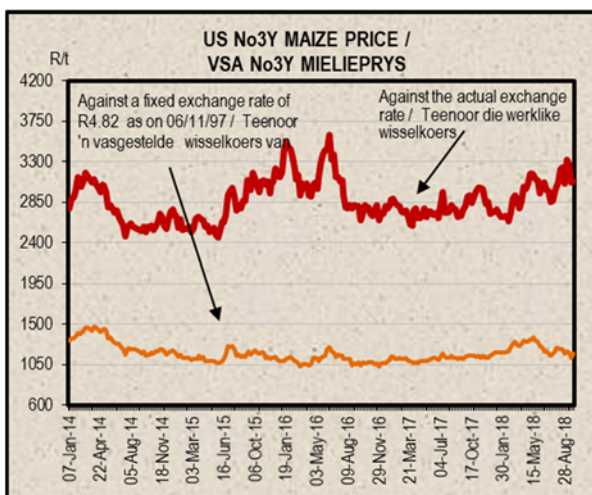
	Mielies/Maize:	Sorghum
Kaapstad / Cape Town:	205.87	n/a
Durban:	199.28	203.37

e Aflaaiikoste / Discharging costs (R/ton):  
Bron / Source: Mainport Africa Shipping

f Ingesluit: Kaatgelde, hantering, kaaioesig, agente/dokumentasie, logistiek & opnames (inspeksie van skeepsvrag) / Included: Wharfage, handling, wharf supervision, agent/documentation, logistic & survey (inspection of shipload).  
Uitgesluit: Gesondheidsinspeksie-, skeepagentskapfooi, strooktoetsingslooi vir GMO, opbergingskoste asook BTW en invoerbelasting / Excluded: Health inspection fee, Ship agency fee, strip testing fees for GMO, storage costs as well as VAT and import duty.  
N.B: Slegs 'n aanduiding, aangiesien koste van opname beding kan word / N.B: Indication only, as cost of survey can be negotiated.

g Invoertarif / Import Tariff:  
Mielies/Maize = Vry / Free  
Sorghum = 3% op VAB / on FOB

h Neem asb. kennis van die verandering in Spoorne se standaard spoorvrag op 1 April 2018, na R320.00.  
Please note the change in Spoorne's standard railage cost on 1 April 2018 to R320.00.



10. IMPORT PARITY PRICES – WINTER CEREALS (b)(c)

10. INVOERPARITEITPRYSE - WINTERGRANE (b)(c)

INVOERPARITEITPRYSE VAN WINTERGRANE (BTW UITGESLT) SOOS OP		2018/10/02					IMPORT PARITY PRICES OF WINTER CEREALS (VAT EXCL) AS ON		
ITEM	Nota / Note	Koring/Wheat	Koring/Wheat	Koring/Wheat	Koring/Wheat	Koring/Wheat	Gars/Barley	Gars/Barley	ITEM
		VSA/ USA Golf/Gulf HRW	VSA/ USA PNW DNS	Argentynse/ Argentine Up River Trigo Pan	EU Duitsland/ Germany Hamburg B kwaliteit/ quality	Russies/ Russian Black Sea 12.50%	Australiese/ Australian Fremantle Mout/Malting	Franse/ French Rouen Mout/Malting	
Internasionale VAB pryse	a	242.00	256.00	232.00	242.00	233.00	343.00	293.00	International FOB prices
Vraggeld	b	40.00	40.00	36.00	32.00	39.00	21.00	33.00	Freight Rates
Assuransie (0.3% van VAB)		0.73	0.77	0.70	0.73	0.70	1.03	0.88	Insurance (0.3% of FOB)
1 KOSTE, ASSURANSIE EN VRAG (KAV) \$/T <i>Omskakel na R/t</i>		282.73	296.77	268.70	274.73	272.70	365.03	326.88	1 COST, INSURANCE AND FREIGHT (CIF) \$/T <i>Converted to R/t</i>
R/\$ Wisselkoers op: 2018/10/02	c	14.3202	14.3202	14.3202	14.3202	14.3202	14.3202	14.3202	R/\$ Exchange rate on: 2018/10/02
2 KOSTE, ASSURANSIE EN VRAG (KAV) R/t		4048.75	4249.81	3847.84	3934.19	3905.12	5227.30	4680.99	2 COST, INSURANCE AND FREIGHT (CIF) R/t
Finansieringskoste	d	33.28	34.93	31.63	32.34	32.10	42.96	38.47	Financing cost
3 KOSTE, ASSURANSIE, VRAG EN FINANSIERING R/t	e, f	4082.03	4284.74	3879.47	3966.53	3937.22	5270.26	4719.46	3 COST, INSURANCE, FREIGHT AND FINANCING R/t
Afblaikoste									Discharging cost
3.1 Kaapstad (Hoofsaaklik kaaihyskraan metode)		205.87	205.87	205.87	205.87	205.87	213.98	213.98	3.1 Cape Town (Mainly shore cranes method)
3.2 Durban (Hoofsaaklik suig-in-silo metode)		202.03	202.03	202.03	202.03	202.03	203.37	203.37	3.2 Durban (Mainly suction into silo method)
Invoertarif op koring	g	298.50	298.50	298.50	298.50	298.50	0.00	0.00	Import Tariff on wheat
4 VRY OP SPOOR (VOS) R/t									4 FREE ON RAIL (FOR) R/t
4.1 Kaapstadhawe		4586.40	4789.11	4383.84	4470.90	4441.59	5484.24	4933.44	4.1 Cape Town Harbour
4.2 Durbanhawe		4582.56	4785.27	4380.00	4467.06	4437.75	5473.63	4922.83	4.2 Durban Harbour
Spoorvragkoste	h								Railage cost
- Kaapstad na Paarl		160.59	160.59	160.59	160.59	160.59	n/a	n/a	- Cape Town to Paarl
- Durban na Randfontein		320.00	320.00	320.00	320.00	320.00	320.00	320.00	- Durban to Randfontein
5 GELEWER:									5 DELIVERED:
- Kaapstad na Paarl R/ton		4746.99	4949.70	4544.43	4631.49	4602.18	n/a	n/a	- Cape Town to Paarl R/ton
- Durban na Randfontein R/ton		4902.56	5105.27	4700.00	4787.06	4757.75	5793.63	5242.83	- Durban to Randfontein R/ton

Notas/Notes:

2018/10/02

a Bron van pryse en vraggeld : IGC GMI  
Source of prices and freight rates: IGC GMI

Termyn / Term	VAB/FOB US\$/ton	Vraggeld / Freight Rate: US\$/ton	Gars/Barley = US\$ + 1
Ok/Oct 2018	242.00	US (Golf / Gulf)	40.00
Ok/Oct 2018	256.00	Argentinië / Argentine (Upriver)	36.00
Ok/Oct 2018	232.00	EEC (Bordeaux Hamburg)	32.00
Ok/Oct 2018	242.00	Australië / Australia (Eastern)	20.00
Ok/Oct 2018	233.00	Black Sea	39.00
Ok/Oct 2018	343.00		
Ok/Oct 2018	293.00	(1)	

b Vraggeld: bereken vir vragte van +/- 20 000 - 30 000t / Freight rates: calculated for freights of +/- 20 000 - 30 000t

c Reserwebank / Reserve Bank

d Finansieringskoste: 30 000t @ KAV @ primakoers vir 30 dae. Bron/Source: SARB 10.00% 2018/03/29

Finansieringskoste: 30 000t @ CIF @ prime rate for 30 days.

e Afblaikoste / Discharging cost (R/ton):

	Koring/Wheat:	Gars/Barley:
Kaapstad /	205.87	213.98
Durban:	202.03	203.37

Bron / Source: Mainport Africa Shipping

f Ingesluit: Kaagelde, hantering, kaaitoesig, agente/dokumentasie, logistiek & opnames (inspeksie van skeepsvrag).

Included: Wharfage, handling, wharf supervision, agent/documentation, logistic & survey (inspection of shipload).

Uitgesluit: Gesondheidsinspeksie-, skeepagentskapfooi, strooktoetsingsfooi vir GMO, opbergingskoste asook BTW en invoerbelasting.

Excluded: Health inspection fee, Ship agency fee, strip testing fees for GMO, storage costs as well as VAT and import duty.

N.B: Slegs 'n aanduiding, aangesien koste van opname beding kan word / N.B: Indication only, as cost of survey can be negotiated.

g Invoertarif / Import Tariff:

Koring/Wheat = R298.50 p/ton

Gars/Barley = Vry/Free

h Neem asb. kennis van verandering in Spoornet se standaard spoorvrag op 1 April 2018 soos volg:

Kaapstad na Paarl R160.59 en Durban na Randfontein R320.00

Please note the change on 1 April 2018, in Spoornet's standard railrage cost as follows:

Cape Town to Paarl R160.59 and Durban to Randfontein R320.00

(1) Laaste prys ontvang op / Last price received on 2018-08-21

11. IMPORT PARITY PRICES – OIL SEEDS (b)(c)(f)(g)

11. INVOERPARITEITPRYSE - OLIESADE (b)(c)(f)(g)

INVOERPARITEITPRYSE VAN OLIESADE (BTW UITGESLT) SOOS OP 2018/10/02 IMPORT PARITY PRICES OF OIL SEEDS (VAT EXCL) AS ON

ITEM	Nota/ Note	Sojabone/ Soybeans	Sojabone/ Soybeans	Sojabone/ Soybeans	Sonneblom/ Sunflower	Sonneblom/ Sunflower	Canola	Grondbone/ Groundnuts	Grondbone/ Groundnuts	ITEM
		VSA/ USA Golf/Gulf	Argentynse/ Argentine Up River	Brazilië/ Brazil Paranagua	EU Franse/ French Bordeaux	Swart See / Black Sea	Kanadese/ Canadian Vancouver	Argentynse/ Argentine Raw Runners 40/50	VSA/ USA Raw Runners 40/50	
Internasionale VAB pryse	a	\$/t	\$/t	\$/t	\$/t		\$/t	\$/t	\$/t	International FOB prices
Vraggeld	b	323.00	398.00	414.00	363.00	345.00	416.00	1460.00	1290.00	Freight Rates
Assuransie (0.3% van VAB)		40.00	36.00	36.00	32.00	39.00	29.00	90.00	40.00	Insurance (0.3% of FOB)
1 KOSTE, ASSURANSIE EN VRAG (KAV) \$/T		0.97	1.19	1.24	1.09	1.04	1.25	4.38	3.87	1 COST, INSURANCE AND FREIGHT (CIF) \$/T
<i>Omskakel na R/t</i>										<i>Converted to R/t</i>
R/\$ Wisselkoers op: 2018/10/02	c	363.97	435.19	451.24	396.09	385.04	446.25	1554.38	1333.87	R/\$ Exchange rate on: 2018/10/02
2 KOSTE, ASSURANSIE EN VRAG (KAV) R/t		14.3202	14.3202	14.3202	14.3202	14.3202	14.3202	14.3202	14.3202	2 COST, INSURANCE AND FREIGHT (CIF) R/t
Finansieringskoste	d	R/t	R/t	R/t	R/t	R/t	R/t	R/t	R/t	Financing cost
3 KOSTE, ASSURANSIE, VRAG EN FINANSIERING R/t		5212.12	6232.01	6461.85	5672.09	5513.85	6390.39	22259.03	19101.29	3 COST, INSURANCE AND FREIGHT (CIF) R/t
Alfaakoste: Durban	e, f	42.84	51.22	53.11	46.62	45.32	52.52	182.95	157.00	Discharging cost: Durban
Invoertarif:	g	5254.96	6283.23	6514.96	5718.71	5559.17	6442.91	22441.98	19258.29	Import Tariff:
4 VRY OP SPOOR (VOS) R/t: Durban		203.37	203.37	203.37	203.37	203.37	203.37	605.32	605.32	4 FREE ON RAIL (FOR) R/t: Durban
		370.03	455.96	474.29	0.00	0.00	595.72	2090.75	1847.31	
	h	5828.36	6942.56	7192.62	5922.08	5762.54	7242.00	25138.05	21710.92	Railage cost
Spoorvragkoste										- Durban to Randfontein
- Durban na Randfontein		320.00	320.00	320.00	320.00	320.00	320.00	-	-	- Durban to Randfontein
5 GELEWER:										5 DELIVERED:
- Durban na Randfontein R/ton		6148.36	7262.56	7512.62	6242.08	6082.54	7562.00	-	-	- Durban to Randfontein R/ton

Notas/Notes:

a Bron van pryse en vraggeld / Source of prices and freight rates : IGC (GMI), Geogalos Peanut World & Oilworld

2018/10/02

Termyn / Term	US\$/ton (VAB/FOB)	Vraggeld/Freight Rate:	US\$/ton
Sojabone/Soybeans: VSA/USA (Golf/Gulf)	323.00	US Golf / Gulf	40.00
Sojabone/Soybeans: Argentinië/Argentina (Up River)	398.00	Argentinië / Argentina	36.00
Sojabone/Soybeans: Brazilië/Brazil (Paranagua)	414.00	EEC (Bordeaux/Hamburg)	32.00
Sonneblom/Sunflower: EU Frankryk/France (Bordeaux)	363.00	Kanada/Canada (North Pacific)	29.00
Sonneblom/Sunflower: Swart See/Black Sea	345.00	Swart See / Black Sea	39.00
Canola: Kanada/Canada (Vancouver)	416.00	Grondbone/Groundnuts (ARG)	90.00
Grondbone/Groundnuts: Argentinië/Argentina (Raw Runner 40/50)	1460.00		
Grondbone/Groundnuts: VSA/USA (Runners 40/50)	1290.00		

b Vraggeld: bereken vir vragte van +/- 20 000 - 30 000t. / Freight rates: calculated for freights of +/- 20 000 - 30 000t.

c Reserwebank / Reservebank

d Finansieringskoste: 30 000t @ KAV @ primakoers vir 30 dae. Bron/Source: SARB 10.00% 2018/03/29  
Financing cost: 30 000t @ CIF @ prime rate for 30 days.

e Alfaakoste / Discharging costs (R/ton):

	Sojabone/ Soybeans	Sonneblom/ Sunflower	Canola	Grondbone/ Groundnuts
Bron / Source: Mainport Africa Shipping	203.37	203.37	203.37	605.32

f Alfaakoste / Discharging fees:

Ingesluit: Kaaigelde, hantering, kaaioesig, agente/dokumentasie, logistiek & opnames (inspeksie van skeepsvrag) /  
Included: Wharfage, handling, wharf supervision, agent/documentation, logistic & survey (inspection of shipload).  
Uitgesluit: Gesondheidsinspeksie-, skeepagentskapfoel, strooktoetsingsfoel vir GMO, opbergingskoste asook BTW en invoerbelasting /  
Excluded: Health inspection fee, Ship agency fee, strip testing fees for GMO, storage costs as well as VAT and import duty.  
N.B: Slegs 'n aanduiding, aangesien koste van opname beding kan word / N.B: Indication only, as cost of survey can be negotiated.

g Invoertarif / Import Tariff:

Sojabone/Soybeans = 8% op VAB / on FOB  
Sonneblom/Sunflower = Vry / Free  
Canola = 10% op VAB / on FOB  
Grondbone/Groundnuts = 10% op VAB / on FOB

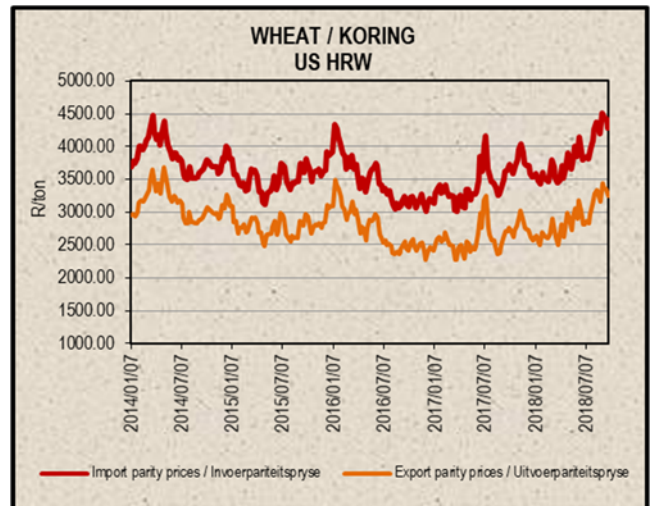
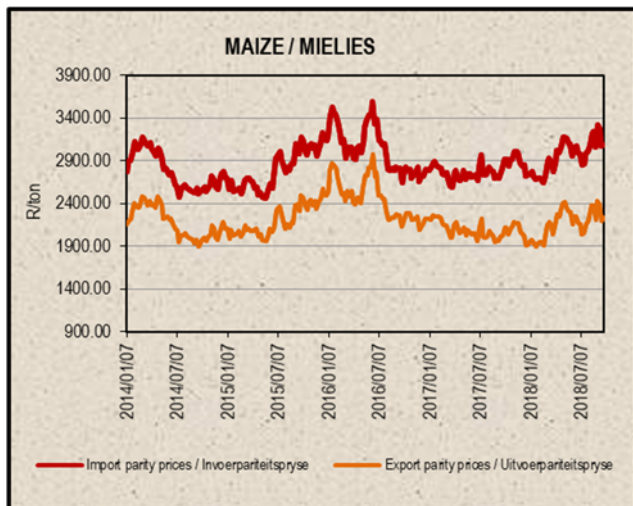
h Neem asb. kennis van die verandering in Spoornet se standaard spoorvrag op 1 April 2018, na R320.00  
Please note the change on 1 April 2018 in Spoornet's standard railage cost to R320.00

i Kwotasies is k.a.v. pryse. VAB pryse dus berekende pryse (kav minus vraggeld) / Quotes are c.i.f. prices. FOB prices are therefore calculated prices (cif minus freight rates).

12. EXPORT PARITY PRICES (b)(c)

12. UITVOERPARITEITPRYSE (b)(c)

INDICATIVE EXPORT PARITY PRICES AS ON	2018/10/02				AANDUIDENDE UITVOERPARITEITSPRYSE SOOS OP
	US No3Y Maize/ Mielies Gulf/Golf (b) Oct/Okt 2018	US HRW Wheat/Koring Gulf/Golf (b) Oct/Okt 2018	US DNS 14% Wheat/Koring PNW (b) Oct/Okt 2018	Argentine Raw Runner 40/50 Groundnuts/ Grondbone (f) Oct/Okt 2018	Hierdie is slegs 'n voorbeeld van hoe 'n uitvoerpariteitsprys bereken kan word - dit kan varieer volgens behoefte
This is <b>only an example</b> of how an export parity price can be calculated - it can vary according to need					
FOB Gulf value (\$/t)	162.00	242.00	256.00	1460.00	VAB Golfwaarde (\$/t)
Difference in quality and locality of SA <sup>1</sup> Maize: Plus US\$10 (\$/t) Groundnuts: Less 3,5% of fob value	\$10.00			96,5%	<sup>1</sup> Kwaliteits- en liggingsverskil van SA Mielies: Plus VSA\$10 (\$/t) Grondbone: Min 3,5% van vab waarde
SA fob price (\$/t)	172.00	242.00	256.00	1408.90	SA vab prys (\$/t)
Exchange rate (1\$=): (2018/10/02) <sup>2</sup>	14.3202	14.3202	14.3202	14.3202	<sup>2</sup> Wisselkoers (1\$=): (2018/10/02)
FOB Gulf value (R/t)	2463.07	3465.49	3665.97	20175.73	VAB Golfwaarde (R/t)
<b>Marketing costs:</b>					<b>Bemerkings koste:</b>
Financing (Prime rate 10% - 30 days) (R/t)	20.24	28.48	30.13	165.83	Finansieringskoste (Primakoers 10% - 30 dae) (R/t)
Railage: <sup>3</sup> Randfontein – Durban harbour	320.00	320.00	320.00	-	<sup>3</sup> Spoorvrag: Randfontein – Durbanhawe
Loading costs: (R/t) <sup>4</sup> Durban Harbour (Mainly spout method)	192.50	205.14	205.14	562.50	<sup>4</sup> Oplaaikoste: (R/t) Durbanhawe (Hoofsaaklik tregter metode)
<b>EXPORT REALISATION (R/t):</b>					<b>UITVOER REALISASIE (R/t):</b>
<b>Randfontein</b>	<b>1930.33</b>	<b>2911.87</b>	<b>3110.70</b>	<b>19447.40</b>	<b>Randfontein</b>
<i>Difference in quality and locality of SA (As requested by the industry)</i>			1		<i>Kwaliteits- en liggingsverskil van SA (Soos deur die bedryf versoek)</i>
<i>As from 14 June 2012, the discount/rebate will no longer be used to calculate the export parity price on US HRW and a new calculation will be added for US DNS, also without the discount/rebate.</i>					<i>Vanaf 14 Junie 2012 sal die diskonto/premie nie meer gebruik word by die berekening van die uitvoerpariteitprys van US HRW nie en 'n nuwe berekening word nou vir US DNS gedoen, ook sonder diskonto/premie.</i>
<i>Reserve Bank</i>			2		<i>Reserwebank</i>
<i>Railage costs:</i>					<i>Spoorvrag koste:</i>
<i>Please note that on 1 April 2018 Spoornet's standard railage cost has changed to R320.00.</i>			3		<i>Neem asb. kennis dat Spoornet se standaard spoorvrag op 1 April 2018 verander het na R320.00.</i>
<i>Loading costs, received from Mainport Africa Shipping:</i>					<i>Oplaaikoste, ontvang van Mainport Africa Shipping:</i>
<i>Included: Cargo dues, handling, wharf supervision, agency/documentation, logistics &amp; surveys (inspection of cargo).</i>			4		<i>Ingesluit: Kaai gelde, hantering, kaaitoesig, agente/dokumentasie, logistiek &amp; opnames (inspeksie van skeepsvrag)</i>
<i>Excluded: Ship agent fees, health &amp; PPECB inspections, storage facility &amp; transport costs to storage facility, VAT &amp; duties.</i>					<i>Uitgesluit: Skeepsagentskaps-, inspeksie-, opbergings- en vervoerkoste na opbergingsfasiliteit, BTW &amp; invoerbelasting.</i>





### 13. WEATHER

For local weather, please follow the link below:

<https://www.accuweather.com/en/za/south-africa-weather>

### 13. WEER

Vir plaaslike weer, volg asseblief die onderstaande skakel:

<https://www.accuweather.com/en/za/south-africa-weather>

#### *Sources /Bronne:*

*(a) = Safex; (b) = International Grains Council; (c) = Reserve Bank;*

*(d) = CBOT; (e) = KCBT; (f) = Oil World; (g) = Georganos Peanut World.*

*\* Formula according to ITAC (International Trade Administration Commission of South Africa)/  
Formule volgens ITAC (International Trade Administration Commission of South Africa)*

SAGIS

Nico Hawkins

General Manager / Hoofbestuurder

**Indemnity/Vrywaring:** Although everything has been done to ensure the accuracy of the information, neither SAGIS nor any of its directors or employees takes any responsibility for actions or losses that might occur as a result of the usage of this information. / Alhoewel alles gedoen is om te verseker dat die inligting korrek is, aanvaar nie SAGIS of enige van sy direkteure of werknemers verantwoordelikheid vir enige aksies of verliese as gevolg van die inligting wat gebruik is nie.