

SAGIS WEEKLY BULLETIN / SAGIS WEEKLIKSE BULLETIN

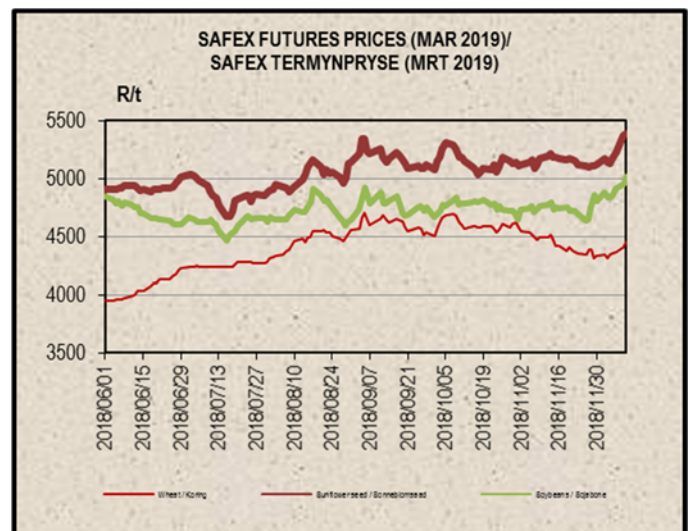
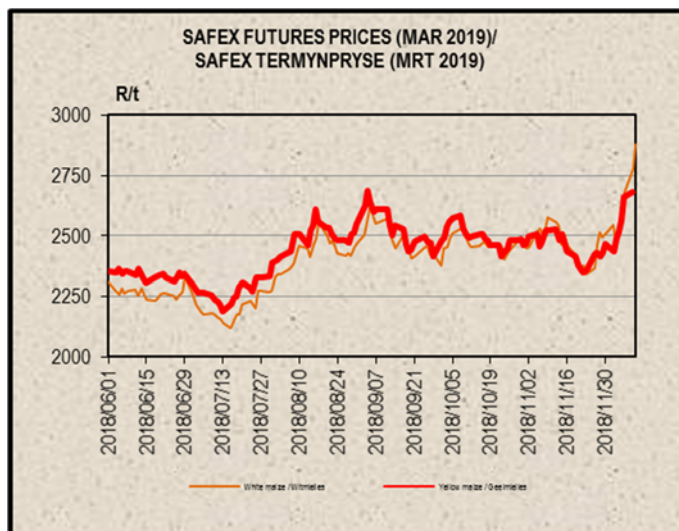
Please note that as from Thursday 23 Aug 2018, numbers 1, 2 & 3 in this bulletin will be hyperlinked with the relevant pages on our website / Neem asseblief kennis dat vanaf Donderdag 23 Aug 2018, sal nommers 1, 2 & 3 in hierdie bulletin geskakel wees met die relevante bladsye op ons webwerf.

1. PRODUCER DELIVERIES:	1. PRODUSENTELEWERINGS:
http://www.sagis.org.za/weekly_prod_deliveries.html	
2. IMPORTS, EXPORTS & MAIZE INTENTIONS:	2. INVOERE, UITVOERE & MIELIE INTENSIES:
http://www.sagis.org.za/weekly_imp-exp.html	

3. DOMESTIC PRICES PER SAFEX (R/t)(a)

3. PLAASLIKE PRYSE VOLGENS SAFEX (R/t)(a)

Commodity	Future Prices / Termynpryse (2018/12/11) R/ton					Kommoditeit
	Dec-18	Mar-19	May-19	Jul-19	Sep-19	
White maize	2809.00	2878.00	2927.00	2952.00	3000.00	Witmielies
Yellow maize	2635.00	2679.00	2655.00	2705.00	2761.00	Geelmielies
Wheat	4342.00	4449.00	4516.00	4540.00	4499.00	Koring
Sunflower	5460.00	5386.00	5068.00	5049.00	5188.00	Sonneblom
Soybeans	4891.00	5016.00	5100.00	5190.00	5234.00	Sojabone
Sorghum	3800.00	3700.00	3550.00	3200.00	3568.00	Sorghum



Directors/Direkteure:

Boshoff JDW (Mr/Mnr), Make BB (Mr/Mnr), Mohane HT (Mr/Mnr), Nebe AAA (Mr/Mnr), Ngejane Z (Mr/Mnr), Purchase JL (Dr) Vice-Chairperson/Onder Voorsitter), Purnell M (Ms/Me) (Chairperson / Voorsitter)
 Groothof WJ (Mr/Mnr), Penny GR (Mr/Mnr), Schoonwinkel BC (Mr/Mnr), Van der Merwe JM (Ms/Me)
 Hawkins NJ (Mr/Mnr)

Alternate Directors/Alternatiewe Direkteure:
General Manager/Hoofbestuurder:

4. IMPORT TARIFF ON MAIZE (b)(c)

4. INVOERTARIEF OP MIELIES (b)(c)*

Derived US No2Y Yellow Maize fob (Gulf) (b)	2018-12-05	2018-12-06	2018-12-07	2018-12-10	2018-12-11	Afgeleide VSA No2Y Geelmielies vab (Golf) (b)
RSA Initial Reference Price	\$110.00					RSA Oorspronklike Verwysingsprys
Base price (\$/t)	117.65	117.65	117.65	117.65	117.65	Basisprys (\$/t)
Daily price (\$/t) (IGC)	170.60	171.60	174.60	173.60	173.60	Daaglikse prys (\$/t) (IGC)
Average of 21 days (\$/t)	166.08	166.27	166.55	166.89	167.12	Gemiddeld van 21 dae (\$/t)
Deviation from base price (\$/t)	-48.43	-48.62	-48.90	-49.24	-49.47	Afwyking van basisprys (\$/t)
Duty on maize (\$/t)	-56.08	-56.27	-56.55	-56.89	-57.12	Reg op mielies (\$/t)
R/\$ Exchange rate (average of 21 days)	14.0093	14.0040	14.0101	14.0028	14.0056	R/\$ Wisselkoers (gemiddeld van 21 dae)
Duty on maize before adjustment (R/t)	-785.64	-788.01	-792.27	-796.62	-800.00	Reg op mielies voor aanpassing (R/t)
Real effective exchange rate index	0.8023	0.8023	0.8023	0.8023	0.8023	Reële effektiewe wisselkoersindeks
Duty on maize (R/t)	-630.32	-632.22	-635.64	-639.13	-641.84	Reg op mielies (R/t)
Tariff Gazetted 2006/12/08	R0.00/t					Tarief gepubliseer 2006/12/08

5. IMPORT TARIFF ON WHEAT (b)(c)*

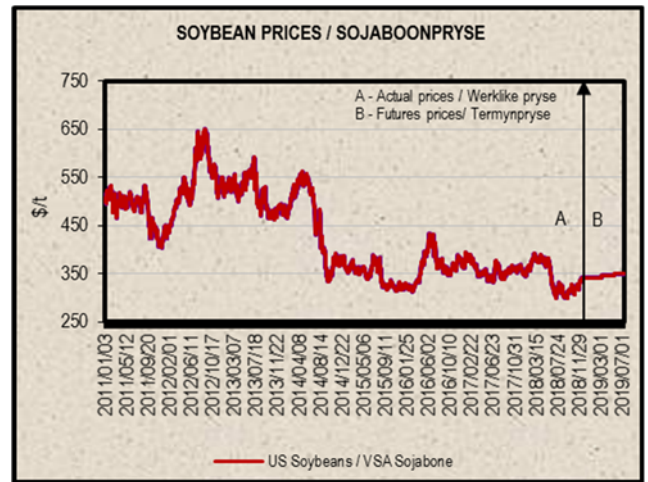
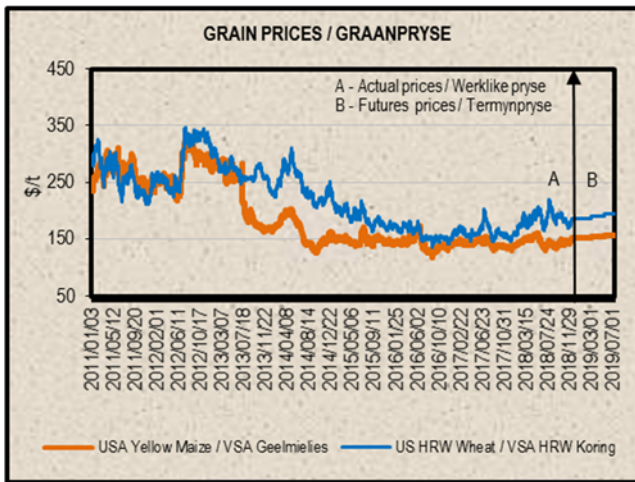
5. INVOERTARIEF OP KORING (b)(c)*

US No2 HRW fob (Gulf)	2018/11/13	2018/11/20	2018/11/27	2018/12/04	2018/12/11	VSA No2 HRW vab (Golf)
RSA Initial Reference Price	279.00	279.00	279.00	279.00	279.00	RSA Oorspronklike Verwysingsprys
Base price (\$/t)	241.00	241.00	241.00	241.00	241.00	Basis prys (\$/t)
Weekly price (\$/t) (IGC)	232.00	231.00	227.00	238.00	241.00	Weeklikse prys (\$/t) (IGC)
3 Weeks moving average (\$/t)	235.00	233.67	230.00	232.00	235.33	3 Weke skuiwende gemiddeld (\$/t)
Deviation from base price (\$/t)	6.00	7.33	11.00	9.00	5.67	Afwyking van basisprys (\$/t)
Number of weeks that the deviation is more than \$10			1			Aantal weke wat die afwyking meer as \$10 is
Calculated duty on wheat (\$/t)	44.00	45.33	49.00	47.00	43.67	Berekende reg op koring (\$/t)
R/\$ exchange rate	14.4033	14.0135	13.8645	13.6431	14.4480	R/\$ wisselkoers
Calculated duty before adjustment (R/t)	633.75	635.23	679.36	641.23	630.94	Berekende reg voor aanpassing (R/t)
Real effective exchange rate Index	0.8376	0.8376	0.8023	0.8023	0.8023	Reële effektiewe wisselkoersindeks
Calculated duty on wheat (R/t)	530.82	532.07	545.05	514.46	506.21	Berekende reg op koring (R/t)
Tariff Gazetted 2018/10/19 (R/t)	R 490.70					Tarief gepubliseer 2018/10/19 (R/t)

6. PRICES – INTERNATIONAL (US\$/t)

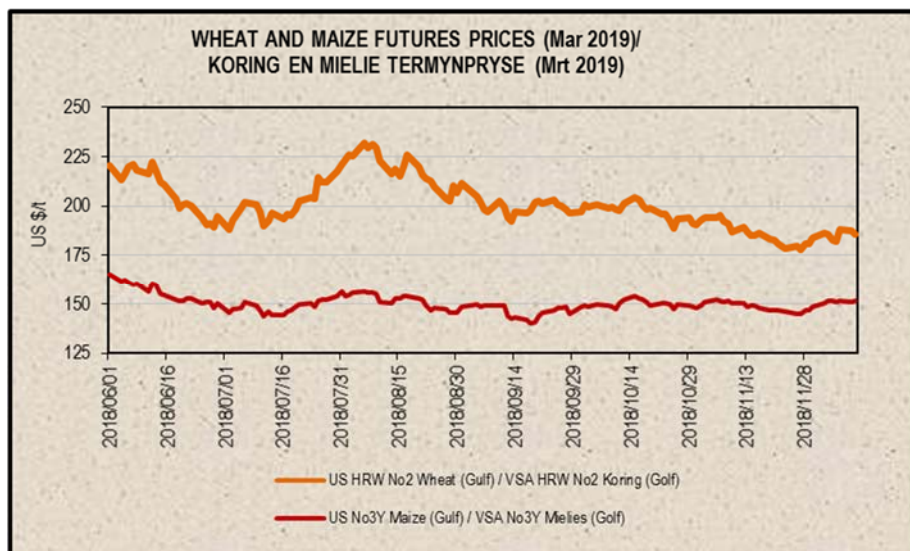
6. PRYSE - INTERNASIONAAL (VSA\$/t)

FOB (US\$/t)	Export Quotations/ Uitvoerkwotasie (b)(f)(g)				VAB (VSA\$/t)
	2018/12/11	2018/12/04	2018/11/27	2018/11/20	
US No 2 HRW Wheat (Gulf)	241.00	238.00	227.00	231.00	VSA No 2 HRW Koring (Golf)
US DNS Wheat 14% PNW	263.00	266.00	259.00	257.00	VSA DNS Koring 14% PNW
Argentine Wheat (Up River)	223.00	219.00	218.00	220.00	Argentynse Koring (Up River)
EC (France) Wheat (grade 1)	235.00	233.00	232.00	232.00	EU (Frankryk) Koring (graad 1)
EC (Germany) B Quality Wheat	238.00	237.00	235.00	235.00	EU (Duitsland) B Kwaliteit Koring
Russia Milling 12.5%	231.00	228.00	225.00	226.00	Swart See Maalkoring
US No 3Y Maize (Gulf)	172.00	169.00	161.00	163.00	VSA No3Y Mielies (Golf)
Argentine Maize (Up River)	171.00	169.00	159.00	161.00	Argentynse Mielies (Up River)
US Sorghum (Gulf)	177.00	175.00	165.00	167.00	VSA Sorghum (Golf)
Argentine Sorghum (Up River)	130.00	130.00	130.00	130.00	Argentynse Sorghum (Up River)
US Soybeans (Gulf)	345.00	343.00	330.00	331.00	VSA Sojabone (Gulf)
Argentine Soybeans (Up River)	362.00	361.00	355.00	364.00	Argentynse Sojabone (Up River)
Canadian Canola	392.00	396.00	389.00	390.00	Kanadese Canola
Argentine Groundnuts Runners 40/50	1310.00	1310.00	1310.00	1360.00	Argentynse Grondbone 40/50 Runners
US Groundnuts Runners 40/50 shelled	1210.00	1210.00	1210.00	1210.00	VSA Grondbone 40/50 Runners uitgedop
Australian Malting Barley (Commander Malt)	290.00	306.00	327.00	288.00	Australiese Moutgars (Commander Mout)



Futures prices (US\$/t) / Termynpryse (VSA\$/t) (d)(e) (2018/12/11)

Commodity	Dec-18	Mar-19	May-19	Jul-19	Sep-19	Dec-19	Kommoditeit
US No3 Yellow maize	147.63	151.41	154.40	156.92	157.47	159.05	VSA No3 Geelmielies
US No2 HRW wheat	177.69	185.63	189.96	193.64	198.12	204.37	VSA No2 HRW koring
US Soybeans	N/A	341.06	345.76	350.02	351.64	N/A	VSA Sojabone



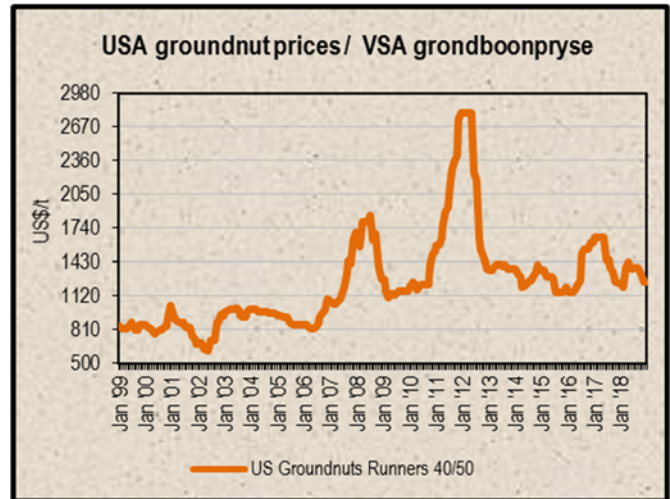
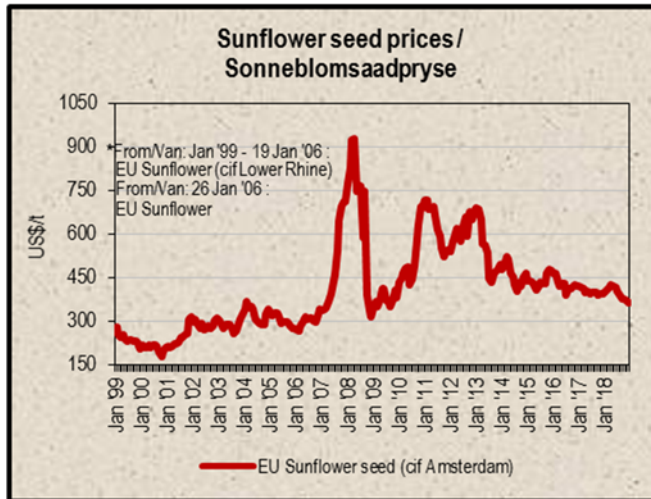
7. LOWEST REPRESENTATIVE ASKING PRICES
(US\$/t)(f)(g)(Prices of previous week)

7. LAAGSTE VERTEENWOORDIGENDE PRYSE GEVRA
(Pryse van vorige week)(VSA\$/t)(f)(g)

US\$/t	2018/12/06	2018/11/29	Change/ Verandering	VSA\$/t
Soybeans, USA, c.i.f. Rotterdam	381	375	1.6%	Sojabone, VSA, k.a.v. Rotterdam
Groundnuts, USA Runners 40/50*	1250	1250	0.0%	Grondbone, VSA Runners 40/50*
Groundnuts, Argentine Runners 40/50*	1400	1400	0.0%	Grondbone, Argentynse Runners 40/50*
Groundnut-oil, c.i.f. Rotterdam	1210	1190	1.7%	Grondboon-olie, k.a.v. Rotterdam
Sunflower seed, EU c.i.f. Amsterdam	370	370	0.0%	Sonneblomsaad, EU k.a.v. Amsterdam
Sunflower seed, fob Black Sea	340	340	0.0%	Sonneblomsaad, EU k.a.v. Amsterdam
Sunflower-oil, EU (fob) N.W. Europe	660	660	0.0%	Sonneblom-olie, EU (vab) N.W. Eur.
Rapeseed, Europe, 00, c.i.f. Hamburg	424	424	0.0%	Raapsaad, Europa, 00, k.a.v. Hamburg

* Shelled, c.i.f. Rotterdam

* Uitgedop k a v Rotterdam



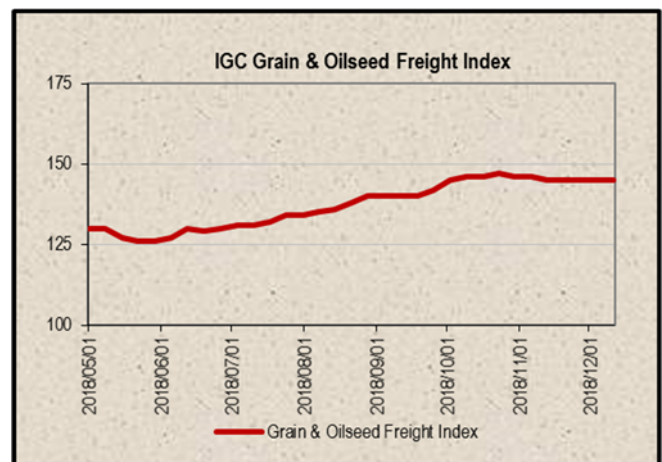
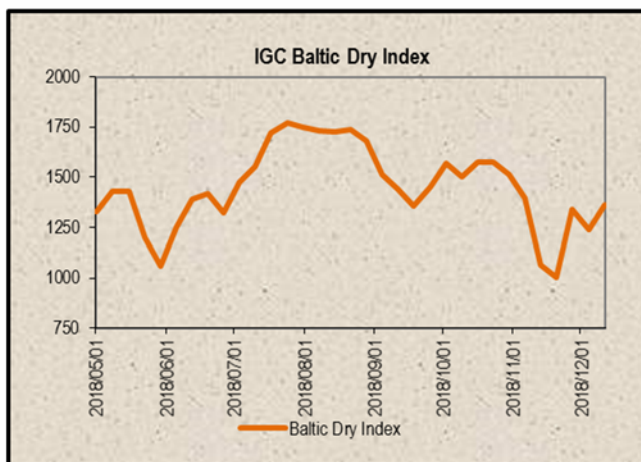
8. IGC FREIGHT INDICES (b)

8. IGC VRAG INDEKSE (b)

IGC FREIGHT INDICES / IGC VRAG INDEKSE							
	2018/11/06	2018/11/13	2018/11/20	2018/11/27	2018/12/04	2018/12/11	
Grain & Oilseeds Freight Index*	146	145	145	145	145	145	Graan & Oliesade Vrag Indeks*
Baltic Dry Index	1395	1064	1003	1339	1237	1364	Baltiese Droë Indeks

* IGC's new Grain & Oilseeds Freight Index (GOFI) represents 68 major grain routes, compared to 15 routes covered previously. Similar to the previous index, the GOFI will be calculated on a weekly basis, with the first week of January 2013 taken as its base of 100.

* IGC se nuwe Graan & Oliesade Vrag Indeks (GOVI) verteenwoordig 68 hoof graanroetes, teenoor 15 roetes wat voorheen gedek is. Soortgelyk aan die vorige indeks, sal die GOVI weekliks bereken word met die eerste week van Januarie 2013 geneem as basis van 100.



9. IMPORT PARITY PRICES – SUMMER GRAINS (b)(c)

9. INVOERPARITEITPRYSE - SOMERGRANE (b)(c)

INVOERPARITEITPRYSE VAN SOMERGRANE (BTW UITGESLT) SOOS OP			2018/12/11		IMPORT PARITY PRICES OF SUMMER GRAINS (VAT EXCL) AS ON		
ITEM	Nota/ Note	Mielies/Maize	Mielies/Maize	Sorghum	Sorghum	Sorghum	ITEM
		VSA/ USA Golf/Gulf (no.3Y) \$/t	Argentynse/ Argentine Up River \$/t	VSA/ USA Golf/Gulf \$/t	Argentynse/ Argentine Up River \$/t	Australiese/ Australian Brisbane \$/t	
Internasionale VAB pryse	a	172.00	171.00	177.00	130.00	291.00	International FOB prices
Vraggeld	b	40.00	37.00	40.00	37.00	18.00	Freight Rates
Assuransie (0.3% van VAB)		0.52	0.51	0.53	0.39	0.87	Insurance (0.3% of FOB)
1 KOSTE, ASSURANSIE EN VRAG (KAV) \$/T		212.52	208.51	217.53	167.39	309.87	1 COST, INSURANCE AND FREIGHT (CIF) \$/T
<i>Omskakel na R/t</i>							<i>Converted to R/t</i>
R/\$ Wisselkoers op: 2018/12/11	c	14.4480	14.4480	14.4480	14.4480	14.4480	R/\$ Exchange rate on: 2018/12/11
2 KOSTE, ASSURANSIE EN VRAG (KAV) R/t		3070.49	3012.55	3142.87	2418.45	4477.00	2 COST, INSURANCE AND FREIGHT (CIF) R/t
Finansieringskoste	d	25.87	25.38	26.48	20.37	37.72	Financing cost
3 KOSTE, ASSURANSIE, VRAG EN FINANSIERING R/t		3096.36	3037.93	3169.35	2438.82	4514.72	3 COST, INSURANCE, FREIGHT AND FINANCING R/t
Aflaaiikoste:	e, f						Discharging cost:
- Kaapstad		205.87	205.87	n/a	n/a	n/a	- Cape Town
- Durban		199.28	199.28	203.37	203.37	203.37	- Durban
Invoertarif	g	0.00	0.00	76.72	56.35	126.13	Import Tariff
4 VRY OP SPOOR (VOS) R/t							4 FREE ON RAIL (FOR) R/t
- Kaapstad		3302.23	3243.80	n/a	n/a	n/a	- Cape Town
- Durban		3295.64	3237.21	3246.07	2495.17	4640.85	- Durban
Spoorvragkoste	h						Railage cost
- Durban na Randfontein		320.00	320.00	320.00	320.00	320.00	- Durban to Randfontein
5 GELEWER: - Durban na Randfontein R/ton		3615.64	3557.21	3566.07	2815.17	4960.85	5 DELIVERED: - Durban to Randfontein R/ton

Notas/Notes:

a Bron van pryse en vraggeld : IGC GMI
Source of prices and freight rates: IGC GMI

2018/12/11

Termyn / Term	US\$/ton (VAB/FOB)	Vraggeld/Freight Rate:	US\$/ton
Mielies/Maize: VSA/USA (Golf/Gulf No.3Y)	Des/Dec 2018 172.00	US Golf / Gulf	40.00
Mielies/Maize: Argentynse/Argentine (Up River)	Des/Dec 2018 171.00	Argentynse / Argentina	37.00
Sorghum: VSA/USA (Golf / Gulf Milo)	Des/Dec 2018 177.00	Australiese/Australia	18.00
Sorghum: Argentynse/Argentine (Up River)	Des/Dec 2018 130.00		
Sorghum: Australiese/Australia (Brisbane)	Des/Dec 2018 291.00		

b Vraggeld: bereken vir vragte van +/- 20 000 - 30 000t. / Freight rates: calculated for freights of +/- 20 000 - 30 000t.

c Reserwebank / Reserve Bank

d Finansieringskoste: 30 000t @ KAV @ primakoers vir 30 dae. Bron/Source: SARB 10.25% 2018/11/22
Financing cost: 30 000t @ CIF @ prime rate for 30 days.

	Mielies/Maize:	Sorghum
Kaapstad / Cape Town:	205.87	n/a
Durban:	199.28	203.37

e Aflaaiikoste / Discharging costs (R/ton):

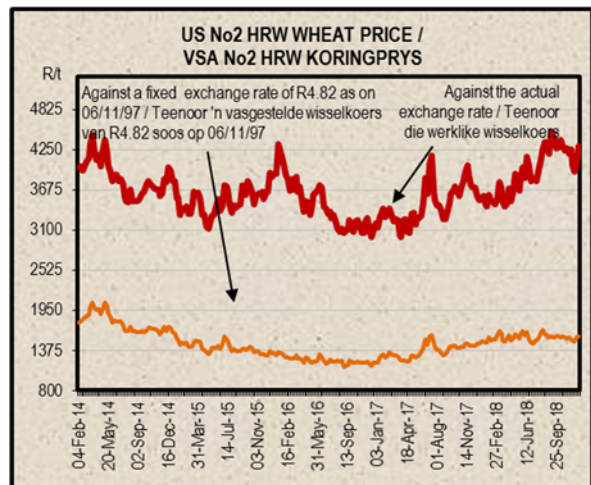
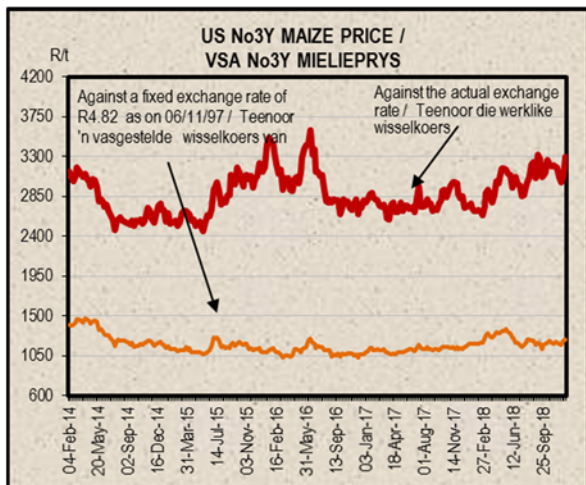
Bron / Source: Mainport Africa Shipping

f Ingesluit: Kaaijeld, hantering, kaaijoesig, agente/dokumentasie, logistiek & opnames (inspeksie van skeepsvrag) /
Included: Wharfage, handling, wharf supervision, agent/documentation, logistic & survey (inspection of shipload).
Uitgesluit: Gesondheidsinspeksie-, skeepagentskapfooi, strooktoetsingsfooi vir GMO, opbergingskoste asook BTW en invoerbelasting /
Excluded: Health inspection fee, Ship agency fee, strip testing fees for GMO, storage costs as well as VAT and import duty.
N.B: Slegs 'n aanduiding, aangesien koste van opname beding kan word / N.B: Indication only, as cost of survey can be negotiated.

g Invoertarif / Import Tariff:

Mielies/Maize = Vry / Free
Sorghum = 3% op VAB / on FOB

h Neem asb. kennis van die verandering in Spoorwet se standaard spoorvrag op 1 April 2018, na R320.00.
Please note the change in Spoorwet's standard railage cost on 1 April 2018 to R320.00.



10. IMPORT PARITY PRICES – WINTER CEREALS (b)(c)

10. INVOERPARITEITPRYSSE - WINTERGRANE (b)(c)

INVOERPARITEITPRYSSE VAN WINTERGRANE (BTW UITGESLT) SOOS OP		2018/12/11					IMPORT PARITY PRICES OF WINTER CEREALS (VAT EXCL) AS ON		
ITEM	Nota / Note	Koring/Wheat	Koring/Wheat	Koring/Wheat	Koring/Wheat	Koring/Wheat	Gars/Barley	Gars/Barley	ITEM
		VSA/ USA Golf/Gulf HRW	VSA/ USA PNW DNS	Argentynse/ Argentine Up River Trigo Pan	EU Duitsland/ Germany Hamburg B kwaliteit/ quality	Russies/ Russian Black Sea 12.50%	Australiese/ Australian Fremantle Mout/Malting	Fransse/ French Rouen Mout/Malting	
Internasionale VAB pryse	a	241.00	263.00	223.00	238.00	231.00	290.00	293.00	International FOB prices
Vraggeld	b	40.00	40.00	37.00	30.00	42.00	19.00	31.00	Freight Rates
Assuransie (0.3% van VAB)		0.72	0.79	0.67	0.71	0.69	0.87	0.88	Insurance (0.3% of FOB)
1 KOSTE, ASSURANSIE EN VRAG (KAV) \$/T <i>Omskakel na R/t</i>		281.72	303.79	260.67	268.71	273.69	309.87	324.88	1 COST, INSURANCE AND FREIGHT (CIF) \$/T <i>Converted to R/t</i>
R/\$ Wisselkoers op: 2018/12/11	c	14.4480	14.4480	14.4480	14.4480	14.4480	14.4480	14.4480	R/\$ Exchange rate on: 2018/12/11
2 KOSTE, ASSURANSIE EN VRAG (KAV) R/t		4070.29	4389.16	3766.16	3882.32	3954.27	4477.00	4693.87	2 COST, INSURANCE AND FREIGHT (CIF) R/t
Finansieringskoste	d	34.29	36.98	31.73	32.71	33.31	37.72	39.54	Financing cost
3 KOSTE, ASSURANSIE, VRAG EN FINANSIERING R/t	e, f	4104.58	4426.14	3797.89	3915.03	3987.58	4514.72	4733.41	3 COST, INSURANCE, FREIGHT AND FINANCING R/t
Aflaakoste									Discharging cost
3.1 Kaapstad (Hoofsaaklik kaaihyskraan metode)		205.87	205.87	205.87	205.87	205.87	213.98	213.98	3.1 Cape Town (Mainly shore cranes method)
3.2 Durban (Hoofsaaklik suig-in-silo metode)		202.03	202.03	202.03	202.03	202.03	203.37	203.37	3.2 Durban (Mainly suction into silo method)
Invoertarief op koring	g	490.70	490.70	490.70	490.70	490.70	0.00	0.00	Import Tariff on wheat
4 VRY OP SPOOR (VOS) R/t									4 FREE ON RAIL (FOR) R/t
4.1 Kaapstadhawe		4801.15	5122.71	4494.46	4611.60	4684.15	4728.70	4947.39	4.1 Cape Town Harbour
4.2 Durbanhawe		4797.31	5118.87	4490.62	4607.76	4680.31	4718.09	4936.78	4.2 Durban Harbour
Spoorvragkoste	h						n/a	n/a	Railage cost
- Kaapstad na Paarl		160.59	160.59	160.59	160.59	160.59			- Cape Town to Paarl
- Durban na Randfontein		320.00	320.00	320.00	320.00	320.00	320.00	320.00	- Durban to Randfontein
5 GELEWER:									5 DELIVERED:
- Kaapstad na Paarl R/ton		4961.74	5283.30	4655.05	4772.19	4844.74	n/a	n/a	- Cape Town to Paarl R/ton
- Durban na Randfontein R/ton		5117.31	5438.87	4810.62	4927.76	5000.31	5038.09	5256.78	- Durban to Randfontein R/ton

Notas/Notes:

2018/12/11

- a Bron van pryse en vraggeld : IGC GMI
Source of prices and freight rates: IGC GMI

Termyn / Term	VAB/FOB		Vraggeld / Freight Rate:	Gars/Barley =
	US\$/ton	US\$/ton		
Des/Dec 2018	241.00	US (Golf / Gulf)	40.00	
Des/Des 2018	263.00	Argentinië / Argentine (Upriver)	37.00	
Koring/Wheat: Argentinië / Argentine (Up River) Trigo Pan	223.00	EEC (Bordeaux Hamburg)	30.00	31.00
Koring/Wheat: EU (Duitsland / Germany) B kwaliteit / quality	238.00	Australië / Australia (Eastern)	18.00	19.00
Koring/Wheat: Russian Milling 12.5%	231.00	Black Sea	42.00	
Gars/Barley: Australiese moutgars/Australian malting barley (Adelaide)	290.00			
Gars/Barley: Fransse moutgars/French malting barley (Rouen)	293.00			

- b Vraggeld: bereken vir vragte van +/- 20 000 - 30 000t. / Freight rates: calculated for freights of +/- 20 000 - 30 000t.

- c Reserwebank / Reserve Bank

- d Finansieringskoste: 30 000t @ KAV @ primakoers vir 30 dae. Bron/Source: SARB 10.25% 2018/11/22
Financing cost: 30 000t @ CIF @ prime rate for 30 days.

- e Aflaakoste / Discharging cost (R/ton):
Bron / Source: Mainport Africa Shipping

	Koring/Wheat:	Gars/Barley:
Kaapstad /	205.87	213.98
Durban:	202.03	203.37

- f Ingesluit: Kaaihelde, hantering, kaaitoesig, agente/dokumentasie, logistiek & opnames (Inspeksie van skeepsvrag).

Included: Wharfage, handling, wharf supervision, agent/documentation, logistic & survey (inspection of shipload).
Uitgesluit: Gesondheidsinspeksie-, skeepsaagentskapfoel, strooktoetsingsfoel vir GMO, opbergingskoste asook BTW en invoerbelasting.
Excluded: Health inspection fee, Ship agency fee, strip testing fees for GMO, storage costs as well as VAT and import duty.
N.B: Slegs 'n aanduiding, aangesien koste van opname beding kan word / N.B: Indication only, as cost of survey can be negotiated.

- g Invoertarief / Import Tariff:
Koring/Wheat = R490.70 p/ton
Gars/Barley = Vry/Free

- h Neem asb. kennis van verandering in Spoornet se standaard spoorvrag op 1 April 2018 soos volg:
Kaapstad na Paarl R160.59 en Durban na Randfontein R320.00
Please note the change on 1 April 2018, in Spoornet's standard railage cost as follows:
Cape Town to Paarl R160.59 and Durban to Randfontein R320.00

(1) Laaste prys ontvang op / Last price received on 2018-08-21

11. IMPORT PARITY PRICES – OIL SEEDS (b)(c)(f)(g)

11. INVOERPARITEITPRYSE - OLIESADE (b)(c)(f)(g)

INVOERPARITEITPRYSE VAN OLIESADE (BTW UITGESLT) SOOS OP 2018/12/11 IMPORT PARITY PRICES OF OIL SEEDS (VAT EXCL) AS ON

ITEM	Nota/ Note	Sojabone/ Soybeans	Sojabone/ Soybeans	Sojabone/ Soybeans	Sonneblom/ Sunflower	Sonneblom/ Sunflower	Canola	Grondbone/ Groundnuts	Grondbone/ Groundnuts	ITEM
		VSA/ USA Golf/Gulf	Argentynse/ Argentine Up River	Brazilië/ Brazil Paranagua	EU Franse/ French Bordeaux	Swart See / Black Sea	Kanadese/ Canadian Vancouver	Argentynse/ Argentine Raw Runners 40/50	VSA/ USA Raw Runners 40/50	
Internasionale VAB pryse	a	\$/t 345.00	\$/t 362.00	\$/t 355.00	\$/t 354.00	337.00	392.00	\$/t 1310.00	\$/t 1210.00	International FOB prices
Vraggeld	b	40.00	37.00	37.00	30.00	42.00	26.00	90.00	40.00	Freight Rates
Assuransie (0.3% van VAB)		1.04	1.09	1.07	1.06	1.01	1.18	3.93	3.63	Insurance (0.3% of FOB)
1 KOSTE, ASSURANSIE EN VRAG (KAV) \$/T Omskakel na R/t		386.04	400.09	393.07	385.06	380.01	419.18	1403.93	1253.63	1 COST, INSURANCE AND FREIGHT (CIF) \$/T Converted to R/t
R/\$ Wisselkoers op: 2018/12/11	c	14.4480	14.4480	14.4480	14.4480	14.4480	14.4480	14.4480	14.4480	R/\$ Exchange rate on: 2018/12/11
2 KOSTE, ASSURANSIE EN VRAG (KAV) R/T		R/t 5577.51	R/t 5780.50	R/t 5679.08	R/t 5563.35	5490.38	6056.31	20283.98	18112.45	2 COST, INSURANCE AND FREIGHT (CIF) R/T
Finansieringskoste	d	46.99	48.70	47.84	46.87	46.25	51.02	170.89	152.59	Financing cost
3 KOSTE, ASSURANSIE, VRAG EN FINANSIERING R/T		5624.50	5829.20	5726.92	5610.22	5536.63	6107.33	20454.87	18265.04	3 COST, INSURANCE, FREIGHT AND FINANCING R/T
Aflaakoste: Durban	e, f	203.37	203.37	203.37	203.37	203.37	203.37	605.32	605.32	Discharging cost: Durban
Invoertarief:	g	398.76	418.41	410.32	0.00	0.00	566.36	1892.69	1748.21	Import Tariff:
4 VRY OP SPOOR (VOS) R/t: Durban		6226.63	6450.98	6340.61	5813.59	5740.00	6877.06	22952.88	20618.57	4 FREE ON RAIL (FOR) R/t: Durban
Spoorvragkoste	h									Railage cost
- Durban na Randfontein		320.00	320.00	320.00	320.00	320.00	320.00	-	-	- Durban to Randfontein
5 GELEWER: - Durban na Randfontein R/ton		6546.63	6770.98	6660.61	6133.59	6060.00	7197.06	-	-	5 DELIVERED: - Durban to Randfontein R/ton

Notas/Notes:

a Bron van pryse en vraggeld / Source of prices and freight rates : IGC (GMI), Georgalos Peanut World & Oilworld

2018/12/11

Termyn / Term	US\$/ton (VAB/FOB)	Vraggeld/Freight Rate:	US\$/ton
Sojabone/Soybeans: VSA/USA (Golf/Gulf)	Des/Dec 2018 345.00	US Golf / Gulf	40.00
Sojabone/Soybeans: Argentinië/Argentina (Up River)	Des/Dec 2018 362.00	Argentinië / Argentina	37.00
Sojabone/Soybeans: Brazilië/Brazil (Paranagua)	Des/Dec 2018 355.00	EEC (Bordeaux/Hamburg)	30.00
Sonneblom/Sunflower: EU Frankryk/France (Bordeaux)	Jan 2019 354.00	Kanada/Canada (North Pacific)	26.00
Sonneblom/Sunflower: Swart See/Black Sea	Des/Dec 2018 337.00	Swart See / Black Sea	42.00
Canola: Kanada/Canada (Vancouver)	Des/Dec 2018 392.00	Grondbone/Groundnuts (ARG)	90.00
Grondbone/Groundnuts: Argentinië/Argentina (Raw Runner 40/50)	Des/Dec 2018 1310.00		
Grondbone/Groundnuts: VSA/USA (Runners 40/50)	Des/Dec 2018 1210.00		

b Vraggeld: bereken vir vragte van +/- 20 000 - 30 000t / Freight rates: calculated for freights of +/- 20 000 - 30 000t.

c Reserwebank / Reservebank

d Finansieringskoste: 30 000t @ KAV @ primakoers vir 30 dae. Bron/Source: SARB 10.25% 2018/11/22
Financing cost: 30 000t @ CIF @ prime rate for 30 days.

e Aflaakoste / Discharging costs (R/ton):

	Sojabone/ Soybeans	Sonneblom/ Sunflower	Canola	Grondbone/ Groundnuts
Bron / Source: Mainport Africa Shipping	Durban: 203.37	203.37	203.37	605.32

f Aflaakoste / Discharging fees:

Ingesluit: Kaaigelde, hantering, kaaitoesig, agente/dokumentasie, logistiek & opnames (inspeksie van skeepsvrag) /
Included: Wharfage, handling, wharf supervision, agent/documentation, logistic & survey (inspection of shipload).
Uitgesluit: Gesondheidsinspeksie-, skeepagentskapfooi, strooktoetsingsfooi vir GMO, opbergingskoste asook BTW en invoerbelasting /
Excluded: Health inspection fee, Ship agency fee, strip testing fees for GMO, storage costs as well as VAT and import duty.
N.B: Slegs 'n aanduiding, aangesien koste van opname beding kan word / N.B: Indication only, as cost of survey can be negotiated.

g Invoertarief / Import Tariff:

Sojabone/Soybeans = 8% op VAB / on FOB
Sonneblom/Sunflower = Vry / Free
Canola = 10% op VAB / on FOB
Grondbone/Groundnuts = 10% op VAB / on FOB

h Neem asb. kennis van die verandering in Spoornet se standaard spoorvrag op 1 April 2018, na R320.00
Please note the change on 1 April 2018 in Spoornet's standard railage cost to R320.00

i Kwotasies is k.a.v. pryse. VAB pryse dus berekende pryse (kav minus vraggeld) / Quotes are c.i.f. prices. FOB prices are therefore calculated prices (cif minus freight rates).

12. EXPORT PARITY PRICES (b)(c)

12. UITVOERPARITEITPRYSE (b)(c)

INDICATIVE EXPORT PARITY PRICES AS ON	2018/12/11				AANDUIDENDE UITVOERPARITEITSPRYSE SOOS OP
	US No3Y Maize/ Mielies Gulf/Golf (b) Dec/Des 2018	US HRW Wheat/Koring Gulf/Golf (b) Dec/Des 2018	US DNS 14% Wheat/Koring PNW (b) Dec/Des 2018	Argentine Raw Runner 40/50 Groundnuts/ Grondbone (f) Dec/Des 2018	
This is only an example of how an export parity price can be calculated - it can vary according to need					Hierdie is slegs 'n voorbeeld van hoe 'n uitvoerpariteitsprys bereken kan word - dit kan varieer volgens behoefte
FOB Gulf value (\$/t)	172.00	241.00	263.00	1310.00	VAB Golfwaarde (\$/t)
Difference in quality and locality of SA ¹ Maize: Plus US\$10 (\$/t) Groundnuts: Less 3.5% of fob value	\$10.00			96,5%	¹ Kwaliteits- en liggingsverskil van SA Mielies: Plus VSA\$10 (\$/t) Grondbone: Min 3,5% van vab waarde
SA fob price (\$/t)	182.00	241.00	263.00	1264.15	SA vab prys (\$/t)
Exchange rate (1\$=): (2018/12/11) ²	14.4480	14.4480	14.4480	14.4480	² Wisselkoers (1\$=): (2018/12/11)
FOB Gulf value (R/t)	2629.54	3481.97	3799.82	18264.44	VAB Golfwaarde (R/t)
Marketing costs:					Bemerkings koste:
Financing (Prime rate 10.25% - 30 days) (R/t)	22.15	29.33	32.01	153.87	Finansieringskoste (Primakoers 10.25% - 30 dae) (R/t)
Railage: ³ Randfontein – Durban harbour	320.00	320.00	320.00	-	³ Spoorvrage: Randfontein – Durbanhawe
Loading costs: (R/t) ⁴ Durban Harbour (Mainly spout method)	192.50	205.14	205.14	562.50	⁴ Oplaai-koste: (R/t) Durbanhawe (Hoofsaaklik tregter metode)
EXPORT REALISATION (R/t):					UITVOER REALISASIE (R/t):
Randfontein	2094.89	2927.50	3242.67	17548.07	Randfontein

Difference in quality and locality of SA (As requested by the industry)
As from 14 June 2012, the discount/rebate will no longer be used to calculate the export parity price on US HRW and a new calculation will be added for US DNS, also without the discount/rebate.

Reserve Bank
Railage costs:
Please note that on 1 April 2018 Spoornet's standard railage cost has changed to R320.00.

Loading costs, received from Mainport Africa Shipping:
Included: Cargo dues, handling, wharf supervision, agency/documentation, logistics & surveys (inspection of cargo).
Excluded: Ship agent fees, health & PPECB inspections, storage facility & transport costs to storage facility, VAT & duties.

1

2

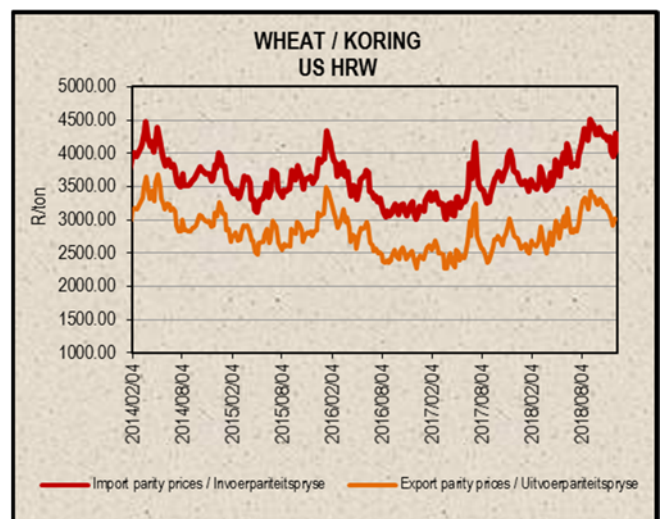
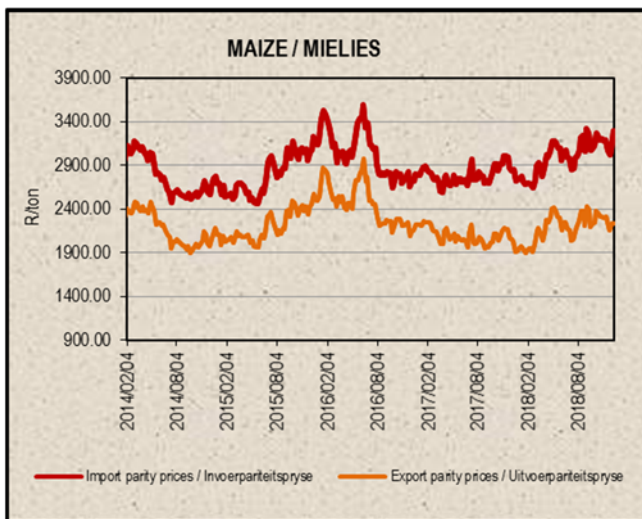
3

4

Kwaliteits- en liggingsverskil van SA (Soos deur die bedryf versoek)
Vanaf 14 Junie 2012 sal die diskonto/premie nie meer gebruik word by die berekening van die uitvoerpariteitprys van US HRW nie en 'n nuwe berekening word nou vir US DNS gedoen, ook sonder diskonto/premie.

Reserwebank
Spoorvrage koste:
Neem asb. kennis dat Spoornet se standaard spoorvrage op 1 April 2018 verander het na R320.00.

Oplaai-koste, ontvang van Mainport Africa Shipping:
Ingesluit: Kaaigelde, hantering, kaaitoesig, agente/dokumentasie, logistiek & opnames (inspeksie van skeepsvrage)
Uitgesluit: Skeepsagentskaps-, inspeksie-, opbergings- en vervoerkoste na opbergingsfasiliteit, BTW & invoerbelasting.



13. WEATHER

For local weather, please follow the link below:

<https://www.accuweather.com/en/za/south-africa-weather>

13. WEER

Vir plaaslike weer, volg asseblief die onderstaande skakel:

<https://www.accuweather.com/en/za/south-africa-weather>

Sources /Bronne:

(a) = Safex; (b) = International Grains Council; (c) = SAGIS;

(d) = CBOT; (e) = KCBT; (f) = Oil World; (g) = Georgalos Peanut World.

** Formula according to ITAC (International Trade Administration Commission of South Africa)/
Formule volgens ITAC (International Trade Administration Commission of South Africa)*

SAGIS

Nico Hawkins

General Manager / Hoofbestuurder

Indemnity/Vrywaring: Although everything has been done to ensure the accuracy of the information, neither SAGIS nor any of its directors or employees takes any responsibility for actions or losses that might occur as a result of the usage of this information. / Alhoewel alles gedoen is om te verseker dat die inligting korrek is, aanvaar nie SAGIS of enige van sy direkteure of werknemers verantwoordelikheid vir enige aksies of verliese as gevolg van die inligting wat gebruik is nie.