

SAGIS WEEKLY BULLETIN / SAGIS WEEKLIKSE BULLETIN

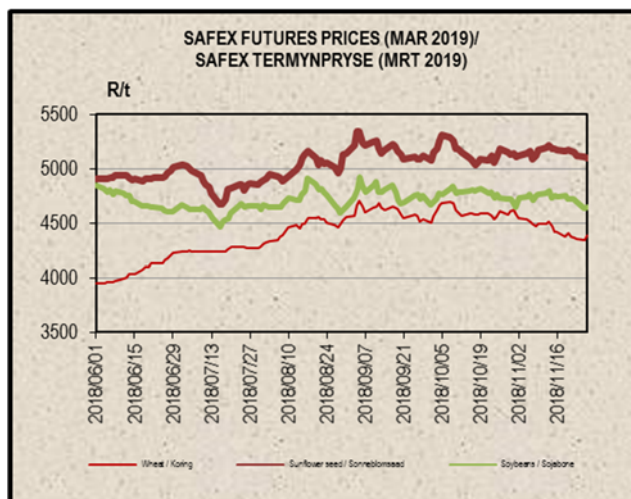
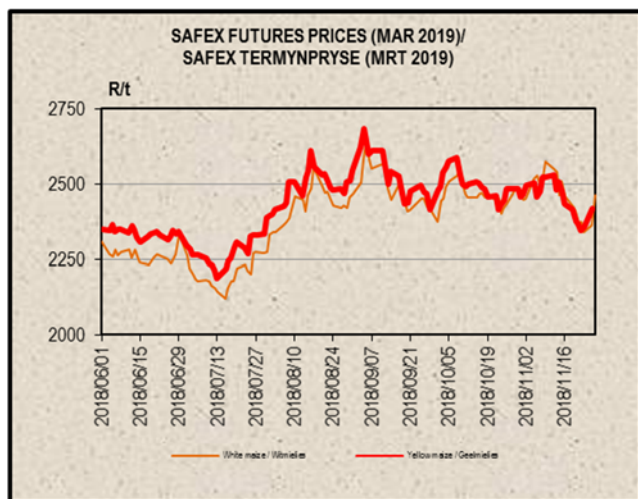
Please note that as from Thursday 23 Aug 2018, numbers 1, 2 & 3 in this bulletin will be hyperlinked with the relevant pages on our website / Neem asseblief kennis dat vanaf Donderdag 23 Aug 2018, sal nommers 1, 2 & 3 in hierdie bulletin geskakel wees met die relevante bladsye op ons webwerf.

1. PRODUCER DELIVERIES:	1. PRODUSENTELEWERINGS:
http://www.sagis.org.za/weekly_prod_deliveries.html	
2. IMPORTS, EXPORTS & MAIZE INTENTIONS:	2. INVOERE, UITVOERE & MIELIE INTENSIES:
http://www.sagis.org.za/weekly_imp-exp.html	

3. DOMESTIC PRICES PER SAFEX (R/t)(a)

3. PLAASLIKE PRYSE VOLGENS SAFEX (R/t)(a)

Commodity	Future Prices / Termynpryse (2018/12/04) R/ton					Kommoditeit
	Dec-18	Mar-19	May-19	Jul-19	Sep-19	
White maize	2393.00	2470.00	2523.00	2565.00	2625.00	Witmielies
Yellow maize	2376.00	2433.00	2439.00	2477.00	2530.00	Geelmielies
Wheat	4187.00	4306.00	4374.00	4414.00	4499.00	Koring
Sunflower	5171.00	5141.00	4716.00	4802.00	4947.00	Sonneblom
Soybeans	4690.00	4832.00	4919.00	5029.00	5089.00	Sojabone
Sorghum	3800.00	3700.00	3550.00	3200.00	3568.00	Sorghum



Directors/Direkteure:

Boshoff JDW (Mr/Mnr), Make BB (Mr/Mnr), Mohane HT (Mr/Mnr), Nebe AAA (Mr/Mnr), Ngejane Z (Mr/Mnr), Purchase JL (Dr) Vice-Chairperson/Onder Voorsitter, Purnell M (Ms/Me) (Chairperson / Voorsitter)
Groothof WJ (Mr/Mnr), Penny GR (Mr/Mnr), Schoonwinkel BC (Mr/Mnr), Van der Merwe JM (Ms/Me)
Hawkins NJ (Mr/Mnr)

Alternate Directors/Alternatiewe Direkteure: General Manager/Hoofbestuurder:

4. IMPORT TARIFF ON MAIZE (b)(c)

4. INVOERTARIEF OP MIELIES (b)(c)*

Derived US No2Y Yellow Maize fob (Gulf) (b)	2018-11-28	2018-11-29	2018-11-30	2018-12-03	2018-12-04	Afgeleide VSA No2Y Geelmielies vab (Gulf) (b)
RSA Initial Reference Price	\$110.00					RSA Oorspronklike Verwysingsprys
Base price (\$/t)	117.65	117.65	117.65	117.65	117.65	Basisprys (\$/t)
Daily price (\$/t) (IGC)	163.60	163.60	166.60	168.60	170.60	Daaglikse prys (\$/t) (IGC)
Average of 21 days (\$/t)	165.89	165.84	165.84	165.89	165.98	Gemiddeld van 21 dae (\$/t)
Deviation from base price (\$/t)	-48.24	-48.19	-48.19	-48.24	-48.33	Afwyking van basisprys (\$/t)
Duty on maize (\$/t)	-55.89	-55.84	-55.84	-55.89	-55.98	Reg op mielies (\$/t)
R/\$ Exchange rate (average of 21 days)	14.1898	14.1423	14.0992	14.0654	14.0300	R/\$ Wisselkoers (gemiddeld van 21 dae)
Duty on maize before adjustment (R/t)	-793.07	-789.71	-787.30	-786.12	-785.40	Reg op mielies voor aanpassing (R/t)
Real effective exchange rate index	0.8023	0.8023	0.8023	0.8023	0.8023	Reële effektiewe wisselkoersindeks
Duty on maize (R/t)	-636.28	-633.58	-631.65	-630.70	-630.13	Reg op mielies (R/t)
Tariff Gazetted 2006/12/08	R0.00/t					Tarief gepubliseer 2006/12/08

5. IMPORT TARIFF ON WHEAT (b)(c)*

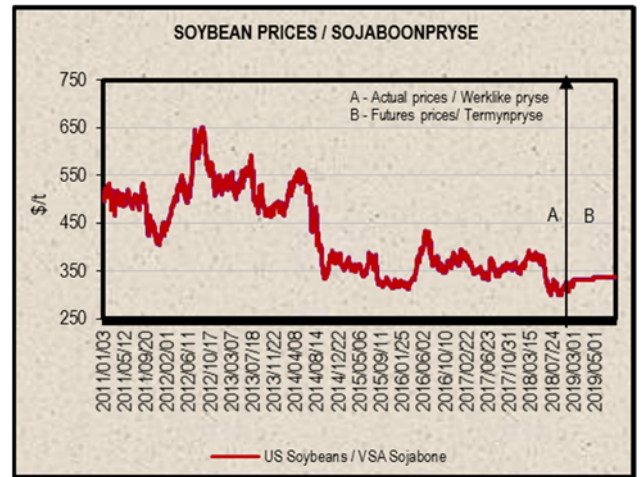
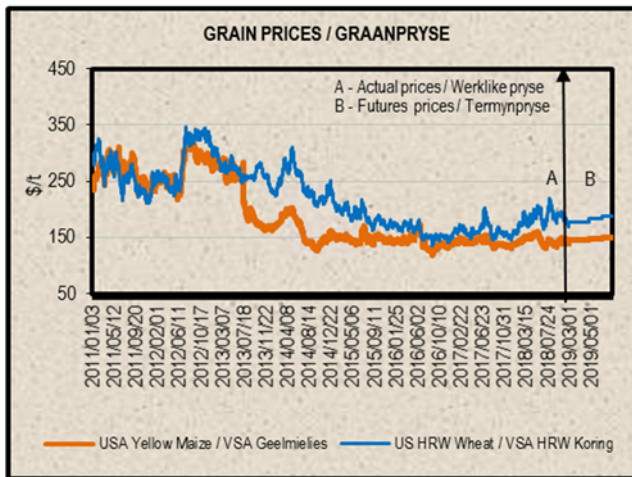
5. INVOERTARIEF OP KORING (b)(c)*

US No2 HRW fob (Gulf)	2018/11/06	2018/11/13	2018/11/20	2018/11/27	2018/12/04	VSA No2 HRW vab (Gulf)
RSA Initial Reference Price	279.00	279.00	279.00	279.00	279.00	RSA Oorspronklike Verwysingsprys
Base price (\$/t)	241.00	241.00	241.00	241.00	241.00	Basis prys (\$/t)
Weekly price (\$/t) (IGC)	238.00	232.00	231.00	227.00	238.00	Weeklikse prys (\$/t) (IGC)
3 Weeks moving average (\$/t)	237.00	235.00	233.67	230.00	232.00	3 Weke skuiwende gemiddeld (\$/t)
Deviation from base price (\$/t)	4.00	6.00	7.33	11.00	9.00	Afwyking van basisprys (\$/t)
Number of weeks that the deviation is more than \$10				1		Aantal weke wat die afwyking meer as \$10 is
Calculated duty on wheat (\$/t)	42.00	44.00	45.33	49.00	47.00	Berekende reg op koring (\$/t)
R/\$ exchange rate	14.2160	14.4033	14.0135	13.8645	13.6431	R/\$ wisselkoers
Calculated duty before adjustment (R/t)	597.07	633.75	635.23	679.36	641.23	Berekende reg voor aanpassing (R/t)
Real effective exchange rate Index	0.8376	0.8376	0.8376	0.8023	0.8023	Reële effektiewe wisselkoersindeks
Calculated duty on wheat (R/t)	500.11	530.82	532.07	545.05	514.46	Berekende reg op koring (R/t)
Tariff Gazetted 2018/10/19 (R/t)	R 490.70					Tarief gepubliseer 2018/10/19 (R/t)

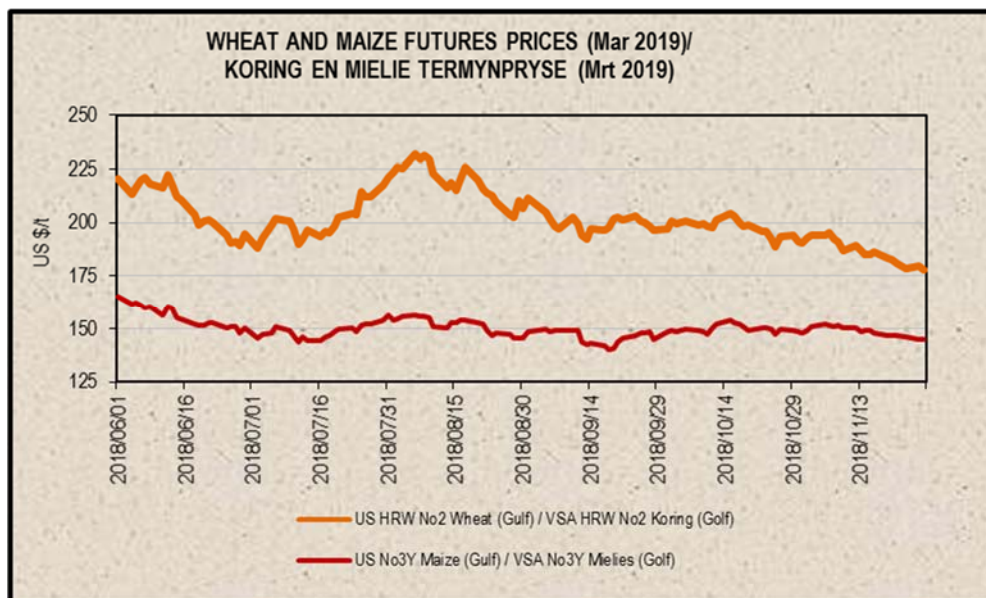
6. PRICES – INTERNATIONAL (US\$/t)

6. PRYSE - INTERNASIONAAL (VSA\$/t)

FOB (US\$/t)	Export Quotations/ Uitvoerkwotasie (b)(f)(g)				VAB (VSA\$/t)
	2018/12/04	2018/11/27	2018/11/20	2018/11/13	
US No 2 HRW Wheat (Gulf)	238.00	227.00	231.00	232.00	VSA No 2 HRW Koring (Golf)
US DNS Wheat 14% PNW	266.00	259.00	257.00	258.00	VSA DNS Koring 14% PNW
Argentine Wheat (Up River)	219.00	218.00	220.00	220.00	Argentynse Koring (Up River)
EC (France) Wheat (grade 1)	233.00	232.00	232.00	233.00	EU (Frankryk) Koring (graad 1)
EC (Germany) B Quality Wheat	237.00	235.00	235.00	236.00	EU (Duitsland) B Kwaliteit Koring
Russia Milling 12.5%	228.00	225.00	226.00	226.00	Swart See Maalkoring
US No 3Y Maize (Gulf)	169.00	161.00	163.00	165.00	VSA No3Y Mielies (Golf)
Argentine Maize (Up River)	169.00	159.00	161.00	162.00	Argentynse Mielies (Up River)
US Sorghum (Gulf)	175.00	165.00	167.00	168.00	VSA Sorghum (Golf)
Argentine Sorghum (Up River)	130.00	130.00	130.00	130.00	Argentynse Sorghum (Up River)
US Soybeans (Gulf)	343.00	330.00	331.00	329.00	VSA Sojabone (Gulf)
Argentine Soybeans (Up River)	361.00	355.00	364.00	370.00	Argentynse Sojabone (Up River)
Canadian Canola	396.00	389.00	390.00	394.00	Kanadese Canola
Argentine Groundnuts Runners 40/50	1310.00	1310.00	1360.00	1360.00	Argentynse Grondbone 40/50 Runners
US Groundnuts Runners 40/50 shelled	1210.00	1210.00	1210.00	1210.00	VSA Grondbone 40/50 Runners uitgedop
Australian Malting Barley (Commander Malt)	306.00	327.00	288.00	314.00	Australiese Moutgars (Commander Mout)



Futures prices (US\$/t) / Termynpryse (VSA\$/t) (d)(e) (2018/12/04)							
Commodity	Dec-18	Mar-19	May-19	Jul-19	Sep-19	Dec-19	Kommoditeit
US No3 Yellow maize	147.32	151.41	154.09	156.76	157.08	158.50	VSA No3 Geelmielies
US No2 HRW wheat	177.69	185.63	189.96	193.64	198.12	204.37	VSA No2 HRW koring
US Soybeans	N/A	339.36	344.29	348.55	349.87	N/A	VSA Sojabone



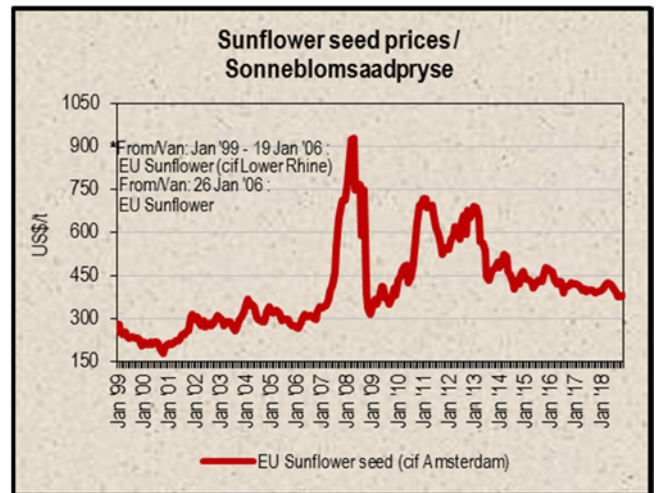
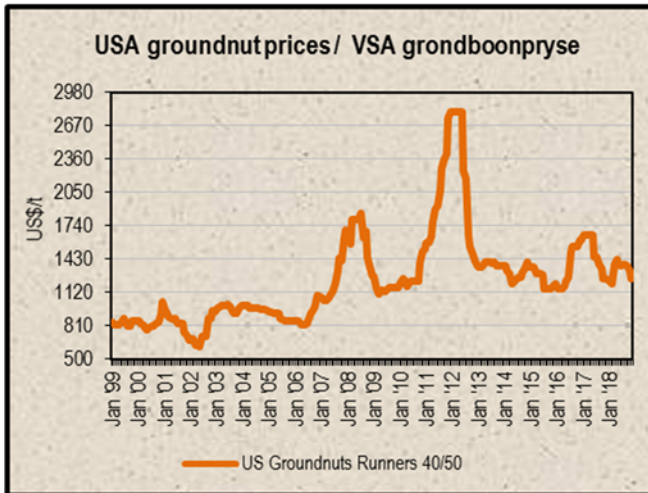
7. LOWEST REPRESENTATIVE ASKING PRICES
(US\$/t)(f)(g)(Prices of previous week)

7. LAAGSTE VERTEENWOORDIGENDE PRYSE GEVRA
(Pryse van vorige week)(VSA\$/t)(f)(g)

US\$/t	2018/11/29	2018/11/22	Change/ Verandering	VSA\$/t
Soybeans, USA, c.i.f. Rotterdam	375	373	0.5%	Sojabone, VSA, k.a.v. Rotterdam
Groundnuts, USA Runners 40/50*	1250	1250	0.0%	Grondbone, VSA Runners 40/50*
Groundnuts, Argentine Runners 40/50*	1400	1400	0.0%	Grondbone, Argentynse Runners 40/50*
Groundnut-oil, c.i.f. Rotterdam	1190	1190	0.0%	Grondboon-olie, k.a.v. Rotterdam
Sunflower seed, EU c.i.f. Amsterdam	370	380	-2.6%	Sonneblomsaad, EU k.a.v. Amsterdam
Sunflower seed, fob Black Sea	340	342	-0.6%	Sonneblomsaad, EU k.a.v. Amsterdam
Sunflower-oil, EU (fob) N.W. Europe	660	668	-1.2%	Sonneblom-olie, EU (vab) N.W. Eur.
Rapeseed, Europe, 00, c.i.f. Hamburg	424	426	-0.5%	Raapsaad, Europa, 00, k.a.v. Hamburg

* Shelled, c.i.f. Rotterdam

* Uitgedop k a v Rotterdam



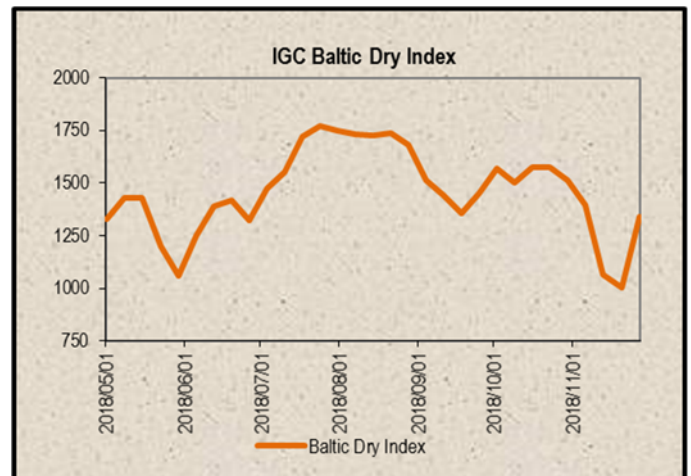
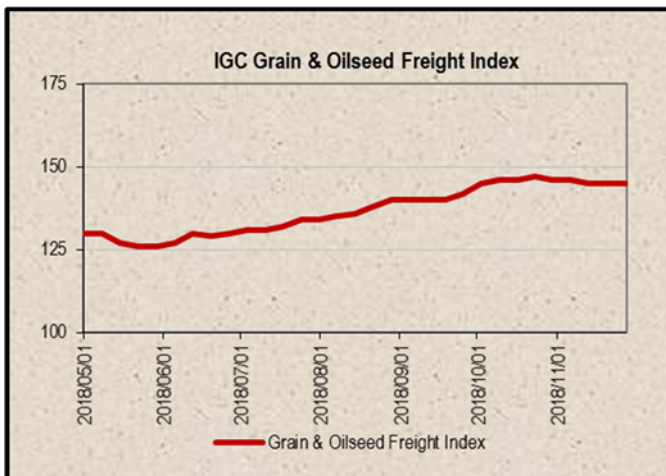
8. IGC FREIGHT INDICES (b)

8. IGC VRAG INDEKSE (b)

IGC FREIGHT INDICES / IGC VRAG INDEKSE							
	2018/10/30	2018/11/06	2018/11/13	2018/11/20	2018/11/27	2018/12/04	
Grain & Oilseeds Freight Index*	146	146	145	145	145	145	Graan & Oliesade Vrag Indeks*
Baltic Dry Index	1513	1395	1064	1003	1339	1237	Baltiese Droë Indeks

* IGC's new Grain & Oilseeds Freight Index (GOFI) represents 68 major grain routes, compared to 15 routes covered previously. Similar to the previous index, the GOFI will be calculated on a weekly basis, with the first week of January 2013 taken as its base of 100.

* IGC se nuwe Graan & Oliesade Vrag Indeks (GOVI) verteenwoordig 68 hoof graanroetes, teenoor 15 roetes wat voorheen gedek is. Soortgelyk aan die vorige indeks, sal die GOVI weekliks bereken word met die eerste week van Januarie 2013 geneem as basis van 100.



9. IMPORT PARITY PRICES – SUMMER GRAINS (b)(c)

9. INVOERPARITEITPRYSE - SOMERGRANE (b)(c)

INVOERPARITEITPRYSE VAN SOMERGRANE (BTW UITGESLT) SOOS OP		2018/12/04		IMPORT PARITY PRICES OF SUMMER GRAINS (VAT EXCL) AS ON			
ITEM	Nota/ Note	Mielies/Maize	Mielies/Maize	Sorghum	Sorghum	Sorghum	ITEM
		VSA/ USA Golf/Gulf (no.3Y)	Argentynse/ Argentine Up River	VSA/ USA Golf/Gulf	Argentynse/ Argentine Up River	Australiese/ Australian Brisbane	
		\$/t	\$/t	\$/t	\$/t	\$/t	
Internasionale VAB pryse	a	169.00	169.00	175.00	130.00	328.00	International FOB prices
Vraggeld	b	40.00	37.00	40.00	37.00	17.00	Freight Rates
Assuransie (0.3% van VAB)		0.51	0.51	0.53	0.39	0.98	Insurance (0.3% of FOB)
1 KOSTE, ASSURANSIE EN VRAG (KAV) \$/T		209.51	206.51	215.53	167.39	345.98	1 COST, INSURANCE AND FREIGHT (CIF) \$/T
<i>Omskakel na R/t</i>							<i>Converted to R/t</i>
R/\$ Wisselkoers op: 2018/12/04	c	13.6431	13.6431	13.6431	13.6431	13.6431	R/\$ Exchange rate on: 2018/12/04
2 KOSTE, ASSURANSIE EN VRAG (KAV) R/t		2858.37	2817.44	2940.50	2283.72	4720.24	2 COST, INSURANCE AND FREIGHT (CIF) R/t
Finansieringskoste	d	24.08	23.74	24.77	19.24	39.77	Financing cost
3 KOSTE, ASSURANSIE, VRAG EN FINANSIERING R/t		2882.45	2841.18	2965.27	2302.96	4760.01	3 COST, INSURANCE, FREIGHT AND FINANCING R/t
Alfaaikoste:	e, f						Discharging cost:
- Kaapstad		205.87	205.87	n/a	n/a	n/a	- Cape Town
- Durban		199.28	199.28	203.37	203.37	203.37	- Durban
Invoertarif	g	0.00	0.00	71.63	53.21	134.25	Import Tariff
4 VRY OP SPOOR (VOS) R/t		3088.32	3047.05	n/a	n/a	n/a	4 FREE ON RAIL (FOR) R/t
- Kaapstad		3081.73	3040.46	3036.90	2356.17	4894.26	- Cape Town
- Durban							- Durban
Spoorvragkoste	h	320.00	320.00	320.00	320.00	320.00	Railage cost
- Durban na Randfontein							- Durban to Randfontein
5 GELEWER:							5 DELIVERED:
- Durban na Randfontein R/ton		3401.73	3360.46	3356.90	2676.17	5214.26	- Durban to Randfontein R/ton

Notas/Notes:

a Bron van pryse en vraggeld : IGC GMI
Source of prices and freight rates: IGC GMI

2018/12/04

Termyn / Term	US\$/ton (VAB/FOB)	Vraggeld/Freight Rate:	US\$/ton
Mielies/Maize: VSA/USA (Golf/Gulf No.3Y)	Des/Dec 2018 169.00	US Golf / Gulf	40.00
Mielies/Maize: Argentinië/Argentina (Up River)	Des/Dec 2018 169.00	Argentinië / Argentina	37.00
Sorghum: VSA/USA (Golf / Gulf/Milo)	Des/Dec 2018 175.00	Australië/Australia	17.00
Sorghum: Argentinië/Argentina (Up River)	Des/Dec 2018 130.00		
Sorghum: Australië/Australia (Brisbane)	Des/Dec 2018 328.00		

b Vraggeld: bereken vir vragte van +/- 20 000 - 30 000t. / Freight rates: calculated for freights of +/- 20 000 - 30 000t.

c Reserwebank / Reserve Bank

d Finansieringskoste: 30 000t @ KAV @ primakoers vir 30 dae. Bron/Source: SARB 10.25% 2018/11/22
Financing cost: 30 000t @ CIF @ prime rate for 30 days.

	Mielies/Maize:	Sorghum
Kaapstad /		
Cape Town:	205.87	n/a
Durban:	199.28	203.37

e Alfaaikoste / Discharging costs (R/ton):

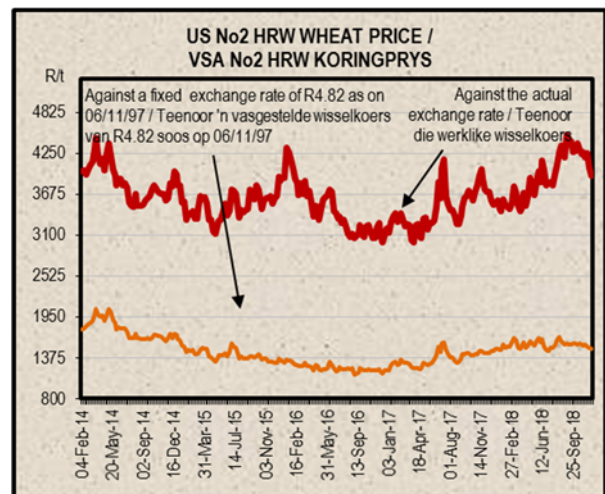
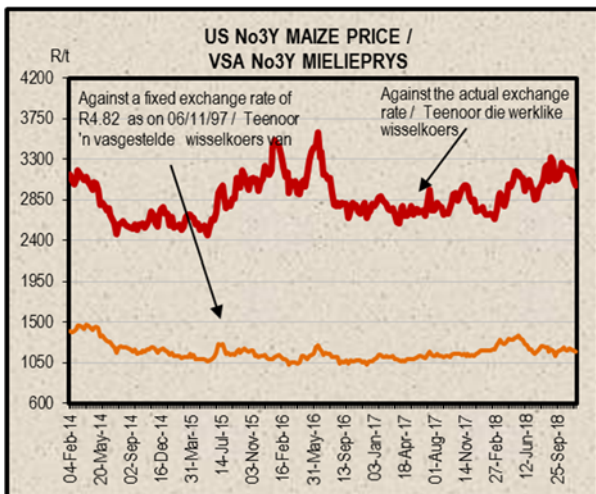
Bron / Source: Mainport Africa Shipping

f Ingesluit: Kaai gelde, hantering, kaaibesig, agente/dokumentasie, logistiek & opnames (inspeksie van skeepsvrag) /
Included: Wharfage, handling, wharf supervision, agent/documentation, logistic & survey (inspection of shipload).
Uitgesluit: Gesondheidsinspeksie-, skeepagentskapfooi, strooktoetsingsfooi vir GMO, opbergingskoste asook BTW en invoerbelasting /
Excluded: Health inspection fee, Ship agency fee, strip testing fees for GMO, storage costs as well as VAT and import duty.
N.B: Slegs 'n aanduiding, aangesien koste van opname beding kan word / N.B: Indication only, as cost of survey can be negotiated.

g Invoertarif / Import Tariff:

Mielies/Maize = Vry / Free
Sorghum = 3% op VAB / on FOB

h Neem asb. kennis van die verandering in Spoorne se standaard spoorvrag op 1 April 2018, na R320.00.
Please note the change in Spoorne's standard railage cost on 1 April 2018 to R320.00.



10. IMPORT PARITY PRICES – WINTER CEREALS (b)(c)

10. INVOERPARITEITPRYSSE - WINTERGRANE (b)(c)

INVOERPARITEITPRYSSE VAN WINTERGRANE (BTW UITGESLT) SOOS OP		2018/12/04					IMPORT PARITY PRICES OF WINTER CEREALS (VAT EXCL) AS ON		
ITEM	Nota / Note	Koring/Wheat	Koring/Wheat	Koring/Wheat	Koring/Wheat	Koring/Wheat	Gars/Barley	Gars/Barley	ITEM
		VSA/ USA Golf/Gulf HRW	VSA/ USA PNW DNS	Argentynse/ Argentine Up River Trigo Pan	EU Duitsland/ Germany Hamburg B kwaliteit/ quality	Russies/ Russian Black Sea 12.50%	Australiese/ Australian Fremantle Mout/Malting	Franse/ French Rouen Mout/Malting	
Internasionale VAB pryse	a	238.00	266.00	219.00	237.00	228.00	306.00	293.00	International FOB prices
Vraggeld	b	40.00	40.00	37.00	30.00	42.00	18.00	31.00	Freight Rates
Assuransie (0.3% van VAB)		0.71	0.80	0.66	0.71	0.68	0.92	0.88	Insurance (0.3% of FOB)
1 KOSTE, ASSURANSIE EN VRAG (KAV) \$/T <i>Omskakel na R/t</i>		278.71	306.80	256.66	267.71	270.68	324.92	324.88	1 COST, INSURANCE AND FREIGHT (CIF) \$/T <i>Converted to R/t</i>
R/\$ Wisselkoers op: 2018/12/04	c	13.6431	13.6431	13.6431	13.6431	13.6431	13.6431	13.6431	R/\$ Exchange rate on: 2018/12/04
2 KOSTE, ASSURANSIE EN VRAG (KAV) R/t		3802.47	4185.70	3501.64	3652.39	3692.91	4432.92	4432.37	2 COST, INSURANCE AND FREIGHT (CIF) R/t
Finansieringskoste	d	32.03	35.26	29.50	30.77	31.11	37.35	37.34	Financing cost
3 KOSTE, ASSURANSIE, VRAG EN FINANSIERING R/t	e, f	3834.50	4220.96	3531.14	3683.16	3724.02	4470.27	4469.71	3 COST, INSURANCE, FREIGHT AND FINANCING R/t
Afllaikoste									Discharging cost
3.1 Kaapstad (Hoofsaaklik kaaihyskraan metode)		205.87	205.87	205.87	205.87	205.87	213.98	213.98	3.1 Cape Town (Mainly shore cranes method)
3.2 Durban (Hoofsaaklik suig-in-silo metode)		202.03	202.03	202.03	202.03	202.03	203.37	203.37	3.2 Durban (Mainly suction into silo method)
Invoertarif op koring	g	490.70	490.70	490.70	490.70	490.70	0.00	0.00	Import Tariff on wheat
4 VRY OP SPOOR (VOS) R/t									4 FREE ON RAIL (FOR) R/t
4.1 Kaapstadhawe		4531.07	4917.53	4227.71	4379.73	4420.59	4684.25	4683.69	4.1 Cape Town Harbour
4.2 Durbanhawe		4527.23	4913.69	4223.87	4375.89	4416.75	4673.64	4673.08	4.2 Durban Harbour
Spoorvragkoste	h								Railage cost
- Kaapstad na Paarl		160.59	160.59	160.59	160.59	160.59	n/a	n/a	- Cape Town to Paarl
- Durban na Randfontein		320.00	320.00	320.00	320.00	320.00	320.00	320.00	- Durban to Randfontein
5 GELEWER:									5 DELIVERED:
- Kaapstad na Paarl R/ton		4691.66	5078.12	4388.30	4540.32	4581.18	n/a	n/a	- Cape Town to Paarl R/ton
- Durban na Randfontein R/ton		4847.23	5233.69	4543.87	4695.89	4736.75	4993.64	4993.08	- Durban to Randfontein R/ton

Notas/Notes:

2018/12/04

- a Bron van pryse en vraggeld : IGC GMI
Source of prices and freight rates: IGC GMI

Termyn / Term	VAB/FOB		Vraggeld / Freight Rate:	Gars/Barley = US\$ + 1
	US\$/ton	US\$/ton		
Des/Dec 2018	238.00	266.00	US (Golf / Gulf)	40.00
Des/Des 2018	219.00	219.00	Argentinië / Argentine (Upriver)	37.00
Des/Des 2018	237.00	228.00	EEC (Bordeaux Hamburg)	31.00
Des/Des 2018	228.00	228.00	Australië / Australia (Eastern)	18.00
Des/Des 2018	306.00	306.00	Black Sea	42.00
Des/Des 2018	293.00	293.00	(1)	

- b Vraggeld: bereken vir vragte van +/- 20 000 - 30 000t. / Freight rates: calculated for freights of +/- 20 000 - 30 000t.

- c Reserwebank / Reserve Bank

- d Finansieringskoste: 30 000t @ KAV @ primakoers vir 30 dae. Bron/Source: SARB 10.25% 2018/11/22

- Finansieringskoste: 30 000t @ CIF @ prime rate for 30 days.

- e Afllaikoste / Discharging cost (R/ton):

	Koring/Wheat:	Gars/Barley:
Kaapstad /	205.87	213.98
Durban:	202.03	203.37

- Bron / Source: Mainport Africa Shipping

- f Ingesluit: Kaagelde, hantering, kaaitoesig, agente/dokumentasie, logistiek & opnames (inspeksie van skeepsvrag).

- Included: Wharfage, handling, wharf supervision, agent/documentation, logistic & survey (inspection of shipload).

- Uitgesluit: Gesondheidsinspeksie-, skeepagentskapfooi, strooktoetsingsfooi vir GMO, opbergingskoste asook BTW en invoerbelasting.

- Excluded: Health inspection fee, Ship agency fee, strip testing fees for GMO, storage costs as well as VAT and import duty.

- N.B: Slegs 'n aanduiding, aangesien koste van opname beding kan word / N.B: Indication only, as cost of survey can be negotiated.

- g Invoertarif / Import Tariff:

- Koring/Wheat = R490.70 p/ton

- Gars/Barley = Vry/Free

- h Neem asb. kennis van verandering in Spoornet se standaard spoorvrag op 1 April 2018 soos volg:

- Kaapstad na Paarl R160.59 en Durban na Randfontein R320.00

- Please note the change on 1 April 2018, in Spoornet's standard railrage cost as follows:

- Cape Town to Paarl R160.59 and Durban to Randfontein R320.00

- (1) Laaste prys ontvang op / Last price received on 2018-08-21

11. IMPORT PARITY PRICES – OIL SEEDS (b)(c)(f)(g)

11. INVOERPARITEITPRYSE - OLIESADE (b)(c)(f)(g)

INVOERPARITEITPRYSE VAN OLIESADE (BTW UITGESLT) SOOS OP		2018/12/04								IMPORT PARITY PRICES OF OIL SEEDS (VAT EXCL) AS ON	
ITEM	Nota/ Note	Sojabone/ Soybeans	Sojabone/ Soybeans	Sojabone/ Soybeans	Sonneblom/ Sunflower	Sonneblom/ Sunflower	Canola	Grondbone/ Groundnuts	Grondbone/ Groundnuts	ITEM	
		VSA/ USA Golf/Gulf	Argentynse/ Argentine Up River	Brazilië/ Brazil Paranagua	EU France/ French Bordeaux	Swart See / Black Sea	Kanadese/ Canadian Vancouver	Argentynse/ Argentine Raw Runners 40/50	VSA/ USA Raw Runners 40/50		
Internasionale VAB pryse	a	\$/t	\$/t	\$/t	\$/t		\$/t	\$/t	\$/t	International FOB prices	
Vraggeld	b	343.00	361.00	364.00	354.00	340.00	396.00	1310.00	1210.00	Freight Rates	
Assuransie (0.3% van VAB)		40.00	37.00	37.00	30.00	42.00	26.00	90.00	40.00	Insurance (0.3% of FOB)	
1 KOSTE, ASSURANSIE EN VRAG (KAV) \$/t		1.03	1.08	1.09	1.06	1.02	1.19	3.93	3.63	1 COST, INSURANCE AND FREIGHT (CIF) \$/t	
<i>Omskakel na R/t</i>		384.03	399.08	402.09	385.06	383.02	423.19	1403.93	1253.63	<i>Converted to R/t</i>	
R/\$ Wisselkoers op: 2018/12/04	c	13.6431	13.6431	13.6431	13.6431	13.6431	13.6431	13.6431	13.6431	R/\$ Exchange rate on: 2018/12/04	
2 KOSTE, ASSURANSIE EN VRAG (KAV) R/t		R/t	R/t	R/t	R/t	R/t	R/t	R/t	R/t	2 COST, INSURANCE AND FREIGHT (CIF) R/t	
		5239.36	5444.69	5485.75	5253.41	5225.58	5773.62	19153.96	17103.40		
Finansieringskoste	d	44.14	45.87	46.22	44.26	44.02	48.64	161.37	144.09	Financing cost	
3 KOSTE, ASSURANSIE, VRAG EN FINANSIERING R/t		5283.50	5490.56	5531.97	5297.67	5269.60	5822.26	19315.33	17247.49	3 COST, INSURANCE, FREIGHT AND FINANCING R/t	
Aflaaiikoste: Durban	e, f	203.37	203.37	203.37	203.37	203.37	203.37	605.32	605.32	Discharging cost: Durban	
Invoertarief:	g	374.37	394.01	397.29	0.00	0.00	540.27	1787.25	1650.82	Import Tariff:	
4 VRY OP SPOOR (VOS) R/t Durban		5861.24	6087.94	6132.63	5501.04	5472.97	6565.90	21707.90	19503.63	4 FREE ON RAIL (FOR) R/t Durban	
Spoorvragkoste	h									Railage cost	
- Durban na Randfontein		320.00	320.00	320.00	320.00	320.00	320.00	-	-	- Durban to Randfontein	
5 GELEWER:										5 DELIVERED:	
- Durban na Randfontein R/ton		6181.24	6407.94	6452.63	5821.04	5792.97	6885.90	-	-	- Durban to Randfontein R/ton	

Notas/Notes:

a Bron van pryse en vraggeld / Source of prices and freight rates : IGC (GMI), Georgalos Peanut World & Oilworld

2018/12/04

Termyn / Term	US\$/ton (VAB/FOB)	Vraggeld/Freight Rate:	US\$/ton
Sojabone/Soybeans: VSA/USA (Golf/Gulf)	343.00	US Golf / Gulf	40.00
Sojabone/Soybeans: Argentinië/Argentina (Up River)	361.00	Argentinië / Argentina	37.00
Sojabone/Soybeans: Brazilië/Brazil (Paranagua)	364.00	EEC (Bordeaux/Hamburg)	30.00
Sonneblom/Sunflower: EU Frankryk/France (Bordeaux)	354.00	Kanada/Canada (North Pacific)	26.00
Sonneblom/Sunflower: Swart See/Black Sea	340.00	Swart See / Black Sea	42.00
Canola: Kanada/Canada (Vancouver)	396.00	Grondbone/Groundnuts (ARG)	90.00
Grondbone/Groundnuts: Argentinië/Argentina (Raw Runner 40/50)	1310.00		
Grondbone/Groundnuts: VSA/USA (Runners 40/50)	1210.00		

b Vraggeld: bereken vir vragte van +/- 20 000 - 30 000t / Freight rates: calculated for freights of +/- 20 000 - 30 000t.

c Reserwebank / Reservebank

d Finansieringskoste: 30 000t @ KAV @ primakoers vir 30 dae. Bron/Source: SARB 10.25% 2018/11/22
Financing cost: 30 000t @ CIF @ prime rate for 30 days.

e Aflaaiikoste / Discharging costs (R/ton):

	Sojabone/ Soybeans	Sonneblom/ Sunflower	Canola	Grondbone/ Groundnuts
Durban:	203.37	203.37	203.37	605.32

f Aflaaiikoste / Discharging fees:

Ingesluit: Kaaigelde, hantering, kaaitoesig, agente/dokumentasie, logistiek & opnames (inspeksie van skeepsvrag) /

Included: Wharfage, handling, wharf supervision, agent/documentation, logistic & survey (inspection of shipload).

Uitgesluit: Gesondheidsinspeksie-, skeepagentskapfooi, strooktoetsingsfooi vir GMO, opbergingskoste asook BTW en invoerbelasting /

Excluded: Health inspection fee, Ship agency fee, strip testing fees for GMO, storage costs as well as VAT and import duty.

N.B: Slegs 'n aanduiding, aangesien koste van opname beding kan word / N.B: Indication only, as cost of survey can be negotiated.

g Invoertarief / Import Tariff:

Sojabone/Soybeans = 8% op VAB / on FOB

Sonneblom/Sunflower = Vry / Free

Canola = 10% op VAB / on FOB

Grondbone/Groundnuts = 10% op VAB / on FOB

h Neem asb. kennis van die verandering in Spoornet se standaard spoorvrag op 1 April 2018, na R320.00

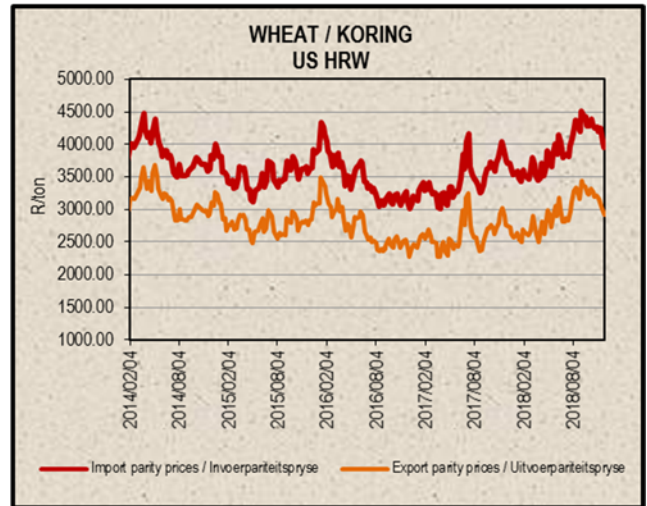
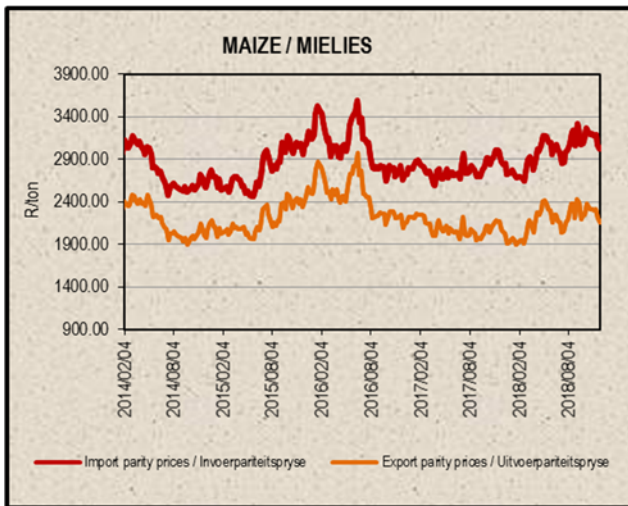
Please note the change on 1 April 2018 in Spoornet's standard railage cost to R320.00

i Kwotasies is k.a.v. pryse. VAB pryse dus berekende pryse (kav minus vraggeld) / Quotes are c.i.f. prices. FOB prices are therefore calculated prices (cif minus freight rates).

12. EXPORT PARITY PRICES (b)(c)

12. UITVOERPARITEITPRYSE (b)(c)

INDICATIVE EXPORT PARITY PRICES AS ON	2018/12/04				AANDUIDENDE UITVOERPARITEITSPRYSE SOOS OP
This is only an example of how an export parity price can be calculated - it can vary according to need	US No3Y Maize/ Mielies Gulf/Golf (b)	US HRW Wheat/Koring Gulf/Golf (b)	US DNS 14% Wheat/Koring PNW (b)	Argentine Raw Runner 40/50 Groundnuts/ Grondbone (f)	Hierdie is slegs 'n voorbeeld van hoe 'n uitvoerpariteitsprys bereken kan word - dit kan varieer volgens behoefte
	Dec/Des 2018	Dec/Des 2018	Dec/Des 2018	Dec/Des 2018	
FOB Gulf value (\$/t)	169.00	238.00	266.00	1310.00	VAB Golfwaarde (\$/t)
Difference in quality and locality of SA ¹ Maize: Plus US\$10 (\$/t) Groundnuts: Less 3,5% of fob value	\$10.00			96,5%	¹ Kwaliteits- en liggingsverskil van SA Mielies: Plus VSA\$10 (\$/t) Grondbone: Min 3,5% van vab waarde
SA fob price (\$/t)	179.00	238.00	266.00	1264.15	SA vab prys (\$/t)
Exchange rate (1\$=): (2018/12/04) ²	13.6431	13.6431	13.6431	13.6431	² Wisselkoers (1\$=): (2018/12/04)
FOB Gulf value (R/t)	2442.11	3247.06	3629.06	17246.92	VAB Golfwaarde (R/t)
Marketing costs:					Bemerkings koste:
Financing (Prime rate 10.25% - 30 days) (R/t)	20.57	27.36	30.57	145.30	Finansieringskoste (Primakoers 10.25% - 30 dae) (R/t)
Railage: ³ Randfontein – Durban harbour	320.00	320.00	320.00	-	³ Spoorvrag: Randfontein – Durbanhawe
Loading costs: (R/t) ⁴ Durban Harbour (Mainly spout method)	192.50	205.14	205.14	562.50	⁴ Oplaai-koste: (R/t) Durbanhawe (Hoofsaaklik tregler metode)
EXPORT REALISATION (R/t):					UITVOER REALISASIE (R/t):
Randfontein	1909.04	2694.56	3073.35	16539.12	Randfontein
<i>Difference in quality and locality of SA (As requested by the industry)</i>			1		<i>Kwaliteits- en liggingsverskil van SA (Soos deur die bedryf versoek)</i>
<i>As from 14 June 2012, the discount/rebate will no longer be used to calculate the export parity price on US HRW and a new calculation will be added for US DNS, also without the discount/rebate.</i>					<i>Vanaf 14 Junie 2012 sal die diskonto/premie nie meer gebruik word by die berekening van die uitvoerpariteitprys van US HRW nie en 'n nuwe berekening word nou vir US DNS gedoen, ook sonder diskonto/premie.</i>
<i>Reserve Bank</i>			2		<i>Reserwebank</i>
<i>Railage costs:</i>					<i>Spoorvrag koste:</i>
<i>Please note that on 1 April 2018 Spoornet's standard railage cost has changed to R320.00.</i>			3		<i>Neem asb. kennis dat Spoornet se standaard spoorvrag op 1 April 2018 verander het na R320.00.</i>
<i>Loading costs, received from Mainport Africa Shipping:</i>					<i>Oplaai-koste, ontvang van Mainport Africa Shipping:</i>
<i>Included: Cargo dues, handling, wharf supervision, agency/documentation, logistics & surveys (inspection of cargo).</i>			4		<i>Ingesluit: Kaaigelde, hantering, kaaitoesig, agente/dokumentasie, logistiek & opnames (inspeksie van skeepsvrag)</i>
<i>Excluded: Ship agent fees, health & PPECB inspections, storage facility & transport costs to storage facility, VAT & duties.</i>					<i>Uitgesluit: Skeepagentskaps-, inspeksie-, opbergings- en vervoerkoste na opbergingsfasiliteit, BTW & invoerbelasting.</i>



13. WEATHER

For local weather, please follow the link below:

<https://www.accuweather.com/en/za/south-africa-weather>

13. WEER

Vir plaaslike weer, volg asseblief die onderstaande skakel:

<https://www.accuweather.com/en/za/south-africa-weather>

Sources /Bronne:

(a) = Safex; (b) = International Grains Council; (c) = SAGIS;

(d) = CBOT; (e) = KCBT; (f) = Oil World; (g) = Georgalos Peanut World.

** Formula according to ITAC (International Trade Administration Commission of South Africa)/
Formule volgens ITAC (International Trade Administration Commission of South Africa)*

SAGIS

Nico Hawkins

General Manager / Hoofbestuurder

Indemnity/Vrywaring: Although everything has been done to ensure the accuracy of the information, neither SAGIS nor any of its directors or employees takes any responsibility for actions or losses that might occur as a result of the usage of this information. / Alhoewel alles gedoen is om te verseker dat die inligting korrek is, aanvaar nie SAGIS of enige van sy direkteure of werknemers verantwoordelikheid vir enige aksies of verliese as gevolg van die inligting wat gebruik is nie.