

SAGIS WEEKLY BULLETIN / SAGIS WEEKLIKSE BULLETIN

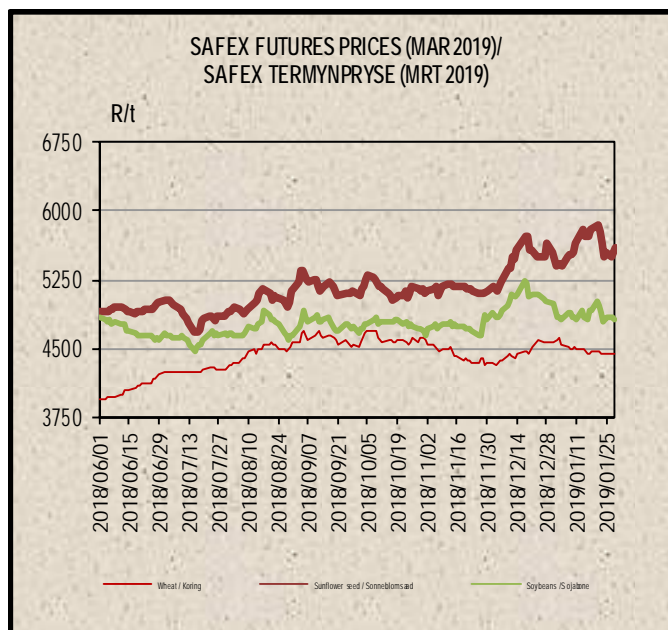
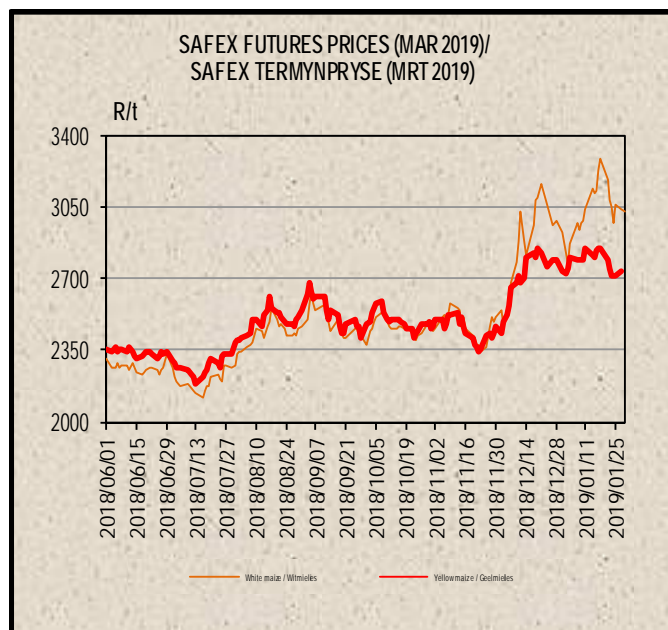
Please note that as from Thursday 23 Aug 2018, numbers 1, 2 & 3 in this bulletin will be hyperlinked with the relevant pages on our website / Neem asseblief kennis dat vanaf Donderdag 23 Aug 2018, sal nommers 1, 2 & 3 in hierdie bulletin geskakel wees met die relevante bladsye op ons webwerf.

1. PRODUCER DELIVERIES:	1. PRODUSENTELEWERINGS:
http://www.sagis.org.za/weekly_prod_deliveries.html	
2. IMPORTS, EXPORTS & MAIZE INTENTIONS:	2. INVOERE, UITVOERE & MIELIE INTENSIES:
http://www.sagis.org.za/weekly_imp-exp.html	

3. DOMESTIC PRICES PER SAFEX (R/t)(a)

3. PLAASLIKE PRYSE VOLGENS SAFEX (R/t)(a)

Commodity	Future Prices / Termynpryse (2019/01/29) R/ton					Kommoditeit
	Feb-19	Mar-19	May-19	Jul-19	Sep-19	
White maize	3030.00	3046.00	3099.00	3138.00	3200.00	Witmielies
Yellow maize	2739.00	2754.00	2768.00	2762.00	2792.00	Geelmielies
Wheat	4453.00	4496.00	4577.00	4610.00	4549.00	Koring
Sunflower	5605.00	5568.00	5552.00	5394.00	5391.00	Sonneblom
Soybeans	4825.00	4880.00	4973.00	5041.00	5161.00	Sojabone
Sorghum	n/a	3820.00	3600.00	3300.00	3568.00	Sorghum



Directors/Direkteure:

Boshoff JDW (Mr/Mnr), Make BB (Mr/Mnr), Mohane HT (Mr/Mnr), Nebe AAA (Mr/Mnr), Ngejane Z (Mr/Mnr), Purchase JL (Dr) Vice-Chairperson/Onder Voorsitter, Purnell M (Ms/Me) (Chairperson / Voorsitter)
Groothof WJ (Mr/Mnr), Penny GR (Mr/Mnr), Schoonwinkel BC (Mr/Mnr), Van der Merwe JM (Ms/Me)
Hawkins NJ (Mr/Mnr)

Alternate Directors/Alternatiewe Direkteure: General Manager/Hoofbestuurder:

4. IMPORT TARIFF ON MAIZE (b)(c)

4. INVOERTARIEF OP MIELIES (b)(c)*

Derived US No2Y Yellow Maize fob (Gulf) (b)	2019-01-23	2019-01-24	2019-01-25	2019-01-28	2019-01-29	Afgeleide VSA No2Y Geelmielies vab (Golf) (b)
RSA Initial Reference Price	\$110.00					RSA Oorspronklike Verwysingsprys
Base price (\$/t)	117.65	117.65	117.65	117.65	117.65	Basisprys (\$/t)
Daily price (\$/t) (IGC)	174.60	173.60	175.60	175.60	174.60	Daaglikse prys (\$/t) (IGC)
Average of 21 days (\$/t)	171.63	171.50	171.84	172.12	172.36	Gemiddeld van 21 dae (\$/t)
Deviation from base price (\$/t)	-53.98	-53.85	-54.19	-54.47	-54.71	Afwyking van basisprys (\$/t)
Duty on maize (\$/t)	-61.63	-61.50	-61.84	-62.12	-62.36	Reg op mielies (\$/t)
R/\$ Exchange rate (average of 21 days)	14.0826	14.0442	14.0049	13.9654	13.9306	R/\$ Wisselkoers (gemiddeld van 21 dae)
Duty on maize before adjustment (R/t)	-867.91	-863.72	-866.06	-867.53	-868.71	Reg op mielies voor aanpassing (R/t)
Real effective exchange rate index	0.8309	0.8309	0.8309	0.8309	0.8309	Reële effektiewe wisselkoersindeks
Duty on maize (R/t)	-721.15	-717.66	-719.61	-720.83	-721.81	Reg op mielies (R/t)
Tariff Gazetted 2006/12/08	R0.00/t					Tarief gepubliseer 2006/12/08

5. IMPORT TARIFF ON WHEAT (b)(c)*

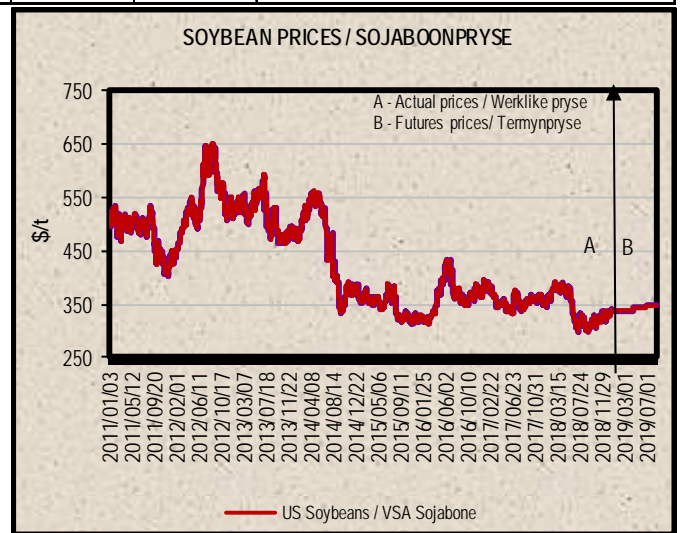
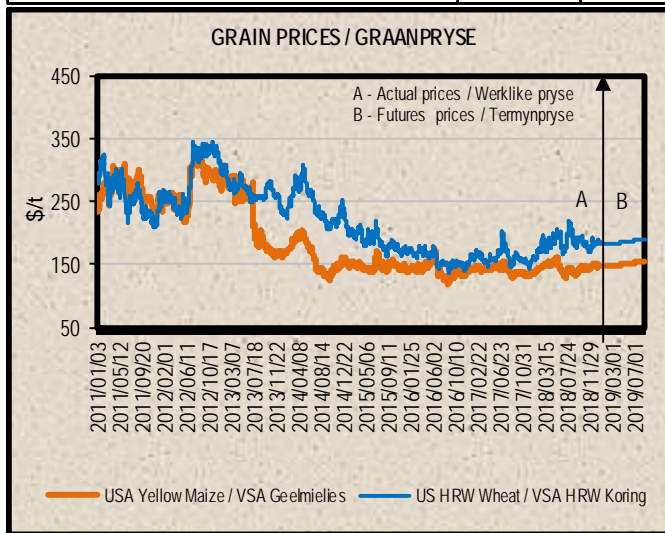
5. INVOERTARIEF OP KORING (b)(c)*

US No2 HRW fob (Gulf)	2018/12/26	2019/01/08	2019/01/15	2019/01/22	2019/01/29	VSA No2 HRW vab (Golf)
RSA Initial Reference Price	279.00	279.00	279.00	279.00	279.00	RSA Oorspronklike Verwysingsprys
Base price (\$/t)	241.00	241.00	241.00	241.00	241.00	Basis prys (\$/t)
Weekly price (\$/t) (IGC)	236.00	240.00	237.00	242.00	241.00	Weeklikse prys (\$/t) (IGC)
3 Weeks moving average (\$/t)	241.33	241.00	237.67	239.67	240.00	3 Weke skuiwende gemiddeld (\$/t)
Deviation from base price (\$/t)	-0.33	0.00	3.33	1.33	1.00	Afwyking van basisprys (\$/t)
Number of weeks that the deviation is more than \$10						Aantal weke wat die afwyking meer as \$10 is
Calculated duty on wheat (\$/t)	37.67	38.00	41.33	39.33	39.00	Berekende reg op koring (\$/t)
R/\$ exchange rate	14.6019	13.9700	13.8220	13.9176	13.7068	R/\$ wisselkoers
Calculated duty before adjustment (R/t)	550.05	530.86	571.26	547.38	534.57	Berekende reg voor aanpassing (R/t)
Real effective exchange rate Index	0.8309	0.8309	0.8309	0.8309	0.8309	Reële effektiewe wisselkoersindeks
Calculated duty on wheat (R/t)	457.04	441.09	474.66	454.82	444.17	Berekende reg op koring (R/t)
Tariff Gazetted 2018/10/19 (R/t)	R 490.70					Tarief gepubliseer 2018/10/19 (R/t)

6. PRICES – INTERNATIONAL (US\$/t)

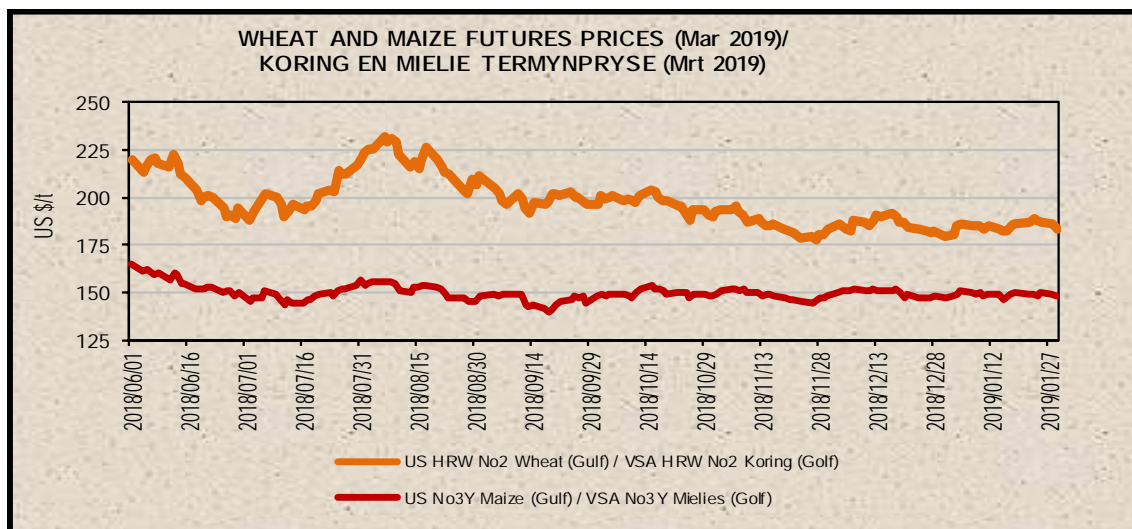
6. PRYSE - INTERNASIONAAL (VSA\$/t)

FOB (US\$/t)	Export Quotations/ Uitvoerkwotasie (b)(f)(g)				VAB (VSA\$/t)
	2019/01/29	2019/01/22	2019/01/15	2019/01/08	
US No 2 HRW Wheat (Gulf)	241.00	242.00	237.00	240.00	VSA No 2 HRW Koring (Golf)
US DNS Wheat 14% PNW	253.00	252.00	251.00	253.00	VSA DNS Koring 14% PNW
Argentine Wheat (Up River)	240.00	232.00	232.00	233.00	Argentynse Koring (Up River)
EC (France) Wheat (grade 1)	240.00	239.00	239.00	242.00	EU (Frankryk) Koring (graad 1)
EC (Germany) B Quality Wheat	247.00	243.00	242.00	244.00	EU (Duitsland) B Kwaliteit Koring
Russia Milling 12.5%	246.00	243.00	241.00	239.00	Swart See Maalkoring
US No 3Y Maize (Gulf)	173.00	172.00	167.00	170.00	VSA No3Y Mielies (Golf)
Argentine Maize (Up River)	174.00	173.00	170.00	174.00	Argentynse Mielies (Up River)
US Sorghum (Gulf)	186.00	187.00	184.00	185.00	VSA Sorghum (Golf)
Argentine Sorghum (Up River)	135.00	130.00	130.00	130.00	Argentynse Sorghum (Up River)
US Soybeans (Gulf)	348.00	344.00	338.00	348.00	VSA Sojabone (Gulf)
Argentine Soybeans (Up River)	350.00	345.00	344.00	350.00	Argentynse Sojabone (Up River)
Canadian Canola	396.00	395.00	390.00	396.00	Kanadese Canola
Argentine Groundnuts Runners 40/50	1255.00	1285.00	1285.00	1285.00	Argentynse Grondbone 40/50 Runners
US Groundnuts Runners 40/50 shelled	1195.00	1193.00	1239.00	1237.00	VSA Grondbone 40/50 Runners uitgedop
Australian Malting Barley (Commander Malt)	276.00	283.00	292.00	286.00	Australiese Moutgars (Commander Mout)



Futures prices (US\$/t) / Termynpryse (VSA\$/t) (d)(e) (2019/01/29)

Commodity	Mar-19	May-19	Jul-19	Sep-19	Dec-19	Mar-20	Kommoditeit
US No3 Yellow maize	148.50	151.96	154.95	155.98	157.87	161.41	VSA No3 Geelmielies
US No2 HRW wheat	183.79	187.39	191.07	194.96	200.99	204.81	VSA No2 HRW koring
US Soybeans	337.67	342.67	347.30	349.87	N/A	357.15	VSA Sojabone



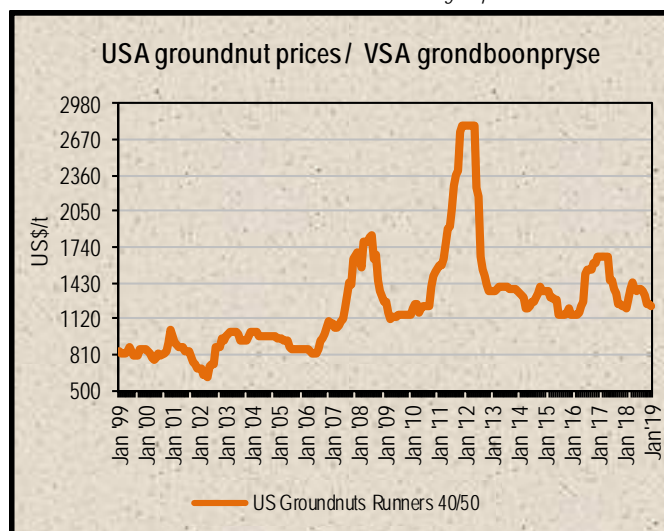
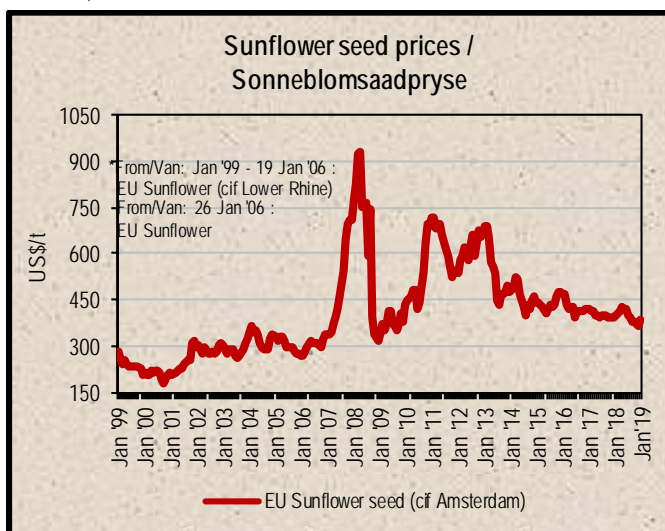
7. LOWEST REPRESENTATIVE ASKING PRICES
(US\$/t)(f)(g)(Prices of previous week)

7. LAAGSTE VERTEENWOORDIGENDE PRYSE GEVRA
(Pryse van vorige week)(VSA\$/t)(f)(g)

US\$/t	2019/01/24	2019/01/17	Change/ Verandering	VSA\$/t
Soybeans, USA, c.i.f. Rotterdam	378	371	1.9%	Sojabone, VSA, k.a.v. Rotterdam
Groundnuts, USA Runners 40/50*	1225	1225	0.0%	Grondbone, VSA Runners 40/50*
Groundnuts, Argentine Runners 40/50*	1340	1375	-2.5%	Grondbone, Argentynse Runners 40/50*
Groundnut-oil, c.i.f. Rotterdam	1170	1170	0.0%	Grondboon-olie, k.a.v. Rotterdam
Sunflower seed, EU c.i.f. Amsterdam	385	382	0.8%	Sonneblomsaad, EU k.a.v. Amsterdam
Sunflower seed, fob Black Sea	350	348	0.6%	Sonneblomsaad, EU k.a.v. Amsterdam
Sunflower-oil, EU (fob) N.W. Europe	665	685	-2.9%	Sonneblom-olie, EU (vab) N.W. Eur.
Rapeseed, Europe, 00, c.i.f. Hamburg	427	424	0.7%	Raapsaad, Europa, 00, k.a.v. Hamburg

* Shelled, c.i.f. Rotterdam

* Uitgedop k a v Rotterdam



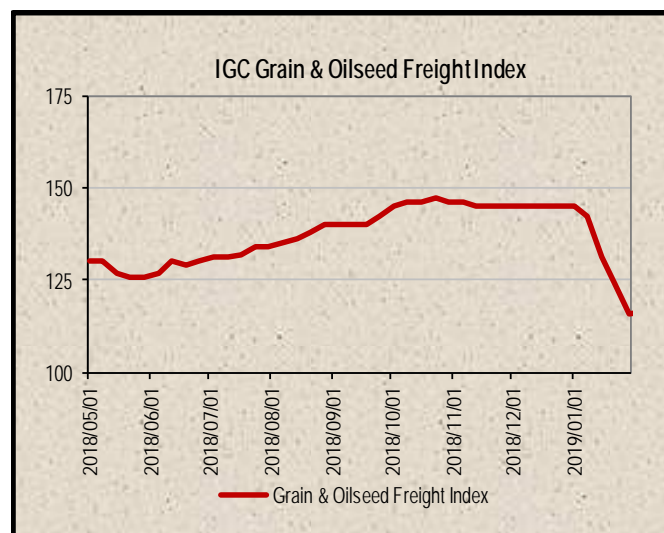
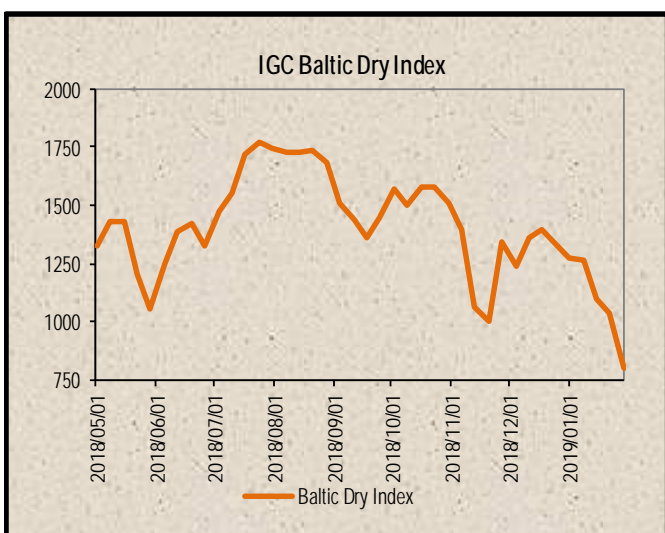
8. IGC FREIGHT INDICES (b)

8. IGC VRAG INDEKSE (b)

IGC FREIGHT INDICES / IGC VRAG INDEKSE							
	2018/12/25	2019/01/01	2019/01/08	2019/01/15	2019/01/22	2019/01/29	
Grain & Oilseeds Freight Index*	145	145	142	131	124	116	Graan & Oliesade Vrag Indeks*
Baltic Dry Index	1271	1271	1262	1096	1036	797	Baltiese Droë Indeks

* IGC's new Grain & Oilseeds Freight Index (GOFI) represents 68 major grain routes, compared to 15 routes covered previously. Similar to the previous index, the GOFI will be calculated on a weekly basis, with the first week of January 2013 taken as its base of 100.

* IGC se nuwe Graan & Oliesade Vrag Indeks (GOVI) verteenwoordig 68 hoof graanroetes, teenoor 15 roetes wat voorheen gedek is. Soortgelyk aan die vorige indeks, sal die GOVI weekliks bereken word met die eerste week van Januarie 2013 geneem as basis van 100.



9. IMPORT PARITY PRICES - SUMMER GRAINS (b)(c)

9. INVOERPARITEITPRYSE - SOMERGRANE (b)(c)

ITEM	Nota/ Note	Mielies/Maize	Mielies/Maize	Sorghum	Sorghum	Sorghum	ITEM
		VSA/ USA Golf/Gulf (no.3Y)	Argentynse/ Argentine Up River	VSA/ USA Golf/Gulf	Argentynse/ Argentine Up River	Australiese/ Australian Brisbane	
Internasionale VAB pryse	a	\$/t	\$/t	\$/t	\$/t	\$/t	International FOB prices
Vraggeld	b	173.00	174.00	186.00	135.00	299.00	Freight Rates
Assuransie (0.3% van VAB)		30.00	28.00	30.00	28.00	17.00	Insurance (0.3% of FOB)
1 KOSTE, ASSURANSIE EN VRAG (KAV) \$/T		0.52	0.52	0.56	0.41	0.90	1 COST, INSURANCE AND FREIGHT (CIF) \$/T
<i>Omskakel na R/t</i>		203.52	202.52	216.56	163.41	316.90	<i>Converted to R/t</i>
R/\$ Wisselkoers op: 2019/01/29	c	13.7068	13.7068	13.7068	13.7068	13.7068	R/\$ Exchange rate on: 2019/01/29
2 KOSTE, ASSURANSIE EN VRAG (KAV) R/t		R/t	R/t	R/t	R/t	R/t	2 COST, INSURANCE AND FREIGHT (CIF) R/t
		2789.61	2775.90	2968.34	2239.83	4343.68	
Finansieringskoste	d	23.50	23.39	25.01	18.87	36.59	Financing cost
3 KOSTE, ASSURANSIE, VRAG EN FINANSIERING R/t		2813.11	2799.29	2993.35	2258.70	4380.27	3 COST, INSURANCE, FREIGHT AND FINANCING R/t
Alfaaikoste:	e, f						Discharging cost:
- Kaapstad		205.87	205.87	n/a	n/a	n/a	- Cape Town
- Durban		199.28	199.28	203.37	203.37	203.37	- Durban
Invoertarif	g	0.00	0.00	76.48	55.51	122.95	Import Tariff
4 VRY OP SPOOR (VOS) R/t							4 FREE ON RAIL (FOR) R/t
- Kaapstad		3018.98	3005.16	n/a	n/a	n/a	- Cape Town
- Durban		3012.39	2998.57	3069.83	2314.21	4503.22	- Durban
Spoorvragkoste	h						Railage cost
- Durban na Randfontein		320.00	320.00	320.00	320.00	320.00	- Durban to Randfontein
5 GELEWER: - Durban na Randfontein R/ton		3332.39	3318.57	3389.83	2634.21	4823.22	5 DELIVERED: - Durban to Randfontein R/ton

Notas/Notes:

a Bron van pryse en vraggeld : IGC GMI
Source of prices and freight rates: IGC GMI

2019/01/29

Termyn / Term	US\$/ton (VAB/FOB)	Vraggeld/Freight Rate:	US\$/ton
Jan 2019	173.00	US Golf / Gulf	30.00
Jan 2019	174.00	Argentinië / Argentina	28.00
Feb 2019	186.00	Australië/Australia	17.00
Jan 2019	135.00		
Mrt/Mar 2019	299.00		

Mielies/Maize: VSA/USA (Golf/Gulf No.3Y)
Mielies/Maize: Argentinië/Argentina (Up River)
Sorghum: VSA/USA (Golf / Gulf Milo)
Sorghum: Argentinië/Argentina (Up River)
Sorghum: Australië/Australia (Brisbane)

b Vraggeld: bereken vir vragte van +/- 20 000 - 30 000t / Freight rates: calculated for freights of +/- 20 000 - 30 000t.

c Reserwebank / Reserve Bank

d Finansieringskoste: 30 000t @ KAV @ primakoers vir 30 dae. Bron/Source: SARB 10.25% 2018/11/22
Financing cost: 30 000t @ CIF @ prime rate for 30 days.

	Mielies/Maize:	Sorghum
Kaapstad / Cape Town:	205.87	n/a
Durban:	199.28	203.37

e Alfaaikoste / Discharging costs (R/ton):

Bron / Source: Mainport Africa Shipping

f Ingesluit: Kaaigelde, hantering, kaaibesig, agente/dokumentasie, logistiek & opnames (inspeksie van skeepsvrag) /
Included: Wharfage, handling, wharf supervision, agent/documentation, logistic & survey (inspection of shipload).

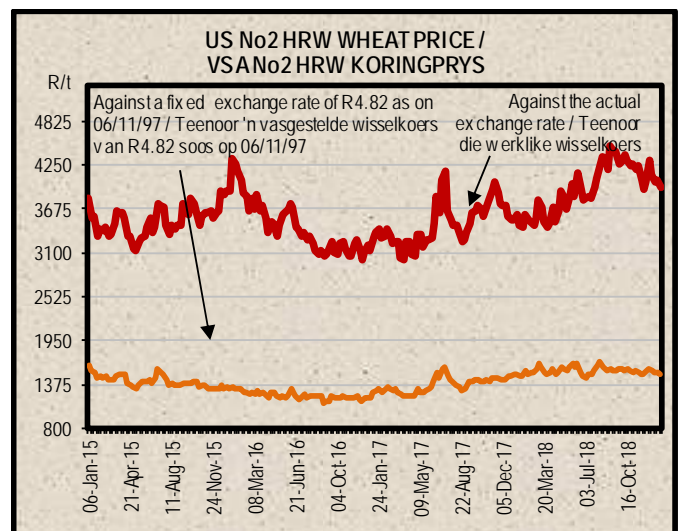
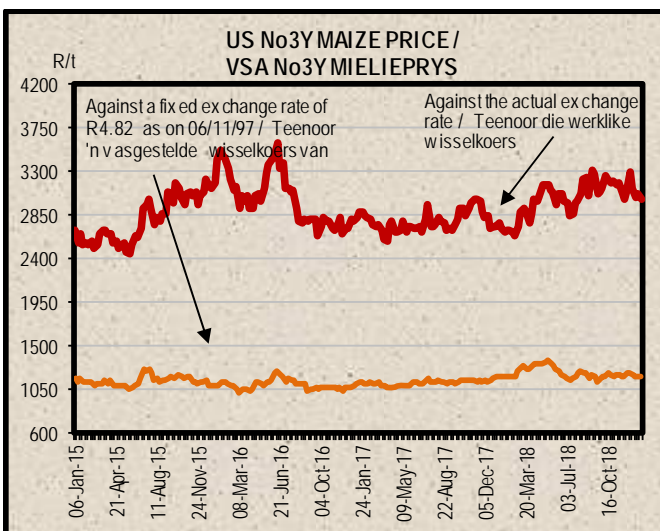
Uitgesluit: Gesondheidsinspeksie-, skeepsagentskapfooi, strooktoetsingsfooi vir GMO, obergingskoste asook BTW en invoerbelasting /
Excluded: Health inspection fee, Ship agency fee, strip testing fees for GMO, storage costs as well as VAT and import duty.

N.B: Slegs 'n aanduiding, aangesien koste van opname beding kan word / N.B: Indication only, as cost of survey can be negotiated.

g Invoertarif / Import Tariff:

Mielies/Maize = Vry / Free
Sorghum = 3% op VAB / on FOB

h Neem asb. kennis van die verandering in Spoorwet se standaard spoorvrag op 1 April 2018, na R320.00.
Please note the change in Spoorwet's standard railage cost on 1 April 2018 to R320.00.



10. IMPORT PARITY PRICES – WINTER CEREALS (b)(c)

10. INVOERPARITEITPARYSE - WINTERGRANE (b)(c)

INVOERPARITEITPARYSE VAN WINTERGRANE (BTW UITGESLT) SOOS OP			2019/01/29					IMPORT PARITY PRICES OF WINTER CEREALS (VAT EXCL) AS ON		
ITEM	Nota / Note	Koring/Wheat	Koring/Wheat	Koring/Wheat	Koring/Wheat	Koring/Wheat	Gars/Barley	Gars/Barley	ITEM	
		VSA/ USA Golf/Gulf HRW	VSA/ USA PNW DNS	Argentynse/ Argentine Up River Trigo Pan	EU Duitsland/ Germany Hamburg B kwaliteit/ quality R/t	Russies/ Russian Black Sea 12.50%	Australiese/ Australian Fremantle Mout/Malting	Franse/ French Rouen Mout/Malting		
Internasionale VAB pryse	a	241.00	253.00	240.00	247.00	246.00	276.00	293.00	International FOB prices	
Vraggeld	b	30.00	30.00	28.00	25.00	36.00	18.00	26.00	Freight Rates	
Assuransie (0.3% van VAB)		0.72	0.76	0.72	0.74	0.74	0.83	0.88	Insurance (0.3% of FOB)	
1 KOSTE, ASSURANSIE EN VRAG (KAV) \$/T		271.72	283.76	268.72	272.74	282.74	294.83	319.88	1 COST, INSURANCE AND FREIGHT (CIF) \$/T	
<i>Omskakel na R/</i>									<i>Converted to R/</i>	
R/\$ Wisselkoers op: 2019/01/29	c	13.7068	13.7068	13.7068	13.7068	13.7068	13.7068	13.7068	R/\$ Exchange rate on: 2019/01/29	
2 KOSTE, ASSURANSIE EN VRAG (KAV) R/T		3724.41	3889.44	3683.29	3738.39	3875.46	4041.18	4384.53	2 COST, INSURANCE AND FREIGHT (CIF) R/T	
Finansieringskoste	d	31.38	32.77	31.03	31.49	32.65	34.05	36.94	Financing cost	
3 KOSTE, ASSURANSIE, VRAG EN FINANSIERING R/T		3755.79	3922.21	3714.32	3769.88	3908.11	4075.23	4421.47	3 COST, INSURANCE, FREIGHT AND FINANCING R/T	
Afvaalkoste	e, f								Discharging cost	
3.1 Kaapstad (Hoofsaaklik kaaihykskraan metode)		205.87	205.87	205.87	205.87	205.87	213.98	213.98	3.1 Cape Town (Mainly shore cranes method)	
3.2 Durban (Hoofsaaklik suig-in-silo metode)		202.03	202.03	202.03	202.03	202.03	203.37	203.37	3.2 Durban (Mainly suction into silo method)	
Invoertarief op koring	g	490.70	490.70	490.70	490.70	490.70	0.00	0.00	Import Tariff on wheat	
4 VRY OP SPOOR (VOS) R/T									4 FREE ON RAIL (FOR) R/T	
4.1 Kaapstadhawe		4452.36	4618.78	4410.89	4466.45	4604.68	4289.21	4635.45	4.1 Cape Town Harbour	
4.2 Durbanhawe		4448.52	4614.94	4407.05	4462.61	4600.84	4278.60	4624.84	4.2 Durban Harbour	
Spoorvragkoste	h								Railage cost	
- Kaapstad na Paarl		160.59	160.59	160.59	160.59	160.59	n/a	n/a	- Cape Town to Paarl	
- Durban na Randfontein		320.00	320.00	320.00	320.00	320.00	320.00	320.00	- Durban to Randfontein	
5 GELEWER:									5 DELIVERED:	
- Kaapstad na Paarl R/ton		4612.95	4779.37	4571.48	4627.04	4765.27	n/a	n/a	- Cape Town to Paarl R/ton	
- Durban na Randfontein R/ton		4768.52	4934.94	4727.05	4782.61	4920.84	4598.60	4944.84	- Durban to Randfontein R/ton	

Notas/Notes: 2019/01/29

a Bron van pryse en vraggeld : IGC GMI
Source of prices and freight rates: IGC GMI

Termyn / Term	VAB/FOB US\$/ton	Vraggeld / Freight Rate: US\$/ton	Gars/Barley = US\$ + 1
Koring/Wheat: HRW No 2 (Hard Red Winter) Golf / Gulf	Jan 2019 241.00	US (Golf / Gulf) 30.00	
Koring/Wheat: DNS 14% No 2 (Dark Northern Spring) Golf / Gulf	Jan 2019 253.00	Argentinië / Argentine (Upriver) 28.00	
Koring/Wheat: Argentinië / Argentine (Up River) Trigo Pan	Jan 2019 240.00	EEC (Bordeaux Hamburg) 25.00	26.00
Koring/Wheat: EU (Duitsland / Germany) B kwaliteit / quality	Jan 2019 247.00	Australië / Australia (Eastern) 17.00	18.00
Koring/Wheat: Russian Milling 12.5%	Jan 2019 246.00	Black Sea 36.00	
Gars/Barley: Australiese moutgars/Australian malting barley (Adelaide)	Jan 2019 276.00		
Gars/Barley: Franse moutgars/French malting barley (Rouen)	Jan 2019 293.00		

b Vraggeld: bereken vir vragte van +/- 20 000 - 30 000t. / Freight rates: calculated for freights of +/- 20 000 - 30 000t.

c Reserwebank / Reserve Bank

d Finansieringskoste: 30 000t @ KAV @ primakoers vir 30 dae. Bron/Source: SARB 10.25% 2018/11/22
Financing cost: 30 000t @ CIF @ prime rate for 30 days.

e Afvaalkoste / Discharging cost (R/ton):
Bron / Source: Mainport Africa Shipping

	Koring/Wheat:	Gars/Barley:
Kaapstad /	205.87	213.98
Durban:	202.03	203.37

f Ingesluit: Kaaigelde, hantering, kaaltoesig, agente/dokumentasie, logistiek & opnames (inspeksie van skeepsvrag).
Included: Wharfage, handling, wharf supervision, agent/documentation, logistic & survey (inspection of shipload).
Uitgesluit: Gesondheidsinspeksie-, skeepagentskapfoel, strooktoetsingsfoel vir GMO, opbergingskoste asook BTW en invoerbelasting.
Excluded: Health inspection fee, Ship agency fee, strip testing fees for GMO, storage costs as well as VAT and import duty.
N.B: Slegs 'n aanduiding, aangesien koste van opname beding kan word / N.B: Indication only, as cost of survey can be negotiated.

g Invoertarief / Import Tariff:
Koring/Wheat = R490.70 p/ton
Gars/Barley = Vry/Free

h Neem asb. kennis van verandering in Spoornet se standaard spoorvrag op 1 April 2018 soos volg:
Kaapstad na Paarl R160.59 en Durban na Randfontein R320.00
Please note the change on 1 April 2018, in Spoornet's standard railage cost as follows:
Cape Town to Paarl R160.59 and Durban to Randfontein R320.00

(1) Laaste prys ontvang op / Last price received on 2018-08-21

11. IMPORT PARITY PRICES – OIL SEEDS (b)(c)(f)(g)

11. INVOERPARITEITPRYSE - OLIESADE (b)(c)(f)(g)

INVOERPARITEITPRYSE VAN OLIESADE (BTW UITGESLT) SOOS OP			2019/01/29							IMPORT PARITY PRICES OF OIL SEEDS (VAT EXCL) AS ON		
ITEM	Nota/ Note	Sojabone/ Soybeans	Sojabone/ Soybeans	Sojabone/ Soybeans	Sonneblom/ Sunflower	Sonneblom/ Sunflower	Canola	Grondbone/ Groundnuts	Grondbone/ Groundnuts	ITEM		
		VSA/ USA Golf/Gulf	Argentynse/ Argentine Up River	Brazilië/ Brazil Paranagua	EU Franse/ French Bordeaux	Swart See / Black Sea	Kanadese/ Canadian Vancouver	Argentynse/ Argentine Raw Runners 40/50	VSA/ USA Raw Runners 40/50			
Internasionale VAB pryse	a	348.00	350.00	352.00	364.00	348.00	396.00	1255.00	1195.00	International FOB prices		
Vraggeld	b	30.00	28.00	28.00	25.00	36.00	25.00	85.00	30.00	Freight Rates		
Assuransie (0.3% van VAB)		1.04	1.05	1.06	1.09	1.04	1.19	3.77	3.59	Insurance (0.3% of FOB)		
1 KOSTE, ASSURANSIE EN VRAG (KAV) \$/T Omskakel na R/t		379.04	379.05	381.06	390.09	385.04	422.19	1343.77	1228.59	1 COST, INSURANCE AND FREIGHT (CIF) \$/T Converted to R/t		
R/\$ Wisselkoers op: 2019/01/29	c	13.7068 R/t	13.7068 R/t	13.7068 R/t	13.7068 R/t	13.7068	13.7068 R/t	13.7068 R/t	13.7068 R/t	R/\$ Exchange rate on: 2019/01/29		
2 KOSTE, ASSURANSIE EN VRAG (KAV) R/t		5195.43	5195.56	5223.11	5346.89	5277.67	5786.87	18418.79	16840.04	2 COST, INSURANCE AND FREIGHT (CIF) R/t		
Finansieringskoste	d	43.77	43.77	44.00	45.05	44.46	48.75	155.17	141.87	Financing cost		
3 KOSTE, ASSURANSIE, VRAG EN FINANSIERING R/t		5239.20	5239.33	5267.11	5391.94	5322.13	5835.62	18573.96	16981.91	3 COST, INSURANCE, FREIGHT AND FINANCING R/t		
Aflaaiikoste: Durban	e, f	203.37	203.37	203.37	203.37	203.37	203.37	605.32	605.32	Discharging cost: Durban		
Invoertarif	g	381.60	383.79	385.98	0.00	0.00	542.79	1720.20	1637.96	Import Tariff		
4 VRY OP SPOOR (VOS) R/t Durban		5824.17	5826.49	5856.46	5595.31	5525.50	6581.78	20899.48	19225.19	4 FREE ON RAIL (FOR) R/t Durban		
Spoorvragkoste	h									Railage cost		
- Durban na Randfontein		320.00	320.00	320.00	320.00	320.00	320.00	-	-	- Durban to Randfontein		
5 GELEWER: - Durban na Randfontein R/ton		6144.17	6146.49	6176.46	5915.31	5845.50	6901.78	-	-	5 DELIVERED: - Durban to Randfontein R/ton		

Notas/Notes:

a Bron van pryse en vraggeld / Source of prices and freight rates : IGC (GMI), Geogalos Peanut World & Oilworld
2019/01/29

Termyn / Term	US\$/ton (VAB/FOB)	Vraggeld/Freight Rate:	US\$/ton
Sojabone/Soybeans: VSA/USA (Golf/Gulf)	348.00	US Golf / Gulf	30.00
Sojabone/Soybeans: Argentinië/Argentina (Up River)	350.00	Argentinië / Argentina	28.00
Sojabone/Soybeans: Brazilië/Brazil (Paranagua)	352.00	EEC (Bordeaux/Hamburg)	25.00
Sonneblom/Sunflower: EU Frankryk/France (Bordeaux)	364.00	Kanada/Canada (North Pacific)	25.00
Sonneblom/Sunflower: Swart See/Black Sea	348.00	Swart See / Black Sea	36.00
Canola: Kanada/Canada (Vancouver)	396.00	Grondbone/Groundnuts (ARG)	85.00
Grondbone/Groundnuts: Argentinië/Argentina (Raw Runner 40/50)	1255.00		
Grondbone/Groundnuts: VSA/USA (Runners 40/50)	1195.00		

b Vraggeld: bereken vir vragte van +/- 20 000 - 30 000t. / Freight rates: calculated for freights of +/- 20 000 - 30 000t

c Reserwebank / Reservebank

d Finansieringskoste: 30 000t @ KAV @ primakoers vir 30 dae. Bron/Source: SARB 10.25% 2018/11/22
Financing cost: 30 000t @ CIF @ prime rate for 30 days.

e Aflaaiikoste / Discharging costs (R/ton):

	Sojabone/ Soybeans	Sonneblom/ Sunflower	Canola	Grondbone/ Groundnuts
Bron / Source: Mainport Africa Shipping	203.37	203.37	203.37	605.32

f Aflaaiikoste / Discharging fees:

Ingestuit: Kaaigelde, hantering, kaaitoetsing, agente/dokumentasie, logistiek & opnames (inspeksie van skeepsvrag) /
Included: Wharfage, handling, wharf supervision, agent/documentation, logistic & survey (inspection of shipload).
Uitgesluit: Gesondheidsinspeksie-, skeepagentskapfooi, strooktoetsingsfooi vir GMO, opbergingskoste asook BTW en invoerbelasting /
Excluded: Health inspection fee, Ship agency fee, strip testing fees for GMO, storage costs as well as VAT and import duty.
N.B: Slegs 'n aanduiding, aangesien koste van opname beding kan word / N.B: Indication only, as cost of survey can be negotiated.

g Invoertarif / Import Tariff:

Sojabone/Soybeans = 8% op VAB / on FOB
Sonneblom/Sunflower = Vry / Free
Canola = 10% op VAB / on FOB
Grondbone/Groundnuts = 10% op VAB / on FOB

h Neem asb. kennis van die verandering in Spoornet se standaard spoorvrag op 1 April 2018, na R320.00

Please note the change on 1 April 2018 in Spoornet's standard railage cost to R320.00

i Kwotasies is k.a.v. pryse. VAB pryse dus berekend (kav minus vraggeld) / Quotes are c.i.f. prices. FOB prices are therefore calculated prices (cif minus freight rates).

(1) Laaste prys op 22 Januarie 2019 ontvang/Last price received on 22 January 2019

12. EXPORT PARITY PRICES (b)(c)

12. UITVOERPARITEITPRYSE (b)(c)

INDICATIVE EXPORT PARITY PRICES AS ON		2019/01/29			AANDUIDENDE UITVOERPARITEITSPRYSE SOOS OP	
	US No3Y Maize/ Mielies Gulf/Golf (b)	US HRW Wheat/Koring Gulf/Golf (b)	US DNS 14% Wheat/Koring PNW (b)	Argentine Raw Runner 40/50 Groundnuts/ Grondbone (f) Jun 2019	Hierdie is slegs 'n voorbeeld van hoe 'n uitvoerpariteitsprys bereken kan word - dit kan varieer volgens behoefte	
This is only an example of how an export parity price can be calculated - it can vary according to need	Jan 2019	Jan 2019	Jan 2019		VAB Golfwaarde (\$/t)	
FOB Gulf value (\$/t)	173.00	241.00	253.00	1255.00		
Difference in quality and locality of SA ¹ Maize: Plus US\$10 (\$/t)	\$10.00				¹ Kwaliteits- en liggingsverskil van SA Mielies: Plus VSA\$10 (\$/t)	
Groundnuts: Less 3,5% of fob value				96,5%	Grondbone: Min 3,5% van vab waarde	
SA fob price (\$/t)	183.00	241.00	253.00	1211.08	SA vab prys (\$/t)	
Exchange rate (1\$=): (2019/01/29) ²	13.7068	13.7068	13.7068	13.7068	² Wisselkoers (1\$=): (2019/01/29)	
FOB Gulf value (R/t)	2508.34	3303.34	3467.82	16600.03	VAB Golfwaarde (R/t)	
Marketing costs:					Bemerkings koste:	
Financing (Prime rate 10.25% - 30 days) (R/t)	21.13	27.83	29.22	139.85	Finansieringskoste (Primakoers 10.25% - 30 dae) (R/t)	
Railage: ³ Randfontein – Durban harbour	320.00	320.00	320.00	-	³ Spoorvrag: Randfontein – Durbanhawe	
Loading costs: (R/t) ⁴ Durban Harbour (Mainly spout method)	192.50	205.14	205.14	562.50	⁴ Oplaaikoste: (R/t) Durbanhawe (Hoofsaaklik regter metode)	
EXPORT REALISATION (R/t):					UITVOER REALISASIE (R/t):	
Randfontein	1974.71	2750.37	2913.46	15897.68	Randfontein	

Difference in quality and locality of SA
(As requested by the industry)

As from 14 June 2012, the discount/rebate will no longer be used to calculate the export parity price on US HRW and a new calculation will be added for US DNS, also without the discount/rebate.

Reserve Bank
Railage costs:

Please note that on 1 April 2018 Spoornet's standard railage cost has changed to R320.00.

Loading costs, received from Mainport Africa Shipping:

Included: Cargo dues, handling, wharf supervision, agency/documentation, logistics & surveys (inspection of cargo).

Excluded: Ship agent fees, health & PPECB inspections, storage facility & transport costs to storage facility, VAT & duties.

1

2

3

4

Kwaliteits- en liggingsverskil van SA
(Soos deur die bedryf versoek)

Vanaf 14 Junie 2012 sal die diskonto/premie nie meer gebruik word by die berekening van die uitvoerpariteitprys van US HRW nie en 'n nuwe berekening word nou vir US DNS gedoen, ook sonder diskonto/premie.

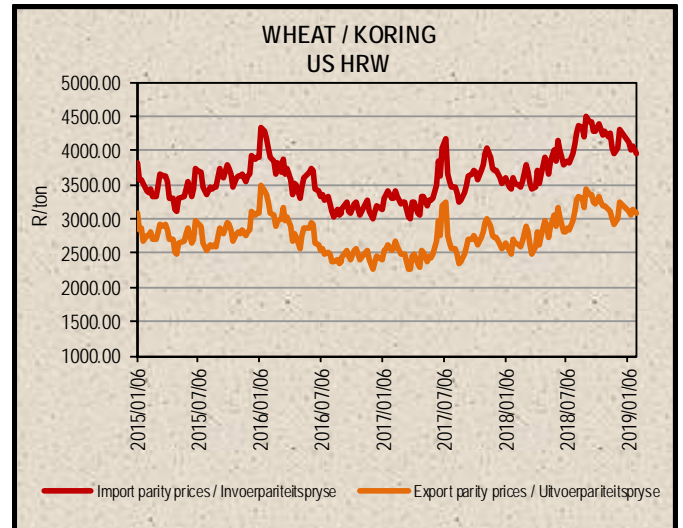
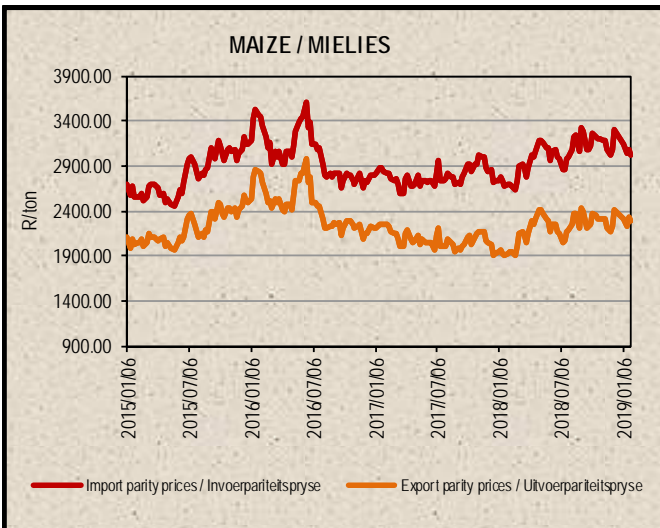
Reserwebank
Spoorvrag koste:

Neem asb. kennis dat Spoornet se standaard spoorvrag op 1 April 2018 verander het na R320.00.

Oplaaikoste, ontvang van Mainport Africa Shipping:

Ingesluit: Kaai gelde, hantering, kaailoësig, agente/dokumentasie, logistiek & opnames (inspeksie van skeepsvrag)

Uitgesluit: Skeepsagentskaps-, inspeksie-, opbergings- en vervoerkoste na opbergingsfasiliteit, BTW & invoerbelasting.



13. WEATHER

For local weather, please follow the link below:

<https://www.accuweather.com/en/za/south-africa-weather>

13. WEER

Vir plaaslike weer, volg asseblief die onderstaande skakel:

<https://www.accuweather.com/en/za/south-africa-weather>

14. SUNDRIES (h)

14. DIVERSE (h)

RSA GRAIN & OILSEED POSITION / RSA GRAAN & OLIESAAD POSISIE							
29-Jan-18							
		White Maize / Witmielies	Yellow Maize / Geelmielies	Total Maize / Totaal Mielies	Barley/ Gars	Oats / hawer	Wheat / Koring
From:		2018/05	2018/05	2018/05	2018/10	2018/10	2018/10
Until:		2018/12	2018/12	2018/12	2018/12	2018/12	2018/12
Opening stock / beginvoorraad		2 428 653	1 260 823	3 689 476	186 115	22 740	721 534
Deliveries / Lewerings	(a)	6 179 369	5 406 384	11 585 753	417 008	29 768	1 604 965
Imports / Invoere		0	0	0	0	0	157 041
Utilisation / Aanwending	(b)	4 629 070	2 709 832	7 338 902	81 206	12 130	835 222
Exports / Uitvoere		358 830	1 520 168	1 878 998	6 289	0	22 362
Sundries / Diverse	(c)	-2 706	-9 875	-12 581	-799	132	-2 390
Unutilised stock/ Onaangewende voorraad		3 622 828	2 447 082	6 069 910	516 427	40 246	1 628 346

		Sorghum	Canola	Groundnuts / Grondbone	Soybeans / Sojabone	Sunflower / Sonneblom
From:		2018/03	2018/10	2018/03	2018/03	2018/03
Until:		2018/12	2018/12	2018/12	2018/12	2018/12
Opening stock / beginvoorraad		59 246	6 527	38 694	330 535	154 841
Deliveries / Lewerings	(a)	111 672	103 612	56 417	1 490 947	859 576
Imports / Invoere		27 485	0	8 204	6 432	1 302
Utilisation / Aanwending	(b)	133 469	24 797	61 420	1 085 068	780 183
Exports / Uitvoere		8 464	0	8 547	32 744	413
Sundries / Diverse	(c)	1 136	-803	-1 003	-10 923	-6 247
Unutilised stock/ Onaangewende voorraad		55 334	86 145	34 351	721 025	241 370

Notes:

(a) Deliveries directly from farms. / Lewerings direk vanaf plase.

(b) Includes withdrawn by farmers, end-consumers and seed (d). / Ingesluit onttrekking deur produsente, eindverbruikers en saad vir plantdoeleindes (d).

(c) Includes surplus and shortages. / Ingesluit surplusse en tekorte.

(d) Seed: No seed information for maize and sorghum. / Saad: Geen saad inligting vir mielies en sorghum nie.

Sources / Bronne:

(a) = Safex; (b) = International Grains Council; (c) = SAGIS;

(d) = CBOT; (e) = KCBT; (f) = Oil World; (g) = Georganal Peanut World; (h) = SAGIS.

* Formula according to ITAC (International Trade Administration Commission of South Africa) / Formule volgens ITAC (International Trade Administration Commission of South Africa)

SAGIS

Nico Hawkins

General Manager / Hoofbestuurder

Indemnity/Vrywaring: Although everything has been done to ensure the accuracy of the information, neither SAGIS nor any of its directors or employees takes any responsibility for actions or losses that might occur as a result of the usage of this information. / Alhoewel alles gedoen is om te verseker dat die inligting korrek is, aanvaar nie SAGIS of enige van sy direkteure of werknemers verantwoordelikheid vir enige aksies of verliese as gevolg van die inligting wat gebruik is nie.