

### SAGIS WEEKLY BULLETIN / SAGIS WEEKLIKSE BULLETIN

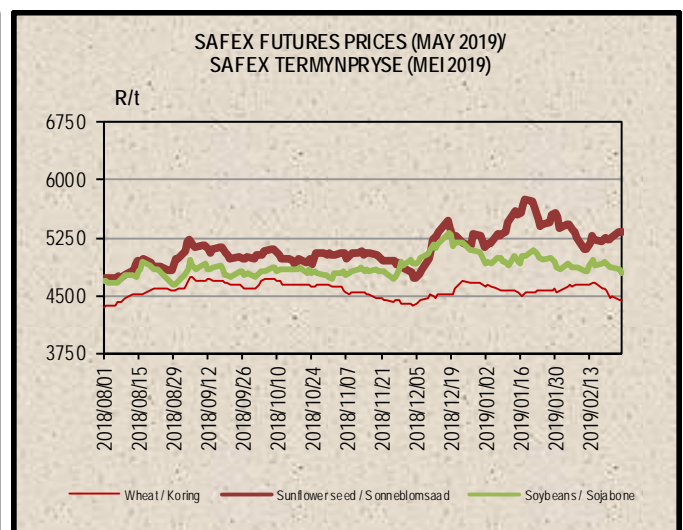
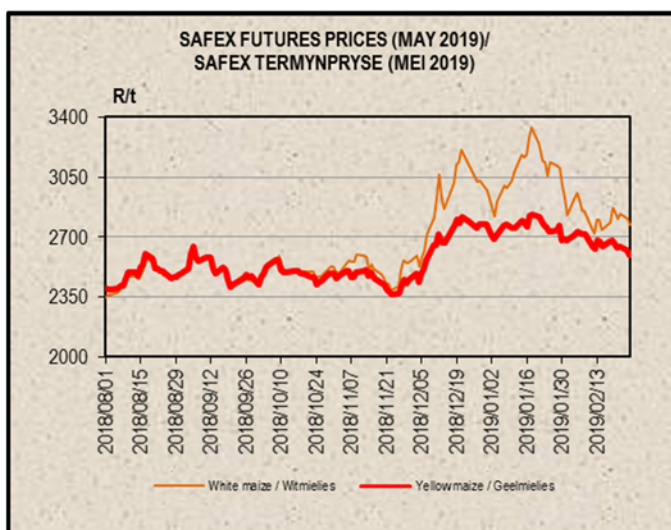
Please note that as from Thursday 23 Aug 2018, numbers 1, 2 & 3 in this bulletin will be hyperlinked with the relevant pages on our website / Neem asseblief kennis dat vanaf Donderdag 23 Aug 2018, sal nommers 1, 2 & 3 in hierdie bulletin geskakel wees met die relevante bladsye op ons webwerf.

1. PRODUCER DELIVERIES:	1. PRODUSENTELEWERINGS:
<a href="http://www.sagis.org.za/weekly_prod_deliveries.html">http://www.sagis.org.za/weekly_prod_deliveries.html</a>	
2. IMPORTS, EXPORTS & MAIZE INTENTIONS:	2. INVOERE, UITVOERE & MIELIE INTENSIES:
<a href="http://www.sagis.org.za/weekly_imp-exp.html">http://www.sagis.org.za/weekly_imp-exp.html</a>	

#### 3. DOMESTIC PRICES PER SAFEX (R/t)(a)

#### 3. PLAASLIKE PRYSE VOLGENS SAFEX (R/t)(a)

Commodity	Future Prices / Termynpryse (2019/02/26) R/ton					Kommoditeit
	Mar-19	Apr-19	May-19	Jul-19	Sep-19	
White maize	2688.00	2730.00	2770.00	2837.00	2896.00	Witmielies
Yellow maize	2525.00	2613.00	2592.00	2601.00	2653.00	Geelmielies
Wheat	4336.00	4403.00	4433.00	4468.00	4478.00	Koring
Sunflower	5241.00	5544.00	5315.00	5250.00	5316.00	Sonneblom
Soybeans	4694.00	4801.00	4799.00	4892.00	4989.00	Sojabone
Sorghum	3820.00	n/a	3600.00	3300.00	3568.00	Sorghum



## 4. IMPORT TARIFF ON MAIZE (b)(c)

## 4. INVOERTARIEF OP MIELIES (b)(c)\*

Derived US No2Y Yellow Maize fob (Gulf) (b)	2019-02-20	2019-02-21	2019-02-22	2019-02-25	2019-02-26	Afgeleide VSA No2Y Geelmielies vab (Golf) (b)
RSA Initial Reference Price	<b>\$110.00</b>					RSA Oorspronklike Verwysingsprys
Base price (\$/t)	117.65	117.65	117.65	117.65	117.65	Basisprys (\$/t)
Daily price (\$/t) (IGC)	176.60	178.60	180.60	179.60	178.60	Daaglikse prys (\$/t) (IGC)
Average of 21 days (\$/t)	176.03	176.22	176.55	176.74	176.89	Gemiddeld van 21 dae (\$/t)
Deviation from base price (\$/t)	-58.38	-58.57	-58.90	-59.09	-59.24	Afwyking van basisprys (\$/t)
Duty on maize (\$/t)	-66.03	-66.22	-66.55	-66.74	-66.89	Reg op mielies (\$/t)
R/\$ Exchange rate (average of 21 days)	13.7280	13.7275	13.7365	13.7444	13.7548	R/\$ Wisselkoers (gemiddeld van 21 dae)
Duty on maize before adjustment (R/t)	-906.46	-909.04	-914.16	-917.30	-920.06	Reg op mielies voor aanpassing (R/t)
Real effective exchange rate index	0.8553	0.8553	0.8553	0.8553	0.8553	Reële effektiewe wisselkoersindeks
Duty on maize (R/t)	-775.30	-777.50	-781.88	-784.57	-786.93	Reg op mielies (R/t)
Tariff Gazetted 2006/12/08	<b>R0.00/t</b>					Tarief gepubliseer 2006/12/08

## 5. IMPORT TARIFF ON WHEAT (b)(c)\*

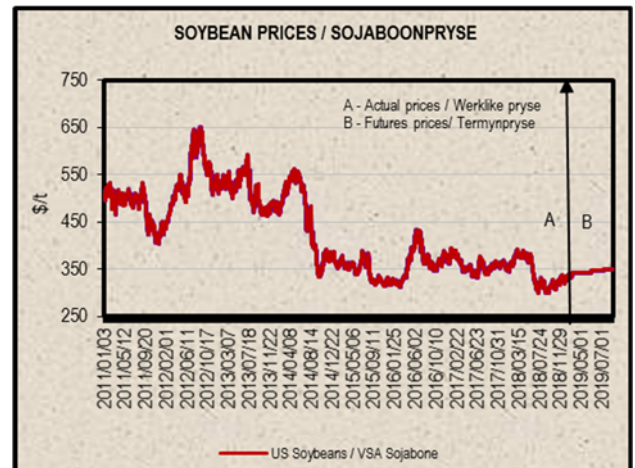
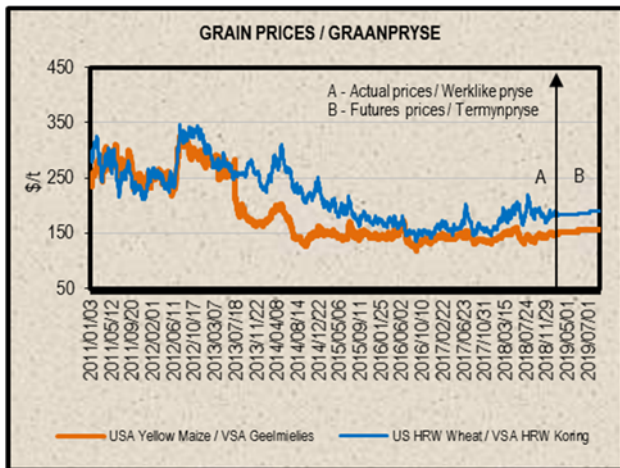
## 5. INVOERTARIEF OP KORING (b)(c)\*

US No2 HRW fob (Gulf)	2019/01/29	2019/02/05	2019/02/12	2019/02/19	2019/02/26	VSA No2 HRW vab (Golf)
RSA Initial Reference Price	279.00	279.00	279.00	279.00	279.00	RSA Oorspronklike Verwysingsprys
Base price (\$/t)	241.00	241.00	241.00	241.00	241.00	Basis prys (\$/t)
Weekly price (\$/t) (IGC)	241.00	247.00	240.00	230.00	221.00	Weeklikse prys (\$/t) (IGC)
3 Weeks moving average (\$/t)	240.00	243.33	242.67	239.00	230.33	3 Weke skuiwende gemiddeld (\$/t)
Deviation from base price (\$/t)	1.00	-2.33	-1.67	2.00	10.67	Afwyking van basisprys (\$/t)
Number of weeks that the deviation is more than \$10					1	Aantal weke wat die afwyking meer as \$10 is
Calculated duty on wheat (\$/t)	39.00	35.67	36.33	40.00	48.67	Berekende reg op koring (\$/t)
R/\$ exchange rate	13.7068	13.4101	13.7721	14.1699	13.8585	R/\$ wisselkoers
Calculated duty before adjustment (R/t)	534.57	478.34	500.34	566.80	674.49	Berekende reg voor aanpassing (R/t)
Real effective exchange rate Index	0.8309	0.8653	0.8653	0.8653	0.8553	Reële effektiewe wisselkoersindeks
Calculated duty on wheat (R/t)	444.17	413.91	432.94	490.45	576.89	Berekende reg op koring (R/t)
Tariff Gazetted 2018/10/19 (R/t)	<b>R 490.70</b>					Tarief gepubliseer 2018/10/19 (R/t)

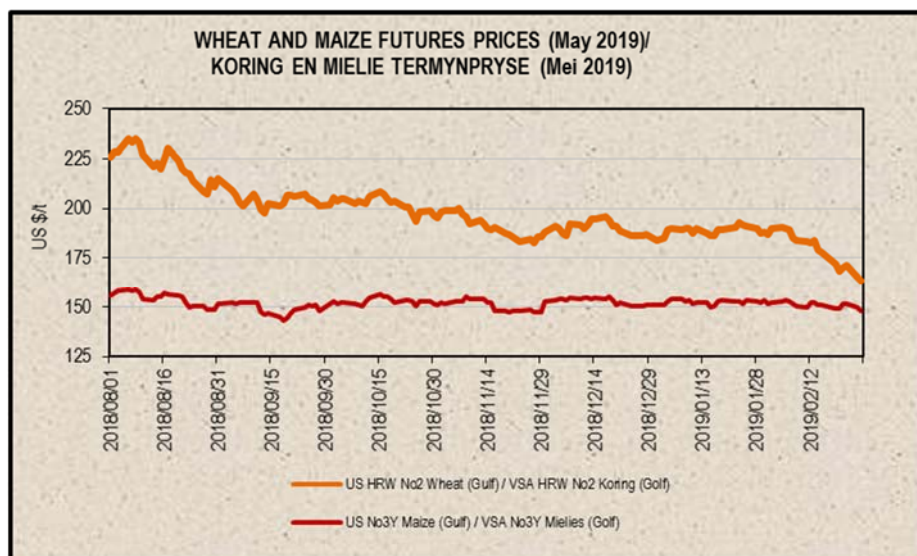
6. PRICES – INTERNATIONAL (US\$/t)

6. PRYSE - INTERNASIONAAL (VSA\$/t)

FOB (US\$/t)	Export Quotations/ Uitvoerkwotasie (b)(f)(g)				VAB (VSA\$/t)
	2019/02/26	2019/02/19	2019/02/12	2019/02/05	
US No 2 HRW Wheat (Gulf)	221.00	230.00	240.00	247.00	VSA No 2 HRW Koring (Golf)
US DNS Wheat 14% PNW	257.00	250.00	256.00	257.00	VSA DNS Koring 14% PNW
Argentine Wheat (Up River)	238.00	245.00	247.00	247.00	Argentynse Koring (Up River)
EC (France) Wheat (grade 1)	221.00	226.00	234.00	239.00	EU (Frankryk) Koring (graad 1)
EC (Germany) B Quality Wheat	231.00	235.00	242.00	245.00	EU (Duitsland) B Kwaliteit Koring
Russia Milling 12.5%	235.00	238.00	245.00	248.00	Swart See Maalkoring
US No 3Y Maize (Gulf)	177.00	174.00	176.00	175.00	VSA No3Y Mielies (Golf)
Argentine Maize (Up River)	162.00	168.00	174.00	176.00	Argentynse Mielies (Up River)
US Sorghum (Gulf)	184.00	181.00	184.00	183.00	VSA Sorghum (Golf)
Argentine Sorghum (Up River)	135.00	135.00	135.00	135.00	Argentynse Sorghum (Up River)
US Soybeans (Gulf)	356.00	348.00	351.00	350.00	VSA Sojabone (Gulf)
Argentine Soybeans (Up River)	344.00	343.00	349.00	350.00	Argentynse Sojabone (Up River)
Canadian Canola	387.00	393.00	394.00	398.00	Kanadese Canola
Argentine Groundnuts Runners 40/50	1340.00	1340.00	1340.00	1265.00	Argentynse Grondbone 40/50 Runners
US Groundnuts Runners 40/50 shelled	1269.00	1270.00	1271.00	1246.00	VSA Grondbone 40/50 Runners uitgedop
Australian Malting Barley (Commander Malt)	255.00	267.00	267.00	276.00	Australiese Moutgars (Commander Mout)



Futures prices (US\$/t) / Termynpryse (VSA\$/t) (d)(e) (2019/02/26)							Kommoditeit
Commodity	Mar-19	May-19	Jul-19	Sep-19	Dec-19	Mar-20	
US No3 Yellow maize	144.17	148.02	151.33	153.38	155.98	160.23	VSA No3 Geelmielies
US No2 HRW wheat	180.26	172.03	175.71	180.12	186.66	191.95	VSA No2 HRW koring
US Soybeans	332.02	336.94	341.86	345.39	N/A	354.21	VSA Sojabone



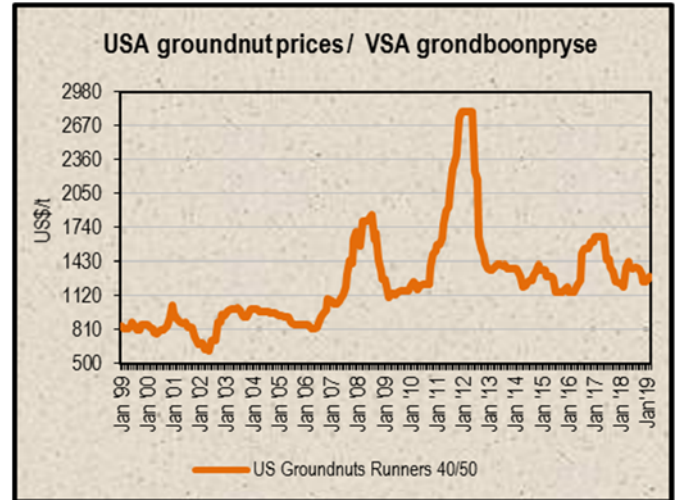
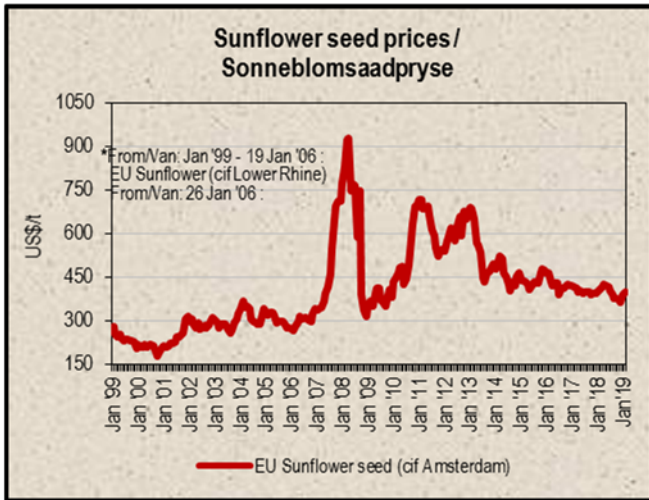
7. LOWEST REPRESENTATIVE ASKING PRICES  
(US\$/t)(f)(g)(Prices of previous week)

7. LAAGSTE VERTEENWOORDIGENDE PRYSE GEVRA  
(Pryse van vorige week)(VSA\$/t)(f)(g)

US\$/t	2019/02/21	2019/02/14	Change/ Verandering	VSA\$/t
Soybeans, USA, c.i.f. Rotterdam	379	383	-1.0%	Sojabone, VSA, k.a.v. Rotterdam
Groundnuts, USA Runners 40/50*	1300	1300	0.0%	Grondbone, VSA Runners 40/50*
Groundnuts, Argentine Runners 40/50*	1425	1425	0.0%	Grondbone, Argentynse Runners 40/50*
Groundnut-oil, c.i.f. Rotterdam	1160	1160	0.0%	Grondboon-olie, k.a.v. Rotterdam
Sunflower seed, EU c.i.f. Amsterdam	398	395	0.8%	Sonneblomsaad, EU k.a.v. Amsterdam
Sunflower seed, fob Black Sea	370	365	1.4%	Sonneblomsaad, EU k.a.v. Amsterdam
Sunflower-oil, EU (fob) N.W. Europe	703	703	0.0%	Sonneblom-olie, EU (vab) N.W. Eur.
Rapeseed, Europe, 00, c.i.f. Hamburg	417	420	-0.7%	Raapsaad, Europa, 00, k.a.v. Hamburg

\* Shelled, c.i.f. Rotterdam

\* Uitgedop k a v Rotterdam



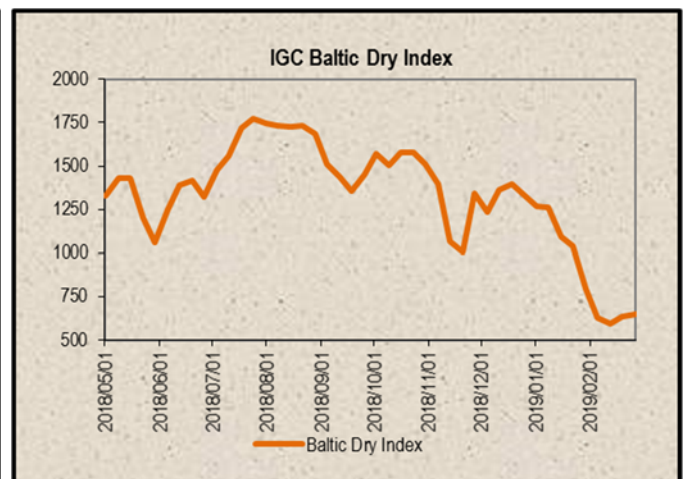
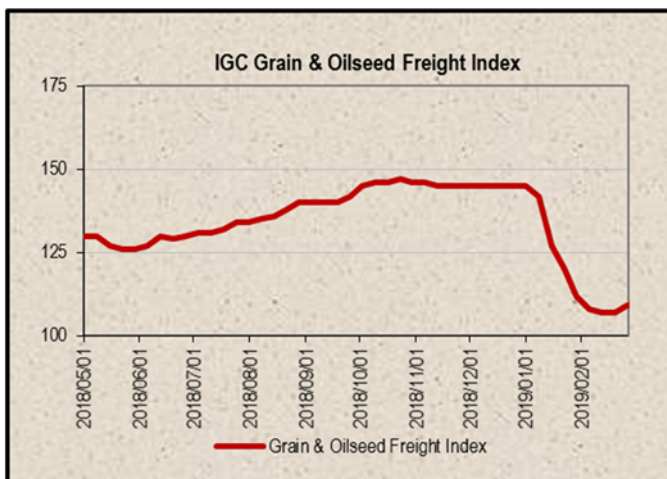
8. IGC FREIGHT INDICES (b)

8. IGC VRAG INDEKSE (b)

IGC FREIGHT INDICES / IGC VRAG INDEKSE							
	2019/01/22	2019/01/29	2019/02/05	2019/02/12	2019/02/19	2019/02/26	
Grain & Oilseeds Freight Index*	120	112	108	107	107	109	Graan & Oliesade Vrag Indeks*
Baltic Dry Index	1036	797	629	598	635	649	Baltiese Droë Indeks

\* IGC's new Grain & Oilseeds Freight Index (GOFI) represents 68 major grain routes, compared to 15 routes covered previously. Similar to the previous index, the GOFI will be calculated on a weekly basis, with the first week of January 2013 taken as its base of 100.

\* IGC se nuwe Graan & Oliesade Vrag Indeks (GOVI) verteenwoordig 68 hoof graanroetes, teenoor 15 roetes wat voorheen gedek is. Soortgelyk aan die vorige indeks, sal die GOVI weekliks bereken word met die eerste week van Januarie 2013 geneem as basis van 100.



9. IMPORT PARITY PRICES – SUMMER GRAINS (b)(c)

9. INVOERPARITEITPRYSE - SOMERGRANE (b)(c)

INVOERPARITEITPRYSE VAN SOMERGRANE (BTW UITGESLT) SOOS OP				2019/02/26		IMPORT PARITY PRICES OF SUMMER GRAINS (VAT EXCL) AS ON	
ITEM	Nota/ Note	Mielies/Maize	Mielies/Maize	Sorghum	Sorghum	Sorghum	ITEM
		VSA/ USA Golf/Gulf (no.3Y)	Argentynse/ Argentina Up River	VSA/ USA Golf/Gulf	Argentynse/ Argentina Up River	Australiese/ Australian Brisbane	
		\$/t	\$/t	\$/t	\$/t	\$/t	
Internasionale VAB pryse	a	177.00	162.00	184.00	135.00	286.00	International FOB prices
Vraggeld	b	31.00	29.00	31.00	29.00	17.00	Freight Rates
Assuransie (0.3% van VAB)		0.53	0.49	0.55	0.41	0.86	Insurance (0.3% of FOB)
1 KOSTE, ASSURANSIE EN VRAG (KAV) \$/T <i>Omskakel na R/t</i>		208.53	191.49	215.55	164.41	303.86	1 COST, INSURANCE AND FREIGHT (CIF) \$/T <i>Converted to R/t</i>
R/\$ Wisselkoers op: 2019/02/26	c	13.8585	13.8585	13.8585	13.8585	13.8585	R/\$ Exchange rate on: 2019/02/26
2 KOSTE, ASSURANSIE EN VRAG (KAV) R/t		2889.91	2653.76	2987.20	2278.48	4211.04	2 COST, INSURANCE AND FREIGHT (CIF) R/t
Finansieringskoste	d	24.35	22.36	25.17	19.20	35.48	Financing cost
3 KOSTE, ASSURANSIE, VRAG EN FINANSIERING R/t		2914.26	2676.12	3012.37	2297.68	4246.52	3 COST, INSURANCE, FREIGHT AND FINANCING R/t
Aflaaiikoste:	e, f	205.87	205.87	n/a	n/a	n/a	Discharging cost:
- Kaapstad		199.28	199.28	203.37	203.37	203.37	- Cape Town
- Durban		0.00	0.00	76.50	56.13	118.91	- Durban
4 VRYOP SPOOR (VOS) R/t	g	3120.13	2881.99	n/a	n/a	n/a	4 FREE ON RAIL (FOR) R/t
- Kaapstad		3113.54	2875.40	3088.87	2353.81	4365.43	- Cape Town
- Durban							- Durban
Spoorvragkoste	h	320.00	320.00	320.00	320.00	320.00	Railage cost
- Durban na Randfontein							- Durban to Randfontein
5 GELEWER:							5 DELIVERED:
- Durban na Randfontein R/ton		3433.54	3195.40	3408.87	2673.81	4685.43	- Durban to Randfontein R/ton

Notas/Notes:

a Bron van pryse en vraggeld : IGC GMI  
Source of prices and freight rates: IGC GMI

2019/02/26

Termyn / Term	US\$/ton (VAB/FOB)	Vraggeld/Freight Rate:	US\$/ton
Mri/Mar 2019	177.00	US Golf / Gulf	31.00
Feb 2019	162.00	Argentinië / Argentina	29.00
Mri/Mar 2019	184.00	Australië/Australia	17.00
Feb 2019	135.00		
Mri/Mar 2019	286.00		

b Vraggeld: bereken vir vragte van +/- 20 000 - 30 000t / Freight rates: calculated for freights of +/- 20 000 - 30 000t

c Reserwebank / Reserve Bank

d Finansieringskoste: 30 000t @ KAV @ primakoers vir 30 dae. Bron/Source: SARB 10.25% 2018/11/22  
Financing cost: 30 000t @ CIF @ prime rate for 30 days.

	Mielies/Maize:	Sorghum
Kaapstad / Cape Town:	205.87	n/a
Durban:	199.28	203.37

e Aflaaiikoste / Discharging costs (R/ton):

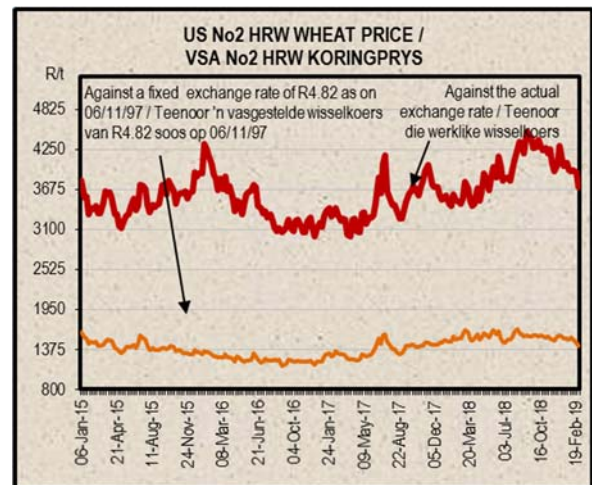
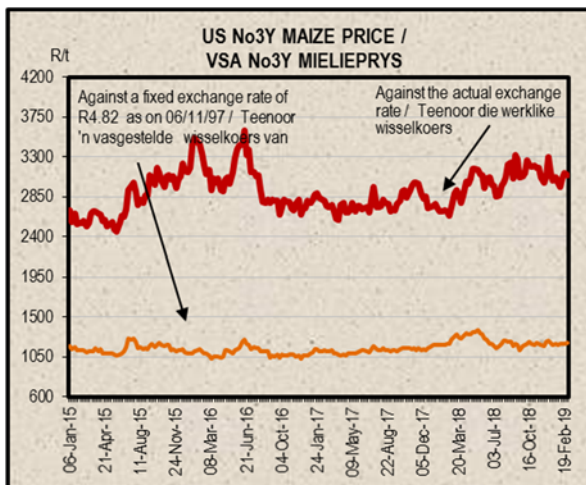
Bron / Source: Mainport Africa Shipping

f Ingesluit: Kaai gelde, hantering, kaai besoeg, agente/dokumentasie, logistiek & opnames (inspeksie van skeepsvrag) / Included: Wharfage, handling, wharf supervision, agent/documentation, logistic & survey (inspection of shipload).  
Uitgesluit: Gesondheidsinspeksie-, skeepagentskapfooi, strooktoetsingsfooi vir GMO, opbergingskoste asook BTW en invoerbelasting / Excluded: Health inspection fee, Ship agency fee, strip testing fees for GMO, storage costs as well as VAT and import duty.  
N.B: Slegs 'n aanduiding, aangesien koste van opname beding kan word / N.B: Indication only, as cost of survey can be negotiated.

g Invoertarif / Import Tariff:

Mielies/Maize = Vry / Free  
Sorghum = 3% op VAB / on FOB

h Neem asb. kennis van die verandering in Spoorwet se standaard spoorvrag op 1 April 2018, na R320.00.  
Please note the change in Spoorwet's standard railage cost on 1 April 2018 to R320.00.



10. IMPORT PARITY PRICES – WINTER CEREALS (b)(c)

10. INVOERPARITEITPARYSE - WINTERGRANE (b)(c)

INVOERPARITEITPARYSE VAN WINTERGRANE (BTW UITGESLT) SOOS OP		2019/02/26					IMPORT PARITY PRICES OF WINTER CEREALS (VAT EXCL) AS ON		
ITEM	Nota / Note	Koring/Wheat	Koring/Wheat	Koring/Wheat	Koring/Wheat	Koring/Wheat	Gars/Barley	Gars/Barley	ITEM
		VSA/ USA Golf/Gulf HRW	VSA/ USA PNW DNS	Argentynse/ Argentine Up River Trigo Pan	EU Duitsland/ Germany Hamburg B kwaliteit/ quality	Russies/ Russian Black Sea 12.50%	Australiese/ Australian Fremantle Mout/Malting	Franse/ French Rouen Mout/Malting	
Internasionale VAB pryse	a	221.00	257.00	238.00	231.00	235.00	255.00	293.00	International FOB prices
Vraggeld	b	31.00	31.00	29.00	24.00	35.00	18.00	25.00	Freight Rates
Assuransie (0.3% van VAB)		0.66	0.77	0.71	0.69	0.71	0.77	0.88	Insurance (0.3% of FOB)
1 KOSTE, ASSURANSIE EN VRAG (KAV) \$/T <i>Omskakel na R/t</i>		252.66	288.77	267.71	255.69	270.71	273.77	318.88	1 COST, INSURANCE AND FREIGHT (CIF) \$/T <i>Converted to R/t</i>
R/\$ Wisselkoers op: 2019/02/26	c	13.8585	13.8585	13.8585	13.8585	13.8585	13.8585	13.8585	R/\$ Exchange rate on: 2019/02/26
2 KOSTE, ASSURANSIE EN VRAG (KAV) R/t		3501.49	4001.92	3710.06	3543.48	3751.63	3794.04	4419.20	2 COST, INSURANCE AND FREIGHT (CIF) R/t
Finansieringskoste	d	29.50	33.71	31.26	29.85	31.61	31.96	37.23	Financing cost
3 KOSTE, ASSURANSIE, VRAG EN FINANSIERING R/t	e, f	3530.99	4035.63	3741.32	3573.33	3783.24	3826.00	4456.43	3 COST, INSURANCE, FREIGHT AND FINANCING R/t
Aflaalkoste									Discharging cost
3.1 Kaapstad (Hoofsaaklik kaaihyskraan metode)		205.87	205.87	205.87	205.87	205.87	213.98	213.98	3.1 Cape Town (Mainly shore cranes method)
3.2 Durban (Hoofsaaklik suig-in-silo metode)		202.03	202.03	202.03	202.03	202.03	203.37	203.37	3.2 Durban (Mainly suction into silo method)
Invoertarief op koring	g	490.70	490.70	490.70	490.70	490.70	0.00	0.00	Import Tariff on wheat
4 VRY OP SPOOR (VOS) R/t									4 FREE ON RAIL (FOR) R/t
4.1 Kaapstadhawe		4227.56	4732.20	4437.89	4269.90	4479.81	4039.98	4670.41	4.1 Cape Town Harbour
4.2 Durbanhawe		4223.72	4728.36	4434.05	4266.06	4475.97	4029.37	4659.80	4.2 Durban Harbour
Spoorvragkoste	h								Railage cost
- Kaapstad na Paarl		160.59	160.59	160.59	160.59	160.59	n/a	n/a	- Cape Town to Paarl
- Durban na Randfontein		320.00	320.00	320.00	320.00	320.00	320.00	320.00	- Durban to Randfontein
5 GELEWER:									5 DELIVERED:
- Kaapstad na Paarl R/ton		4388.15	4892.79	4598.48	4430.49	4640.40	n/a	n/a	- Cape Town to Paarl R/ton
- Durban na Randfontein R/ton		4543.72	5048.36	4754.05	4586.06	4795.97	4349.37	4979.80	- Durban to Randfontein R/ton

Notas/Notes:

2019/02/26

a Bron van pryse en vraggeld : IGC GMI  
Source of prices and freight rates: IGC GMI

Termyn / Term	VAB/FOB		Vraggeld / Freight Rate:	Gars/Barley = US\$ + 1
	US\$/ton	US\$/ton		
Koring/Wheat HRW No 2 (Hard Red Winter) Golf / Gulf	Mr/Mar 2019	221.00	US (Golf / Gulf)	31.00
Koring/Wheat DNS 14% No 2 (Dark Northern Spring) Golf / Gulf	Mr/Mar 2019	257.00	Argentinië / Argentine (Upriver)	29.00
Koring/Wheat Argentinië / Argentine (Up River) Trigo Pan	Feb 2019	238.00	EEC (Bordeaux Hamburg)	24.00
Koring/Wheat EU (Duitsland / Germany) B kwaliteit / quality	Feb 2019	231.00	Australië / Australia (Eastern)	17.00
Koring/Wheat: Russian Milling 12.5%	Feb 2019	235.00	Black Sea	35.00
Gars/Barley: Australiese moutgars/Australian malting barley (Adelaide)	Feb 2019	255.00		
Gars/Barley: Franse moutgars/French malting barley (Rouen)	Feb 2019	293.00	(1)	

b Vraggeld: bereken vir vragte van +/- 20 000 - 30 000t / Freight rates: calculated for freights of +/- 20 000 - 30 000t

c Reserwebank / Reserve Bank

d Finansieringskoste: 30 000t @ KAV @ primakoers vir 30 dae. Bron/Source: SARB 10.25% 2018/11/22  
Financing cost: 30 000t @ CIF @ prime rate for 30 days.

e Aflaalkoste / Discharging cost (R/ton):  
Bron / Source: Mainport Africa Shipping

	Koring/Wheat:	Gars/Barley:
Kaapstad /	205.87	213.98
Durban:	202.03	203.37

f Ingesluit: Kaagelde, hantering, kaaitoesig, agente/dokumentasie, logistiek & opnames (inspeksie van skeepsvrag).  
Included: Wharfage, handling, wharf supervision, agent/documentation, logistic & survey (inspection of shipload).  
Uitgesluit: Gesondheidsinspeksie-, skeepagentskapfooi, strooktoetsingsfooi vir GMO, opbergingskoste asook BTW en invoerbelasting.  
Excluded: Health inspection fee, Ship agency fee, strip testing fees for GMO, storage costs as well as VAT and import duty.  
N.B: Slegs 'n aanduiding, aangesien koste van opname beding kan word / N.B: Indication only, as cost of survey can be negotiated.

g Invoertarief / Import Tariff:  
Koring/Wheat = R490.70 p/ton  
Gars/Barley = Vry/Free

h Neem asb. kennis van verandering in Spoornet se standaard spoorvrag op 1 April 2018 soos volg:  
Kaapstad na Paarl R160.59 en Durban na Randfontein R320.00  
Please note the change on 1 April 2018, in Spoornet's standard railrage cost as follows:  
Cape Town to Paarl R160.59 and Durban to Randfontein R320.00

(1) Laaste prys ontvang op / Last price received on 2018-08-21

11. IMPORT PARITY PRICES – OIL SEEDS (b)(c)(f)(g)

11. INVOERPARITEITPRYSE - OLIESADE (b)(c)(f)(g)

INVOERPARITEITPRYSE VAN OLIESADE (BTW UITGESLT) SOOS OP		2019/02/26								IMPORT PARITY PRICES OF OIL SEEDS (VAT EXCL) AS ON	
ITEM	Nota/ Note	Sojabone/ Soybeans	Sojabone/ Soybeans	Sojabone/ Soybeans	Sonneblom/ Sunflower	Sonneblom/ Sunflower	Canola	Grondbone/ Groundnuts	Grondbone/ Groundnuts	ITEM	
		VSA/ USA Golf/Gulf	Argentynse/ Argentine Up River	Brazilië/ Brazil Paranagua	EU Franse/ French Bordeaux	Swart See / Black Sea	Kanadese/ Canadian Vancouver	Argentynse/ Argentine Raw Runners 40/50	VSA/ USA Raw Runners 40/50		
Internasionale VAB pryse	a	\$/t	\$/t	\$/t	\$/t					International FOB prices	
Vraggeld	b	356.00	344.00	350.00	377.00	370.00	387.00	1340.00	1269.00	Freight Rates	
Assuransie (0.3% van VAB)		1.07	1.03	1.05	1.13	1.11	1.16	4.02	3.81	Insurance (0.3% of FOB)	
1 KOSTE, ASSURANSIE EN VRAG (KAV) \$/T Omskakel na R/t R/\$ Wisselkoers op: 2019/02/26	c	388.07	374.03	380.05	402.13	406.11	414.16	1429.02	1303.81	1 COST, INSURANCE AND FREIGHT (CIF) \$/T Converted to R/t R/\$ Exchange rate on: 2019/02/26	
2 KOSTE, ASSURANSIE EN VRAG (KAV) R/t		R/t	R/t	R/t	R/t		R/t	R/t	R/t	2 COST, INSURANCE AND FREIGHT (CIF) R/t	
Finansieringskoste	d	5378.07	5183.49	5266.92	5572.92	5628.08	5739.64	19804.07	18068.85	Financing cost	
3 KOSTE, ASSURANSIE, VRAG EN FINANSIERING R/t		45.31	43.67	44.37	46.95	47.41	48.35	166.84	152.22	3 COST, INSURANCE, FREIGHT AND FINANCING R/t	
		5423.38	5227.16	5311.29	5619.87	5675.49	5787.99	19970.91	18221.07		
Alfaaikoste: Durban	e, f	203.37	203.37	203.37	203.37	203.37	203.37	605.32	605.32	Discharging cost: Durban	
Invoertarif:	g	394.69	381.39	388.04	0.00	0.00	536.32	1857.04	1758.64	Import Tariff:	
4 VRY OP SPOOR (VOS) R/t Durban		6021.44	5811.92	5902.70	5823.24	5878.86	6527.68	22433.27	20585.03	4 FREE ON RAIL (FOR) R/t Durban	
Spoorvragkoste	h									Railage cost	
- Durban na Randfontein		320.00	320.00	320.00	320.00	320.00	320.00	-	-	- Durban to Randfontein	
5 GELEWER: - Durban na Randfontein R/ton		6341.44	6131.92	6222.70	6143.24	6198.86	6847.68	-	-	5 DELIVERED: - Durban to Randfontein R/ton	

Notas/Notes:

a Bron van pryse en vraggeld / Source of prices and freight rates : IGC (GMI), Geogalos Peanut World & Oilworld  
2019/02/26

Termyn / Term	US\$/ton (VAB/FOB)	Vraggeld/Freight Rate:	US\$/ton
Sojabone/Soybeans: VSA/USA (Golf/Gulf)	Mr/Mar 2019	356.00 US Golf / Gulf	31.00
Sojabone/Soybeans: Argentinië/Argentina (Up River)	Feb 2019	344.00 Argentinië / Argentina	29.00
Sojabone/Soybeans: Brazilië/Brazil (Paranagua)	Mr/Mar 2019	350.00 EEC (Bordeaux/Hamburg)	24.00
Sonneblom/Sunflower: EU Frankryk/France (Bordeaux)	Apr 2019	377.00 Kanada/Canada (North Pacific)	26.00
Sonneblom/Sunflower: Swart See/Black Sea	Mr/Mar 2019	370.00 Swart See / Black Sea	35.00
Canola: Kanada/Canada (Vancouver)	Mr/Mar 2019	387.00 Grondbone/Groundnuts (ARG)	85.00
Grondbone/Groundnuts: Argentinië/Argentina (Raw Runner 40/50)	Jul 2019	1340.00	
Grondbone/Groundnuts: VSA/USA (Runners 40/50)	Mr/Mar 2019	1269.00	

b Vraggeld: bereken vir vragte van +/- 20 000 - 30 000t. / Freight rates: calculated for freights of +/- 20 000 - 30 000t.

c Reserwebank / Reservebank

d Finansieringskoste: 30 000t @ KAV @ primakoers vir 30 dae. Bron/Source: SARB 10.25% 2018/11/22  
Financing cost: 30 000t @ CIF @ prime rate for 30 days.

e Alfaaikoste / Discharging costs (R/ton):

	Sojabone/ Soybeans	Sonneblom/ Sunflower	Canola	Grondbone/ Groundnuts
Bron / Source: Mainport Africa Shipping	Durban:	203.37	203.37	605.32

f Alfaaikoste / Discharging fees:

Ingesluit: Kaai gelde, hantering, kaaitoetsing, agente/dokumentasie, logistiek & opnames (inspeksie van skeepsvrag) /  
Included: Wharfage, handling, wharf supervision, agent/documentation, logistic & survey (inspection of shipload).  
Uitgesluit: Gesondheidsinspeksie-, skeepagentskapfooi, strooktoetsingsfooi vir GMO, opbergingskoste asook BTW en invoerbelasting /  
Excluded: Health inspection fee, Ship agency fee, strip testing fees for GMO, storage costs as well as VAT and import duty.  
N.B.: Slegs 'n aanduiding, aangesien koste van opname beding kan word / N.B.: Indication only, as cost of survey can be negotiated.

g Invoertarif / Import Tariff:

Sojabone/Soybeans = 8% op VAB / on FOB  
Sonneblom/Sunflower = Vry / Free  
Canola = 10% op VAB / on FOB  
Grondbone/Groundnuts = 10% op VAB / on FOB

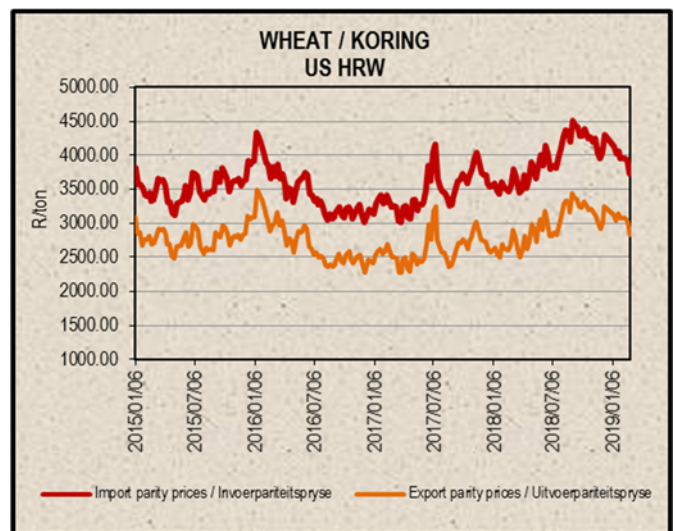
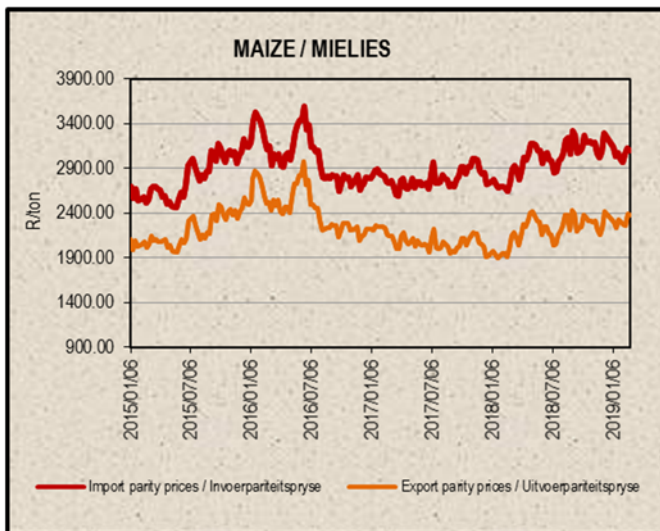
h Neem asb. kennis van die verandering in Spoorwet se standaard spoorvrag op 1 April 2018, na R320.00  
Please note the change on 1 April 2018 in Spoorwet's standard railage cost to R320.00

i Kwotasies is k.a.v. pryse. VAB pryse dus berekende pryse (kav minus vraggeld) / Quotes are c.i.f. prices. FOB prices are therefore calculated prices (cif minus freight rates).

12. EXPORT PARITY PRICES (b)(c)

12. UITVOERPARITEITPRYSE (b)(c)

INDICATIVE EXPORT PARITY PRICES AS ON	2019/02/26			AANDUIDENDE UITVOERPARITEITSPRYSE SOOS OP	
This is <b>only an example</b> of how an export parity price can be calculated - it can vary according to need	US No3Y Maize/ Mielies Gulf/Golf (b) Mar/Mrt 2019	US HRW Wheat/Koring Gulf/Golf (b) Mar/Mrt 2019	US DNS 14% Wheat/Koring PNW (b) Mar/Mrt 2019	Argentine Raw Runner 40/50 Groundnuts/ Grondbone (f) Jul 2019	Hierdie is slegs 'n voorbeeld van hoe 'n uitvoerpariteitsprys bereken kan word - dit kan varieer volgens behoefte
FOB Gulf value (\$/t)	177.00	221.00	257.00	1340.00	VAB Golfwaarde (\$/t)
Difference in quality and locality of SA <sup>1</sup> Maize: Plus US\$10 (\$/t) Groundnuts: Less 3,5% of fob value	\$10.00			96,5%	<sup>1</sup> Kwaliteits- en liggingsverskil van SA Mielies: Plus VSA\$10 (\$/t) Grondbone: Min 3,5% van vab waarde
SA fob price (\$/t)	187.00	221.00	257.00	1293.10	SA vab prys (\$/t)
Exchange rate (1\$=): (2019/02/26) <sup>2</sup>	13.8585	13.8585	13.8585	13.8585	<sup>2</sup> Wisselkoers (1\$=): (2019/02/26)
FOB Gulf value (R/t)	2591.54	3062.73	3561.63	17920.43	VAB Golfwaarde (R/t)
<b>Marketing costs:</b>					<b>Bemerkings koste:</b>
Financing (Prime rate 10.25% - 30 days) (R/t)	21.83	25.80	30.01	150.97	Finansieringskoste (Primakoers 10.25% - 30 dae) (R/t)
Railage: <sup>3</sup> Randfontein – Durban harbour	320.00	320.00	320.00	-	<sup>3</sup> Spoorvrage: Randfontein – Durbanhawe
Loading costs: (R/t) <sup>4</sup> Durban Harbour (Mainly spout method)	192.50	205.14	205.14	562.50	<sup>4</sup> Oplaaikoste: (R/t) Durbanhawe (Hoofsaaklik tregter metode)
<b>EXPORT REALISATION (R/t):</b>					<b>UITVOER REALISASIE (R/t):</b>
<b>Randfontein</b>	<b>2057.21</b>	<b>2511.79</b>	<b>3006.48</b>	<b>17206.96</b>	<b>Randfontein</b>
<i>Difference in quality and locality of SA (As requested by the industry)</i>			1		<i>Kwaliteits- en liggingsverskil van SA (Soos deur die bedryf versoek)</i>
<i>As from 14 June 2012, the discount/rebate will no longer be used to calculate the export parity price on US HRW and a new calculation will be added for US DNS, also without the discount/rebate.</i>					<i>Vanaf 14 Junie 2012 sal die diskonto/premie nie meer gebruik word by die berekening van die uitvoerpariteitprys van US HRW nie en 'n nuwe berekening word nou vir US DNS gedoen, ook sonder diskonto/premie.</i>
<i>Reserve Bank</i>			2		<i>Reserwebank</i>
<i>Railage costs:</i>					<i>Spoorvrage koste:</i>
<i>Please note that on 1 April 2018 Spoornet's standard railage cost has changed to R320.00.</i>			3		<i>Neem asb. kennis dat Spoornet se standaard spoorvrage op 1 April 2018 verander het na R320.00.</i>
<i>Loading costs, received from Mainport Africa Shipping:</i>					<i>Oplaaikoste, ontvang van Mainport Africa Shipping:</i>
<i>Included: Cargo dues, handling, wharf supervision, agency/documentation, logistics &amp; surveys (inspection of cargo).</i>			4		<i>Ingesluit: Kaaigelde, hantering, kaaitoesig, agente/dokumentasie, logistiek &amp; opnames (inspeksie van skeepsvrage)</i>
<i>Excluded: Ship agent fees, health &amp; PPECB inspections, storage facility &amp; transport costs to storage facility, VAT &amp; duties.</i>					<i>Uitgesluit: Skeepsvrageagentskaps-, inspeksie-, opbergings- en vervoerkoste na opbergingsfasiliteit, BTW &amp; invoerbelasting.</i>





### 13. WEATHER

For local weather, please follow the link below:

<https://www.accuweather.com/en/za/south-africa-weather>

### 13. WEER

Vir plaaslike weer, volg asseblief die onderstaande skakel:

<https://www.accuweather.com/en/za/south-africa-weather>

*Sources /Bronne:*

*(a) = Safex; (b) = International Grains Council; (c) = SAGIS;*

*(d) = CBOT; (e) = KCBT; (f) = Oil World; (g) = Georgalos Peanut World.*

*\* Formula according to ITAC (International Trade Administration Commission of South Africa)/  
Formule volgens ITAC (International Trade Administration Commission of South Africa)*

SAGIS

Nico Hawkins

General Manager / Hoofbestuurder

**Indemnity/Vrywaring:** Although everything has been done to ensure the accuracy of the information, neither SAGIS nor any of its directors or employees takes any responsibility for actions or losses that might occur as a result of the usage of this information. / Alhoewel alles gedoen is om te verseker dat die inligting korrek is, aanvaar nie SAGIS of enige van sy direkteure of werknemers verantwoordelikheid vir enige aksies of verliese as gevolg van die inligting wat gebruik is nie.