

SAGIS WEEKLY BULLETIN / SAGIS WEEKLIKSE BULLETIN

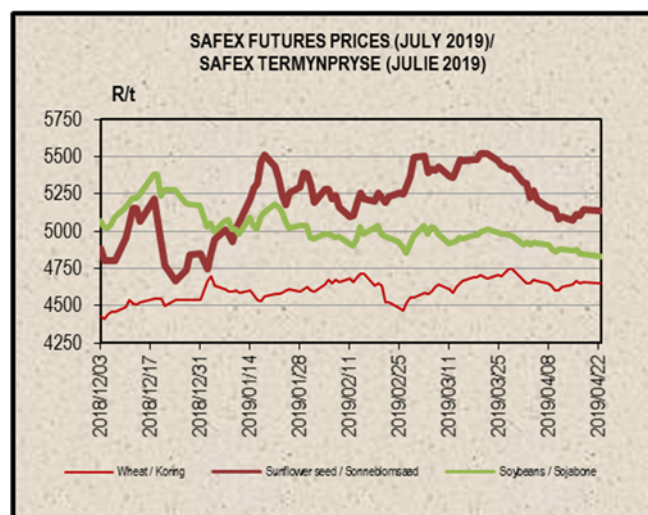
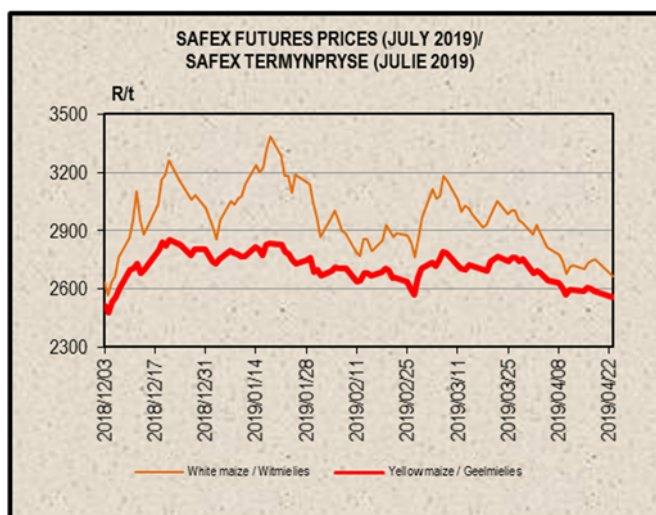
Please note that as from Thursday 7 March 2019, numbers 1, 2 & 4 in this bulletin will be hyperlinked with the relevant pages on our website / Neem asseblief kennis dat vanaf Donderdag 7 Maart 2019, sal nommers 1, 2 & 4 in hierdie bulletin geskakel wees met die relevante bladsye op ons webwerf.

1. PRODUCER DELIVERIES:	1. PRODUSENTELEWERINGS:
http://www.sagis.org.za/weekly_prod_deliveries.html	
2. IMPORTS, EXPORTS & MAIZE INTENTIONS:	2. INVOERE, UITVOERE & MIELIE INTENSIES:
http://www.sagis.org.za/weekly_imp-exp.html	

3. DOMESTIC PRICES PER SAFEX (R/t)(a)

3. PLAASLIKE PRYSE VOLGENS SAFEX (R/t)(a)

Commodity	Future Prices / Termynpryse (2019/04/23) R/ton					Kommoditeit
	Apr-19	May-19	Jul-19	Sep-19	Dec-19	
White maize	2576.00	2611.00	2662.00	2720.00	2810.00	Witmielies
Yellow maize	2516.00	2542.00	2555.00	2620.00	2690.00	Geelmielies
Wheat	4534.00	4570.00	4648.00	4510.00	4340.00	Koring
Sunflower	5010.00	5019.00	5140.00	5235.00	5350.00	Sonneblom
Soybeans	4727.00	4737.00	4829.00	4920.00	5035.00	Sojabone
Sorghum	n/a	3600.00	3250.00	3500.00	3522.00	Sorghum



Directors/Direkteure:

Boshoff JDW (Mr/Mnr), Make BB (Mr/Mnr), Mohane HT (Mr/Mnr), Nebe AAA (Mr/Mnr), Ngejane Z (Mr/Mnr), Purchase JL (Dr) Vice-Chairperson/Onder Voorsitter, Purnell M (Ms/Me) (Chairperson / Voorsitter)
Groothof WJ (Mr/Mnr), Penny GR (Mr/Mnr), Schoonwinkel BC (Mr/Mnr), Van der Merwe JM (Ms/Me)
Hawkins NJ (Mr/Mnr)

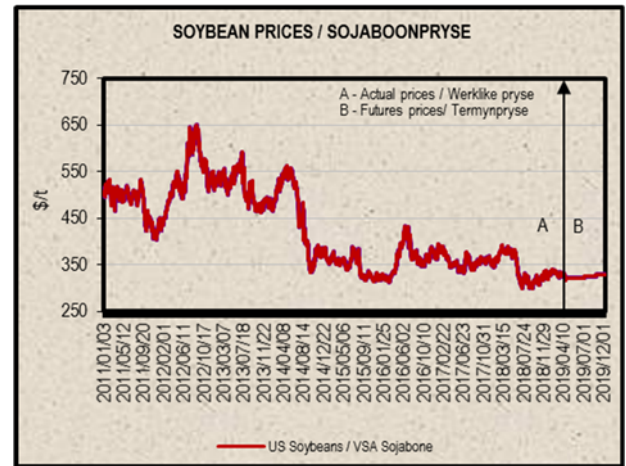
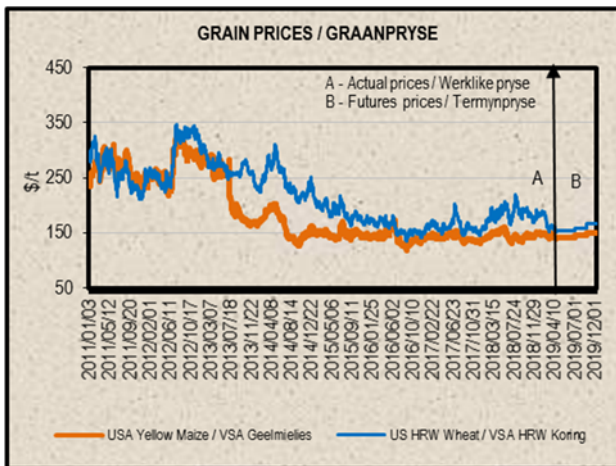
**Alternate Directors/Alternatiewe Direkteure:
General Manager/Hoofbestuurder:**

http://www.sagis.org.za/import_tariffs.html

5. PRICES – INTERNATIONAL (US\$/t)

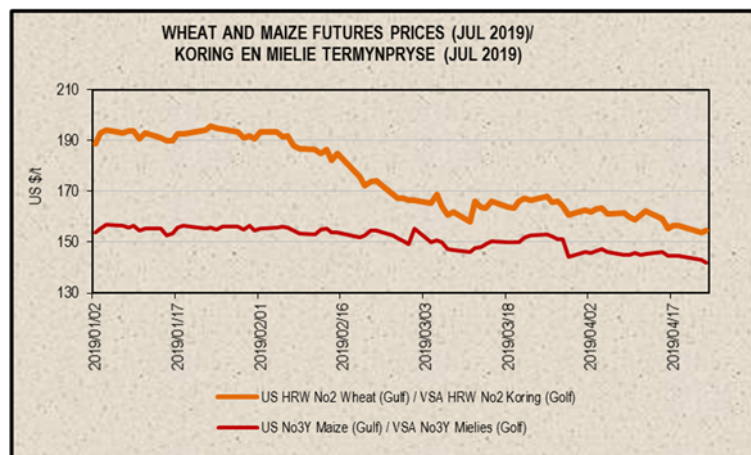
5. PRYSE - INTERNASIONAAL (VSA\$/t)

FOB (US\$/t)	Export Quotations/ Uitvoerkwotasie (b)(f)(g)				VAB (VSA\$/t)
	2019/04/23	2019/04/16	2019/04/09	2019/04/02	
US No 2 HRW Wheat (Gulf)	211.00	214.00	218.00	222.00	VSA No 2 HRW Koring (Golf)
US DNS Wheat 14% PNW	228.00	247.00	247.00	256.00	VSA DNS Koring 14% PNW
Argentine Wheat (Up River)	220.00	220.00	221.00	220.00	Argentynse Koring (Up River)
EC (France) Wheat (grade 1)	211.00	219.00	221.00	216.00	EU (Frankryk) Koring (graad 1)
EC (Germany) B Quality Wheat	219.00	226.00	227.00	224.00	EU (Duitsland) B Kwaliteit Koring
Russia Milling 12.5%	222.00	226.00	228.00	228.00	Swart See Maalkoring
US No 3Y Maize (Gulf)	162.00	165.00	168.00	169.00	VSA No3Y Mielies (Golf)
Argentine Maize (Up River)	152.00	156.00	157.00	158.00	Argentynse Mielies (Up River)
US Sorghum (Gulf)	175.00	177.00	176.00	178.00	VSA Sorghum (Golf)
Argentine Sorghum (Up River)	130.00	130.00	135.00	135.00	Argentynse Sorghum (Up River)
US Soybeans (Gulf)	331.00	338.00	346.00	346.00	VSA Sojabone (Gulf)
Argentine Soybeans (Up River)	311.00	320.00	324.00	327.00	Argentynse Sojabone (Up River)
Canadian Canola	349.00	363.00	369.00	374.00	Kanadese Canola
Argentine Groundnuts Runners 40/50	1215.00	1215.00	1240.00	1240.00	Argentynse Grondbone 40/50 Runners
US Groundnuts Runners 40/50 shelled	1267.00	1268.00	1268.00	1293.00	VSA Grondbone 40/50 Runners uitgedop
Australian Malting Barley (Commander Malt)	260.00	263.00	268.00	259.00	Australiese Moutgars (Commander Mout)



Futures prices (US\$/t) / Termynpryse (VSA\$/t) (d)(e) (2019/04/23)

Commodity	May-19	Jul-19	Sep-19	Dec-19	Mar-20	May-20	Kommoditeit
US No3 Yellow maize	138.26	141.80	144.95	149.44	155.27	158.65	VSA No3 Geelmielies
US No2 HRW wheat	152.26	154.69	158.36	166.15	174.02	179.09	VSA No2 HRW koring
US Soybeans	316.73	321.65	325.77	329.30	336.20	339.14	VSA Sojabone



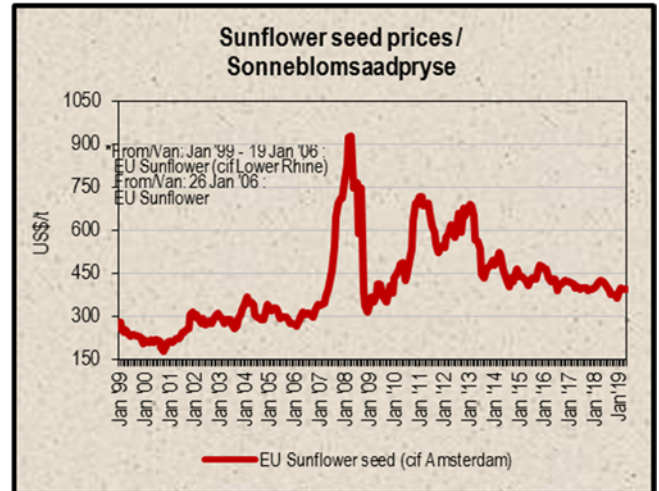
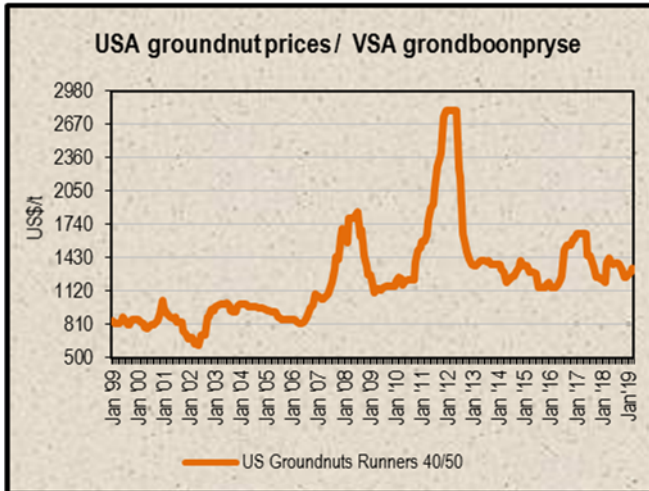
6. LOWEST REPRESENTATIVE ASKING PRICES
(US\$/t)(f)(g)(Prices of previous week)

6. LAAGSTE VERTEENWOORDIGENDE PRYSE GEVRA
(Pryse van vorige week)(VSA\$/t)(f)(g)

US\$/t	2019/04/17	2019/04/11	Change/ Verandering	VSA\$/t
Soybeans, USA, c.i.f. Rotterdam	367	373	-1.6%	Sojabone, VSA, k.a.v. Rotterdam
Groundnuts, USA Runners 40/50*	1300	1300	0.0%	Grondbone, VSA Runners 40/50*
Groundnuts, Argentine Runners 40/50*	1300	1300	0.0%	Grondbone, Argentynse Runners 40/50*
Groundnut-oil, c.i.f. Rotterdam	n/a	n/a	n/a	Grondboon-olie, k.a.v. Rotterdam
Sunflower seed, EU c.i.f. Amsterdam	393	390	0.8%	Sonneblomsaad, EU k.a.v. Amsterdam
Sunflower seed, fob Black Sea	365	365	0.0%	Sonneblomsaad, EU k.a.v. Amsterdam
Sunflower-oil, EU (fob) N.W. Europe	705	700	0.7%	Sonneblom-olie, EU (vab) N.W. Eur.
Rapeseed, Europe, 00, c.i.f. Hamburg	414	413	0.2%	Raapsaad, Europa, 00, k.a.v. Hamburg

* Shelled, c.i.f. Rotterdam

* Uitgedop k a v Rotterdam



7. IGC FREIGHT INDICES (b)

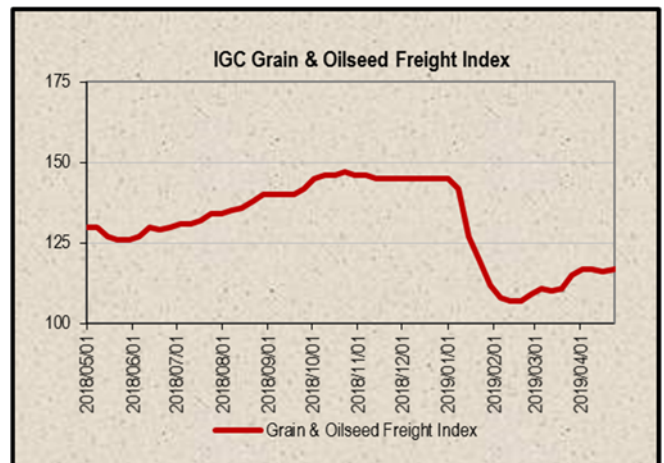
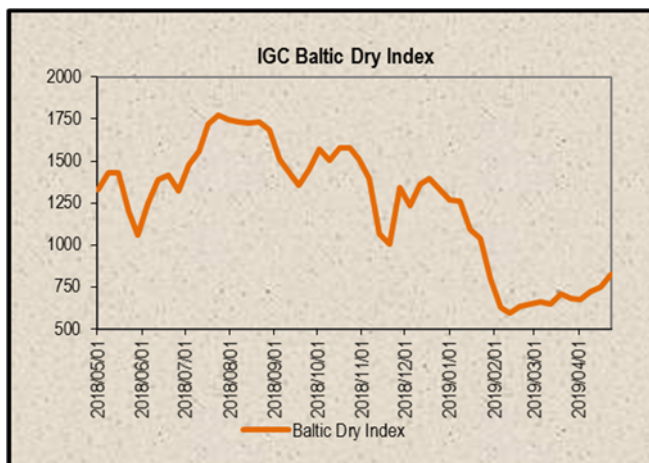
7. IGC VRAG INDEKSE (b)

IGC FREIGHT INDICES / IGC VRAG INDEKSE

	2019/03/19	2019/03/26	2019/04/02	2019/04/09	2019/04/16	2019/04/23	
Grain & Oilseeds Freight Index*	111	115	117	117	116	117	Graan & Oliesade Vrag Indeks*
Baltic Dry Index	712	683	674	725	749	821	Baltiese Droë Indeks

* IGC's new Grain & Oilseeds Freight Index (GOFI) represents 68 major grain routes, compared to 15 routes covered previously. Similar to the previous index, the GOFI will be calculated on a weekly basis, with the first week of January 2013 taken as its base of 100.

* IGC se nuwe Graan & Oliesade Vrag Indeks (GOVI) verteenwoordig 68 hoof graanroetes, teenoor 15 roetes wat voorheen gedek is. Soortgelyk aan die vorige indeks, sal die GOVI weekliks bereken word met die eerste week van Januarie 2013 geneem as basis van 100.



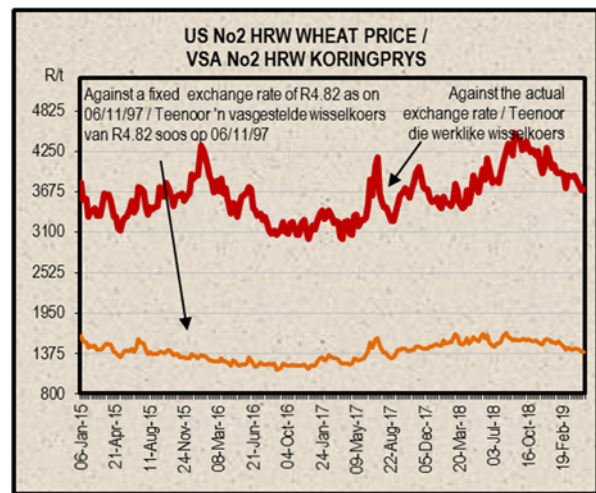
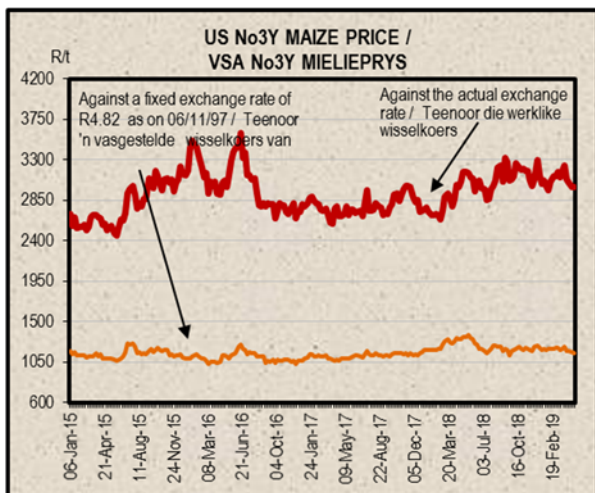
8. IMPORT PARITY PRICES – SUMMER GRAINS (b)(c)

8. INVOERPARITEITPRYSE - SOMERGRANE (b)(c)

INVOERPARITEITPRYSE VAN SOMERGRANE (BTW UITGESLT) SOOS OP			2019/04/23			IMPORT PARITY PRICES OF SUMMER GRAINS (VAT EXCL) AS ON	
ITEM	Nota/ Note	Mielies/Maize	Mielies/Maize	Sorghum	Sorghum	Sorghum	ITEM
		VSA/ USA Golf/Gulf (no.3Y)	Argentynse/ Argentine Up River	VSA/ USA Golf/Gulf	Argentynse/ Argentine Up River	Australiese/ Australian Brisbane	
		\$/t	\$/t	\$/t	\$/t	\$/t	
Internasionale VAB pryse	a	162.00	152.00	175.00	130.00	280.00	International FOB prices
Vraggeld	b	33.00	29.00	33.00	29.00	16.00	Freight Rates
Assuransie (0.3% van VAB)		0.49	0.46	0.53	0.39	0.84	Insurance (0.3% of FOB)
1 KOSTE, ASSURANSIE EN VRAG (KAV) \$/T		195.49	181.46	208.53	159.39	296.84	1 COST, INSURANCE AND FREIGHT (CIF) \$/T
<i>Omskakel na R/t</i>							<i>Converted to R/t</i>
R/\$ Wisselkoers op: 2019/04/23	c	14.2165	14.2165	14.2165	14.2165	14.2165	R/\$ Exchange rate on: 2019/04/23
2 KOSTE, ASSURANSIE EN VRAG (KAV) R/t		2779.18	2579.73	2964.57	2265.97	4220.03	2 COST, INSURANCE AND FREIGHT (CIF) R/t
Finansieringskoste	d	23.41	21.73	24.98	19.09	35.55	Financing cost
3 KOSTE, ASSURANSIE, VRAG EN FINANSIERING R/t		2802.59	2601.46	2989.55	2285.06	4255.58	3 COST, INSURANCE, FREIGHT AND FINANCING R/t
Allaakoste:	e, f						Discharging cost:
- Kaapstad		205.87	205.87	n/a	n/a	n/a	- Cape Town
- Durban		199.28	199.28	203.37	203.37	203.37	- Durban
Invoertarif	g	0.00	0.00	74.64	55.44	119.42	Import Tariff
4 VRY OP SPOOR (VOS) R/t							4 FREE ON RAIL (FOR) R/t
- Kaapstad		3008.46	2807.33	n/a	n/a	n/a	- Cape Town
- Durban		3001.87	2800.74	3064.19	2340.50	4375.00	- Durban
Spoorvragekoste	h						Railage cost
- Durban na Randfontein		320.00	320.00	320.00	320.00	320.00	- Durban to Randfontein
5 GELEWER:							5 DELIVERED:
- Durban na Randfontein R/ton		3321.87	3120.74	3384.19	2660.50	4695.00	- Durban to Randfontein R/ton

Notas/Notes:

- a Bron van pryse en vraggeld : IGC GMI
Source of prices and freight rates: IGC GMI
2019/04/23
- | Termyn / Term | US\$/ton (VAB/FOB) | Vraggeld/Freight Rate: | US\$/ton |
|--|--------------------|------------------------|----------|
| Mielies/Maize: VSA/USA (Golf/Gulf No.3Y) | 162.00 | US Golf / Gulf | 33.00 |
| Mielies/Maize: Argentinië/Argentina (Up River) | 152.00 | Argentinië / Argentina | 29.00 |
| Sorghum: VSA/USA (Golf / Gulf Milo) | 175.00 | Australië/Australia | 16.00 |
| Sorghum: Argentinië/Argentina (Up River) | 130.00 | | |
| Sorghum: Australië/Australia (Brisbane) | 280.00 | | |
- b Vraggeld: bereken vir vragte van +/- 20 000 - 30 000t / Freight rates: calculated for freights of +/- 20 000 - 30 000t
 - c Reserwebank / Reserve Bank
 - d Finansieringskoste: 30 000t @ KAV @ primakoers vir 30 dae. Bron/Source: SARB 10.25% 2018/11/22
Financing cost: 30 000t @ CIF @ prime rate for 30 days.
- | | Mielies/Maize: | Sorghum |
|-----------------------|----------------|---------|
| Kaapstad / Cape Town: | 205.87 | n/a |
| Durban: | 199.28 | 203.37 |
- e Allaakoste / Discharging costs (R/ton):
Bron / Source: Mainport Africa Shipping
 - f Ingesluit: Kaaigelde, hantering, kaalbesig, agente/dokumentasie, logistiek & opnames (inspeksie van skeepsvrag) / Included: Wharfage, handling, wharf supervision, agent/documentation, logistic & survey (inspection of shipload).
Uitgesluit: Gesondheidsinspeksie-, skeepagentskapfoel, strookbetsingsfoel vir GMO, opbergingskoste asook BTW en invoerbelasting / Excluded: Health inspection fee, Ship agency fee, strip testing fees for GMO, storage costs as well as VAT and import duty.
N.B: Slegs 'n aanduiding, aangesien koste van opname beding kan word / N.B: Indication only, as cost of survey can be negotiated.
 - g Invoertarif / Import Tariff:
Mielies/Maize = Vry / Free
Sorghum = 3% op VAB / on FOB
 - h Neem asb. kennis van die verandering in Spoorwet se standaard spoorvrag op 1 April 2018, na R320.00.
Please note the change in Spoorwet's standard railage cost on 1 April 2018 to R320.00.



9. IMPORT PARITY PRICES – WINTER CEREALS (b)(c)

9. INVOERPARITEITPRYSSE - WINTERGRANE (b)(c)

INVOERPARITEITPRYSSE VAN WINTERGRANE (BTW UITGESLT) SOOS OP		2019/04/23					IMPORT PARITY PRICES OF WINTER CEREALS (VAT EXCL) AS ON		
ITEM	Nota / Note	Koring/Wheat	Koring/Wheat	Koring/Wheat	Koring/Wheat	Koring/Wheat	Gars/Barley	Gars/Barley	ITEM
		VSA/ USA Golf/Gulf HRW \$/t	VSA/ USA PNW DNS \$/t	Argentynse/ Argentine Up River Trigo Pan \$/t	EU Duitsland/ Germany Hamburg B kwaliteit/ quality \$/t	Russies/ Russian Black Sea 12.50% \$/t	Australiese/ Australian Fremantle Mout/Malting \$/t	Franse/ French Rouen Mout/Malting \$/t	
Internasionale VAB pryse	a	211.00	228.00	220.00	219.00	222.00	260.00	293.00	International FOB prices
Vraggeld	b	33.00	33.00	29.00	24.00	36.00	17.00	25.00	Freight Rates
Assuransie (0.3% van VAB)		0.63	0.68	0.66	0.66	0.67	0.78	0.88	Insurance (0.3% of FOB)
1 KOSTE, ASSURANSIE EN VRAG (KAV) \$/T <i>Omskakel na R/t</i>		244.63	261.68	249.66	243.66	258.67	277.78	318.88	1 COST, INSURANCE AND FREIGHT (CIF) \$/T <i>Converted to R/t</i>
R/\$ Wisselkoers op: 2019/04/23	c	14.2165	14.2165	14.2165	14.2165	14.2165	14.2165	14.2165	R/\$ Exchange rate on: 2019/04/23
2 KOSTE, ASSURANSIE EN VRAG (KAV) R/t		3477.78	3720.17	3549.29	3463.99	3677.38	3949.06	4533.36	2 COST, INSURANCE AND FREIGHT (CIF) R/t
Finansieringskoste	d	29.30	31.34	29.90	29.18	30.98	33.27	38.19	Financing cost
3 KOSTE, ASSURANSIE, VRAG EN FINANSIERING R/t	e, f	3507.08	3751.51	3579.19	3493.17	3708.36	3982.33	4571.55	3 COST, INSURANCE, FREIGHT AND FINANCING R/t
Aflaai-koste									Discharging cost
3.1 Kaapstad (Hoofsaaklik kaaihyskraan metode)		205.87	205.87	205.87	205.87	205.87	213.98	213.98	3.1 Cape Town (Mainly shore cranes method)
3.2 Durban (Hoofsaaklik suig-in-silo metode)		202.03	202.03	202.03	202.03	202.03	203.37	203.37	3.2 Durban (Mainly suction into silo method)
Invoertarif op koring	g	490.70	490.70	490.70	490.70	490.70	0.00	0.00	Import Tariff on wheat
4 VRY OP SPOOR (VOS) R/t									4 FREE ON RAIL (FOR) R/t
4.1 Kaapstadhawe		4203.65	4448.08	4275.76	4189.74	4404.93	4196.31	4785.53	4.1 Cape Town Harbour
4.2 Durbanhawe		4199.81	4444.24	4271.92	4185.90	4401.09	4185.70	4774.92	4.2 Durban Harbour
Spoorvragkoste	h								Railage cost
- Kaapstad na Paarl		160.59	160.59	160.59	160.59	160.59	n/a	n/a	- Cape Town to Paarl
- Durban na Randfontein		320.00	320.00	320.00	320.00	320.00	320.00	320.00	- Durban to Randfontein
5 GELEWER:									5 DELIVERED:
- Kaapstad na Paarl R/ton		4364.24	4608.67	4436.35	4350.33	4565.52	n/a	n/a	- Cape Town to Paarl R/ton
- Durban na Randfontein R/ton		4519.81	4764.24	4591.92	4505.90	4721.09	4505.70	5094.92	- Durban to Randfontein R/ton

Notas/Notes:

2019/04/23

a Bron van pryse en vraggeld : IGC GMI
Source of prices and freight rates: IGC GMI

Termyn / Term	VAB/FOB	Vraggeld / Freight Rate:	Gars/Barley = US\$ + 1
	US\$/ton		
Koring/Wheat HRW No 2 (Hard Red Winter) Golf / Gulf			
Mei/May 2019	211.00	US (Golf / Gulf)	33.00
Koring/Wheat DNS 14% No 2 (Dark Northern Spring) Golf / Gulf			
Mei/May 2019	228.00	Argentinië / Argentine (Upriver)	29.00
Koring/Wheat Argentinië / Argentine (Up River) Trigo Pan			
Apr 2019	220.00	EEC (Bordeaux Hamburg)	25.00
Koring/Wheat EU (Duitsland / Germany) B kwaliteit / quality			
Apr 2019	219.00	Australië / Australia (Eastern)	17.00
Koring/Wheat: Russian Milling 12.5%			
Apr 2019	222.00	Black Sea	36.00
Gars/Barley: Australiese moutgars/Australian malting barley (Adelaide)			
Apr 2019	260.00		
Gars/Barley: Franse moutgars/French malting barley (Rouen)			
Apr 2019	293.00	(1)	

b Vraggeld: bereken vir vragte van +/- 20 000 - 30 000t / Freight rates: calculated for freights of +/- 20 000 - 30 000t

c Reserwebank / Reserve Bank

d Finansieringskoste: 30 000t @ KAV @ primakoers vir 30 dae. Bron/Source: SARB 10.25% 2018/11/22

Finansieringskoste: 30 000t @ CIF @ prime rate for 30 days.

e Aflaai-koste / Discharging cost (R/ton):

	Koring/Wheat:	Gars/Barley:
Kaapstad /	205.87	213.98
Durban:	202.03	203.37

f Ingesluit: Kaaihandel, hantering, kaaitoetsing, agente/dokumentasie, logistiek & opnames (inspeksie van skeepsvrag).
Included: Wharfage, handling, wharf supervision, agent/documentation, logistic & survey (inspection of shipload).
Uitgesluit: Gesondheidsinspeksie-, skeepagentskapfooi, strooktoetsingsfooi vir GMO, opbergingskoste asook BTW en invoerbelasting.
Excluded: Health inspection fee, Ship agency fee, strip testing fees for GMO, storage costs as well as VAT and import duty.
N.B: Slegs 'n aanduiding, aangesien koste van opname beding kan word / N.B: Indication only, as cost of survey can be negotiated.

g Invoertarif / Import Tariff:

Koring/Wheat = R490.70 p/ton

Gars/Barley = Vry/Free

h Neem asb. kennis van verandering in Spoornet se standaard spoorvrag op 1 April 2018 soos volg:

Kaapstad na Paarl R160.59 en Durban na Randfontein R320.00

Please note the change on 1 April 2018, in Spoornet's standard railage cost as follows:

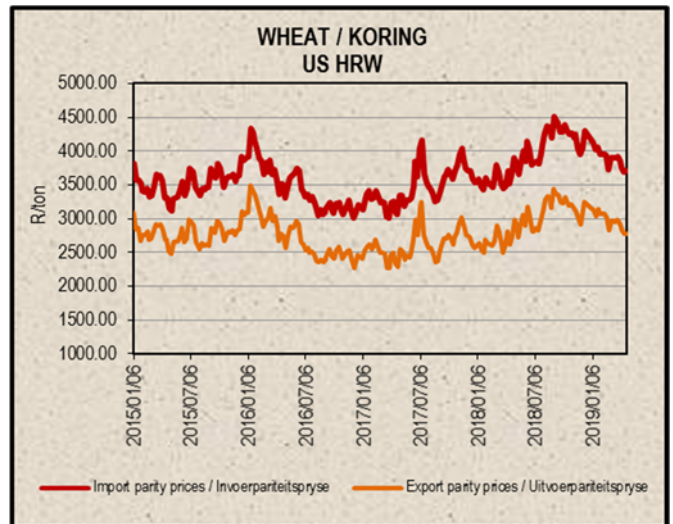
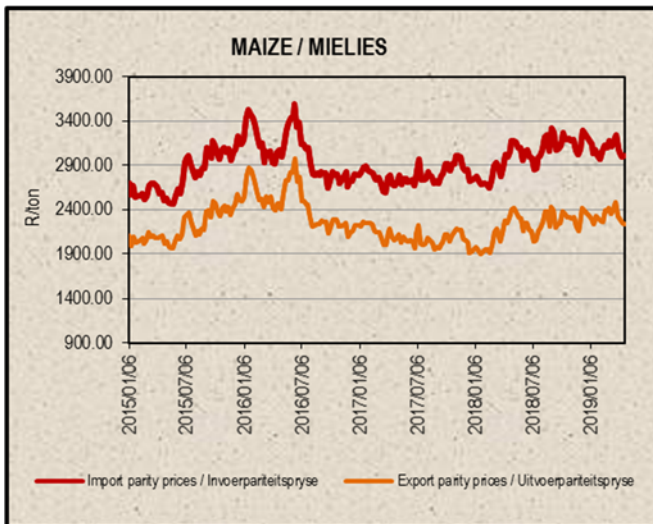
Cape Town to Paarl R160.59 and Durban to Randfontein R320.00

(1) Laaste prys ontvang op / Last price received on 2018-08-21

11. EXPORT PARITY PRICES (b)(c)

11. UITVOERPARITEITPRYSE (b)(c)

INDICATIVE EXPORT PARITY PRICES AS ON	2019/04/23				AANDUIDENDE UITVOERPARITEITSPRYSE SOOS OP
	US No3Y Maize/ Mielies Gulf/Golf (b) May/Mei 2019	US HRW Wheat/Koring Gulf/Golf (b) May/Mei 2019	US DNS 14% Wheat/Koring PNW (b) May/Mei 2019	Argentine Raw Runner 40/50 Groundnuts/ Grondbone (f) Jul 2019	Hierdie is slegs 'n voorbeeld van hoe 'n uitvoerpariteitsprys bereken kan word - dit kan varieer volgens behoefte
This is only an example of how an export parity price can be calculated - it can vary according to need					
FOB Gulf value (\$/t)	162.00	211.00	228.00	1215.00	VAB Golfwaarde (\$/t)
Difference in quality and locality of SA ¹ Maize: Plus US\$10 (\$/t) Groundnuts: Less 3,5% of fob value	\$10.00			96,5%	¹ Kwaliteits- en liggingsverskil van SA Mielies: Plus VS\$10 (\$/t) Grondbone: Min 3,5% van vab waarde
SA fob price (\$/t)	172.00	211.00	228.00	1172.48	SA vab prys (\$/t)
Exchange rate (1\$=): (2019/04/23) ²	14.2165	14.2165	14.2165	14.2165	² Wisselkoers (1\$=): (2019/04/23)
FOB Gulf value (R/t)	2445.24	2999.68	3241.36	16668.56	VAB Golfwaarde (R/t)
Marketing costs:					Bemerkings koste:
Financing (Prime rate 10.25% - 30 days) (R/t)	20.60	25.27	27.31	140.43	Finansieringskoste (Primakoers 10.25% - 30 dae) (R/t)
Railage: ³ Randfontein – Durban harbour	320.00	320.00	320.00	-	³ Spoorvrage Randfontein – Durbanhawe
Loading costs: (R/t) ⁴ Durban Harbour (Mainly spout method)	192.50	205.14	205.14	562.50	⁴ Oplaaikoste: (R/t) Durbanhawe (Hoofsaaklik tregter metode)
EXPORT REALISATION (R/t):					UITVOER REALISASIE (R/t):
Randfontein	1912.14	2449.27	2688.91	15965.63	Randfontein
<i>Difference in quality and locality of SA (As requested by the industry)</i>			1		<i>Kwaliteits- en liggingsverskil van SA (Soos deur die bedryf versoek)</i>
<i>As from 14 June 2012, the discount/rebate will no longer be used to calculate the export parity price on US HRW and a new calculation will be added for US DNS, also without the discount/rebate.</i>					<i>Vanaf 14 Junie 2012 sal die diskonto/premie nie meer gebruik word by die berekening van die uitvoerpariteitprys van US HRW nie en 'n nuwe berekening word nou vir US DNS gedoen, ook sonder diskonto/premie.</i>
<i>Reserve Bank</i>			2		<i>Reserwebank</i>
<i>Railage costs:</i>					<i>Spoorvrage koste:</i>
<i>Please note that on 1 April 2018 Spoornet's standard railage cost has changed to R320.00.</i>			3		<i>Neem asb. kennis dat Spoornet se standaard spoorvrage op 1 April 2018 verander het na R320.00.</i>
<i>Loading costs, received from Mainport Africa Shipping:</i>					<i>Oplaaikoste, ontvang van Mainport Africa Shipping:</i>
<i>Included: Cargo dues, handling, wharf supervision, agency/documentation, logistics & surveys (inspection of cargo).</i>			4		<i>Ingesluit: Kaaigelde, hantering, kaaitoesig, agente/dokumentasie, logistiek & opnames (inspeksie van skeepsvrage)</i>
<i>Excluded: Ship agent fees, health & PPECB inspections, storage facility & transport costs to storage facility, VAT & duties.</i>					<i>Uitgesluit: Skeepsagentskaps-, inspeksie-, opbergings- en vervoerkoste na opbergingsfasiliteit, BTW & invoerbelasting.</i>



12. WEATHER

For local weather, please follow the link below:

<https://www.accuweather.com/en/za/south-africa-weather>

12. WEER

Vir plaaslike weer, volg asseblief die onderstaande skakel:

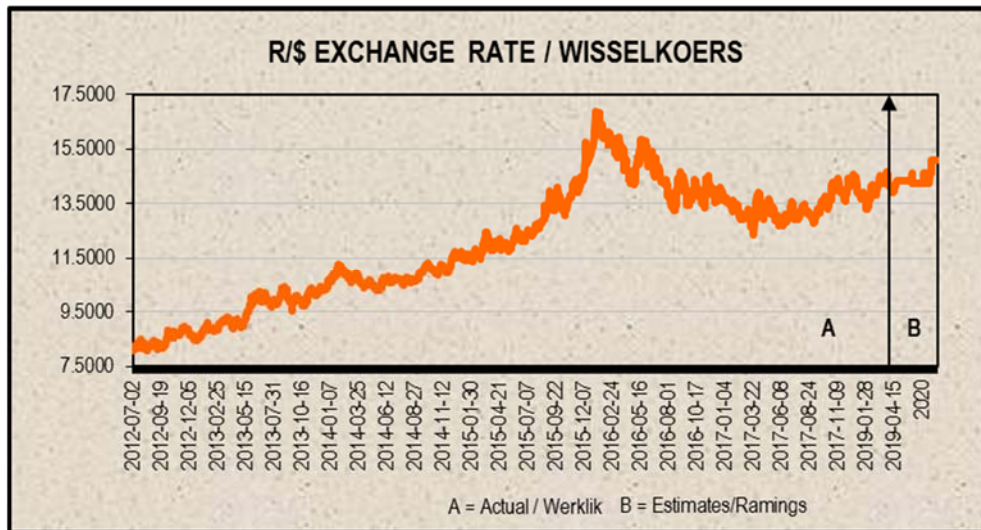
<https://www.accuweather.com/en/za/south-africa-weather>

13. SUNDRIES (h)

13. DIVERSE (h)

ECONOMIC INDICATORS				Apr 2019		Q2	
Average of economic indicators as received from commercial banks							
	EXCHANGE RATE		INFLATION		PRIME INTEREST		
	R/\$		%		%		
	2019	2020	2019	2020	2019	2020	
1st quarter	13.8286 #	14.3845	4.1 #	5.6	10.25 #	10.50	
2nd quarter	14.3355	14.6640	4.7	5.3	10.25	10.50	
3rd quarter	14.4443	14.8133	5.1	5.1	10.25	10.50	
4th quarter	14.4713	14.7068	5.1	5.2	10.25	10.50	
Year average	14.3587	14.6421	4.8	5.3	10.25	10.50	
Year end	14.4713	14.7068	5.1	5.2	10.25	10.50	
	2021	2022	2021	2022	2021	2022	
Year average	15.1143	15.4050	5.2	5.4	10.50	10.75	
Year end	15.2675	15.3550	5.2	5.5	10.50	10.75	

= Replaced with SARB Quarterly Bulletin figures



Sources /Bronne:

(a) = Safex; (b) = International Grains Council; (c) = SAGIS;
 (d) = CBOT; (e) = KCBT; (f) = Oil World; (g) = Geogalos Peanut World; (h) = SARB, ABSA, FNB, Investec, Nedbank.
 * Formula according to ITAC (International Trade Administration Commission of South Africa)/
 Formule volgens ITAC (International Trade Administration Commission of South Africa)

SAGIS

Nico Hawkins

General Manager / Hoofbestuurder

Indemnity/Vrywaring: Although everything has been done to ensure the accuracy of the information, neither SAGIS nor any of its directors or employees takes any responsibility for actions or losses that might occur as a result of the usage of this information. / Alhoewel alles gedoen is om te verseker dat die inligting korrek is, aanvaar nie SAGIS of enige van sy direkteure of werknemers verantwoordelikheid vir enige aksies of verliese as gevolg van die inligting wat gebruik is nie.