

SAGIS WEEKLY BULLETIN / SAGIS WEEKLIKSE BULLETIN

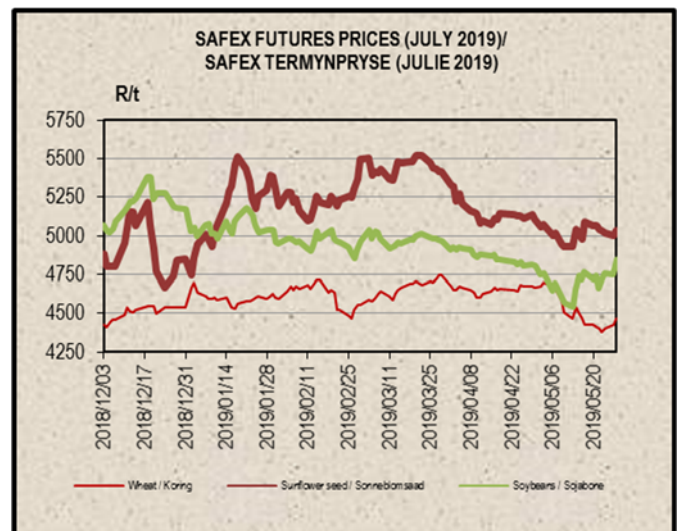
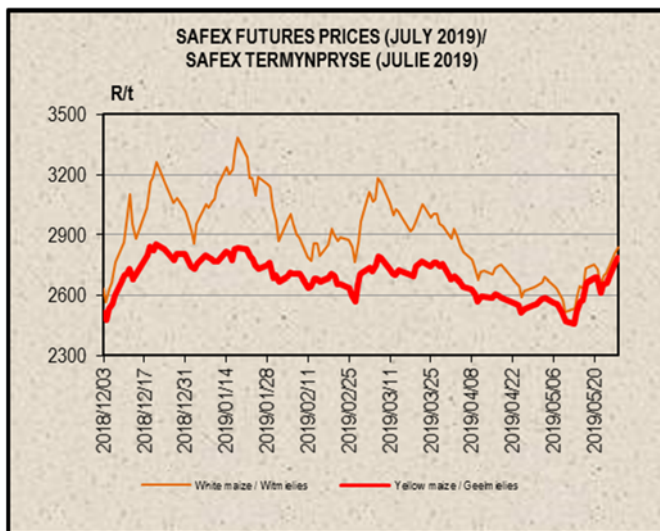
Please note that as from Thursday 7 March 2019, numbers 1, 2 & 4 in this bulletin will be hyperlinked with the relevant pages on our website / Neem asseblief kennis dat vanaf Donderdag 7 Maart 2019, sal nommers 1, 2 & 4 in hierdie bulletin geskakel wees met die relevante bladsye op ons webwerf.

1. PRODUCER DELIVERIES:	1. PRODUSENTELEWERINGS:
http://www.sagis.org.za/weekly_prod_deliveries.html	
2. IMPORTS, EXPORTS & MAIZE INTENTIONS:	2. INVOERE, UITVOERE & MIELIE INTENSIES:
http://www.sagis.org.za/weekly_imp-exp.html	

3. DOMESTIC PRICES PER SAFEX (R/t)(a)

3. PLAASLIKE PRYSE VOLGENS SAFEX (R/t)(a)

Commodity	Future Prices / Termynpryse (2019/05/28) R/ton					Kommoditeit
	Jun-19	Jul-19	Sep-19	Dec-19	Mar-20	
White maize	2804.00	2836.00	2890.00	2972.00	3001.00	Witmielies
Yellow maize	2751.00	2786.00	2842.00	2905.00	2923.00	Geelmielies
Wheat	4483.00	4466.00	4448.00	4400.00	4474.00	Koring
Sunflower	4963.00	5035.00	5170.00	5294.00	5259.00	Sonneblom
Soybeans	4794.00	4850.00	4941.00	5064.00	5110.00	Sojabone
Sorghum	N/A	3200.00	3280.00	3522.00	3469.00	Sorghum



Directors/Direkteure:

Boshoff JDW (Mr/Mnr), Make BB (Mr/Mnr), Mohane HT (Mr/Mnr), Nebe AAA (Mr/Mnr), Ngejane Z (Mr/Mnr), Purchase JL (Dr) Vice-Chairperson/Onder Voorsitter, Purnell M (Ms/Me) (Chairperson / Voorsitter)
 Groothof WJ (Mr/Mnr), Penny GR (Mr/Mnr), Schoonwinkel BC (Mr/Mnr), Van der Merwe JM (Ms/Me)
 Hawkins NJ (Mr/Mnr)

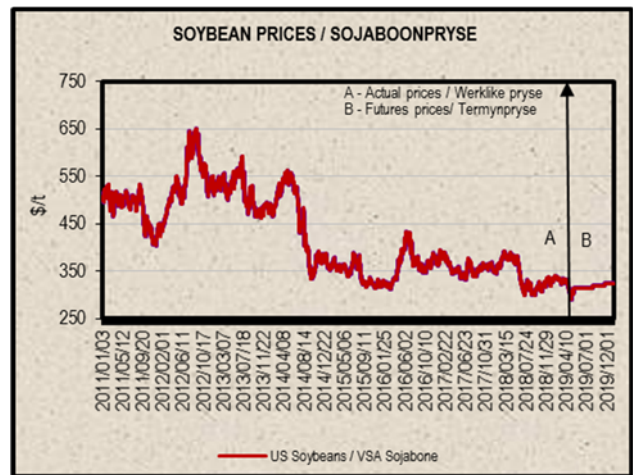
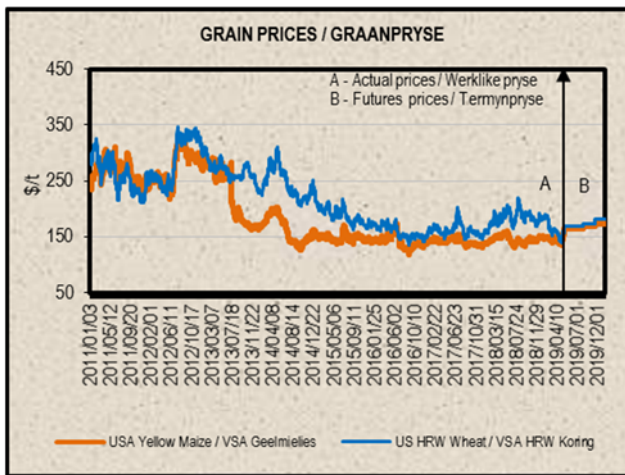
**Alternate Directors/Alternatiewe Direkteure:
 General Manager/Hoofbestuurder:**

http://www.sagis.org.za/import_tariffs.html

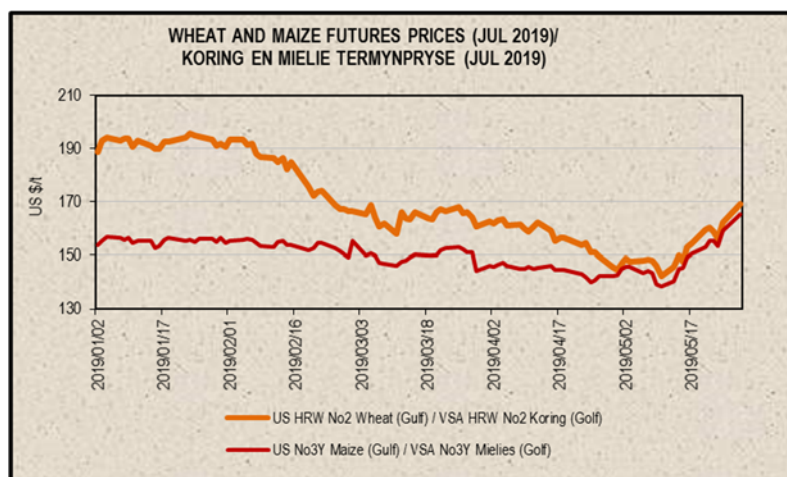
5. PRICES – INTERNATIONAL (US\$/t)

5. PRYSE - INTERNASIONAAL (VSA\$/t)

FOB (US\$/t)	Export Quotations/ Uitvoerkwotasie (b)(f)(g)				VAB (VSA\$/t)
	2019/05/28	2019/05/21	2019/05/14	2019/05/07	
US No 2 HRW Wheat (Gulf)	226.00	217.00	203.00	202.00	VSA No 2 HRW Koring (Golf)
US DNS Wheat 14% PNW	245.00	240.00	233.00	229.00	VSA DNS Koring 14% PNW
Argentine Wheat (Up River)	223.00	218.00	216.00	217.00	Argentynse Koring (Up River)
EC (France) Wheat (grade 1)	214.00	210.00	210.00	210.00	EU (Frankryk) Koring (graad 1)
EC (Germany) B Quality Wheat	214.00	210.00	213.00	216.00	EU (Duitsland) B Kwaliteit Koring
Russia Milling 12.5%	206.00	206.00	205.00	206.00	Swart See Maalkoring
US No 3Y Maize (Gulf)	191.00	181.00	171.00	167.00	VSA No3Y Mielies (Golf)
Argentine Maize (Up River)	177.00	167.00	162.00	158.00	Argentynse Mielies (Up River)
US Sorghum (Gulf)	203.00	193.00	183.00	180.00	VSA Sorghum (Golf)
Argentine Sorghum (Up River)	132.00	132.00	130.00	130.00	Argentynse Sorghum (Up River)
US Soybeans (Gulf)	338.00	320.00	323.00	320.00	VSA Sojabone (Gulf)
Argentine Soybeans (Up River)	342.00	321.00	318.00	302.00	Argentynse Sojabone (Up River)
Canadian Canola	357.00	353.00	351.00	344.00	Kanadese Canola
Argentine Groundnuts Runners 40/50	1245.00	1255.00	1285.00	1255.00	Argentynse Grondbone 40/50 Runners
US Groundnuts Runners 40/50 shelled	1294.00	1293.00	1243.00	1243.00	VSA Grondbone 40/50 Runners uitgedop
Australian Malting Barley (Commander Malt)	256.00	240.00	235.00	248.00	Australiese Moutgars (Commander Mout)



Futures prices (US\$/t) / Termynpryse (VSA\$/t) (d)(e) (2019/05/28)							
Commodity	Jul-19	Sep-19	Dec-19	Mar-20	May-20	Jul-20	Kommoditeit
US No3 Yellow maize	165.43	169.05	172.04	175.74	176.84	177.79	VSA No3 Geelmielies
US No2 HRW wheat	169.24	173.21	180.63	187.98	192.54	194.37	VSA No2 HRW koring
US Soybeans	314.53	319.45	N/A	331.21	334.59	338.63	VSA Sojabone



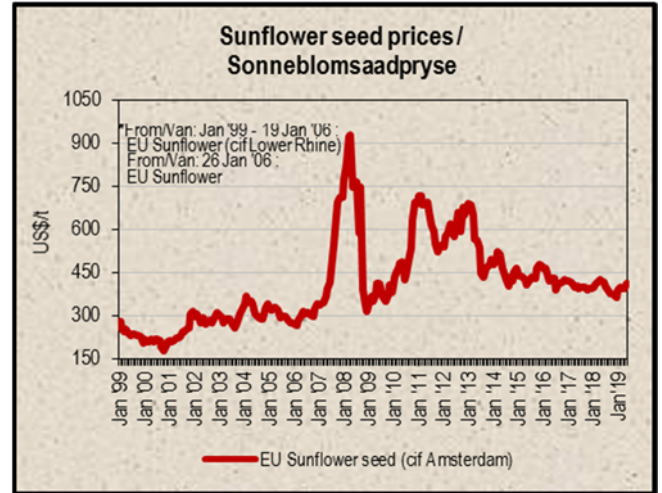
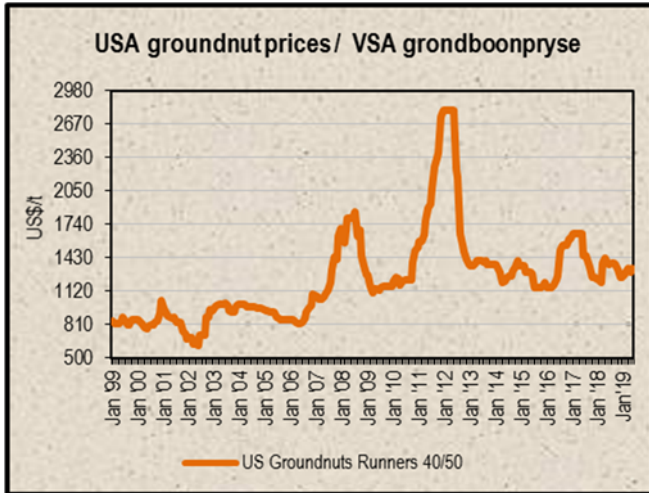
6. LOWEST REPRESENTATIVE ASKING PRICES
(US\$/t)(f)(g)(Prices of previous week)

6. LAAGSTE VERTEENWOORDIGENDE PRYSE GEVRA
(Pryse van vorige week)(VSA\$/t)(f)(g)

US\$/t	2019/05/23	2019/05/16	Change/ Verandering	VSA\$/t
Soybeans, USA, c.i.f. Rotterdam	343	347	-1.2%	Sojabone, VSA, k.a.v. Rotterdam
Groundnuts, USA Runners 40/50*	1325	1325	0.0%	Grondbone, VSA Runners 40/50*
Groundnuts, Argentine Runners 40/50*	1330	1340	-0.7%	Grondbone, Argentynse Runners 40/50*
Groundnut-oil, c.i.f. Rotterdam	n/a	n/a	n/a	Grondboon-olie, k.a.v. Rotterdam
Sunflower seed, EU c.i.f. Amsterdam	410	405	1.2%	Sonneblomsaad, EU k.a.v. Amsterdam
Sunflower seed, fob Black Sea	380	375	1.3%	Sonneblomsaad, Swart See
Sunflower-oil, EU (fob) N.W. Europe	733	735	-0.3%	Sonneblom-olie, EU (vab) N.W. Eur.
Rapeseed, Europe, 00, c.i.f. Hamburg	405	412	-1.7%	Raapsaad, Europa, 00, k.a.v. Hamburg

* Shelled, c.i.f. Rotterdam

* Uitgedop k a v Rotterdam



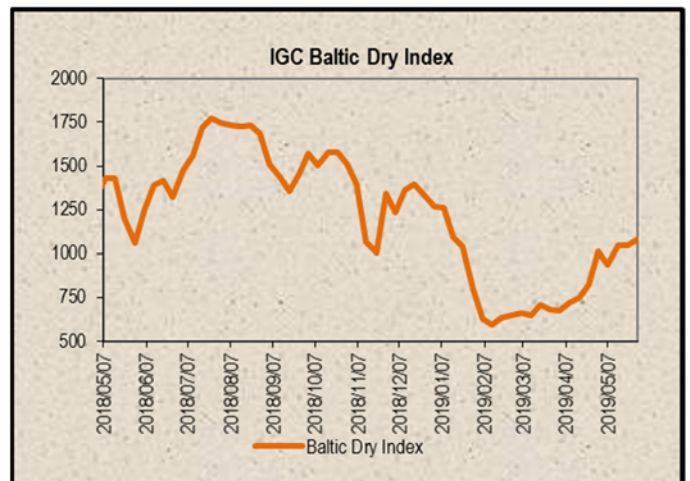
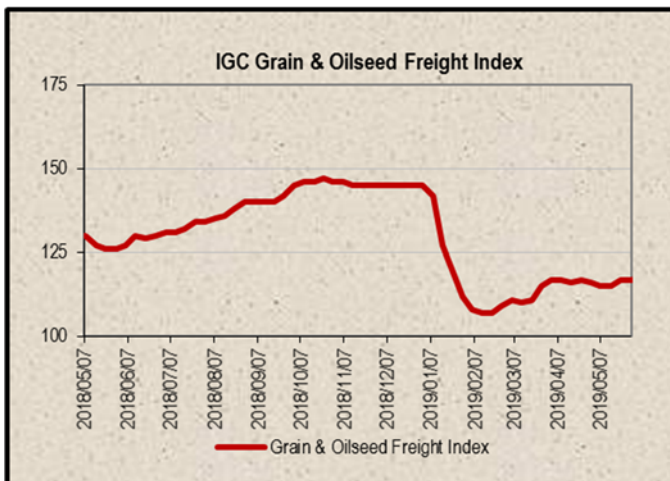
7. IGC FREIGHT INDICES (b)

7. IGC VRAG INDEKSE (b)

IGC FREIGHT INDICES / IGC VRAG INDEKSE							
	2019/04/23	2019/04/30	2019/05/07	2019/05/14	2019/05/21	2019/05/28	
Grain & Oilseeds Freight Index*	117	116	115	115	117	117	Graan & Oliesade Vrag Indeks*
Baltic Dry Index	821	1011	936	1043	1049	1082	Baltiese Droë Indeks

* IGC's new Grain & Oilseeds Freight Index (GOFI) represents 68 major grain routes, compared to 15 routes covered previously. Similar to the previous index, the GOFI will be calculated on a weekly basis, with the first week of January 2013 taken as its base of 100.

* IGC se nuwe Graan & Oliesade Vrag Indeks (GOVI) verteenwoordig 68 hoof graanroetes, teenoor 15 roetes wat voorheen gedek is. Soortgelyk aan die vorige indeks, sal die GOVI weekliks bereken word met die eerste week van Januarie 2013 geneem as basis van 100.



8. IMPORT PARITY PRICES – SUMMER GRAINS (b)(c)

8. INVOERPARITEITPRYSE - SOMERGRANE (b)(c)

INVOERPARITEITPRYSE VAN SOMERGRANE (BTW UITGESLT) SOOS OP			2019/05/28		IMPORT PARITY PRICES OF SUMMER GRAINS (VAT EXCL) AS ON		
ITEM	Nota/ Note	Mielies/Maize	Mielies/Maize	Sorghum	Sorghum	Sorghum	ITEM
		VSA/ USA Golf/Gulf (no.3Y)	Argentynse/ Argentine Up River	VSA/ USA Golf/Gulf	Argentynse/ Argentine Up River	Australiese/ Australian Brisbane	
		\$/t	\$/t	\$/t	\$/t	\$/t	
Internasionale VAB pryse	a	191.00	177.00	203.00	132.00	278.00	International FOB prices
Vruggeld	b	31.00	27.00	31.00	27.00	13.00	Freight Rates
Assuransie (0.3% van VAB)		0.57	0.53	0.61	0.40	0.83	Insurance (0.3% of FOB)
1 KOSTE, ASSURANSIE EN VRAG (KAV) \$/t		222.57	204.53	234.61	159.40	291.83	1 COST, INSURANCE AND FREIGHT (CIF) \$/t
<i>Omskakel na R/t</i>							<i>Converted to R/t</i>
R/\$ Wisselkoers op: 2019/05/28	c	14.5746	14.5746	14.5746	14.5746	14.5746	R/\$ Exchange rate on: 2019/05/28
2 KOSTE, ASSURANSIE EN VRAG (KAV) R/t		3243.87	2980.94	3419.35	2323.19	4253.31	2 COST, INSURANCE AND FREIGHT (CIF) R/t
Finansieringskoste	d	27.33	25.11	28.81	19.57	35.83	Financing cost
3 KOSTE, ASSURANSIE, VRAG EN FINANSIERING R/t		3271.20	3006.05	3448.16	2342.76	4289.14	3 COST, INSURANCE, FREIGHT AND FINANCING R/t
Altaakoste:	e, f						Discharging cost:
- Kaapstad		205.87	205.87	n/a	n/a	n/a	- Cape Town
- Durban		199.28	199.28	203.37	203.37	203.37	- Durban
Invoertarif	g	0.00	0.00	88.76	57.72	121.55	Import Tariff
4 VRY OP SPOOR (VOS) R/t		3477.07	3211.92	n/a	n/a	n/a	4 FREE ON RAIL (FOR) R/t
- Kaapstad		3470.48	3205.33	3536.92	2400.48	4410.69	- Cape Town
- Durban							- Durban
Spoorvragekoste	h	320.00	320.00	320.00	320.00	320.00	Railage cost
- Durban na Randfontein							- Durban to Randfontein
5 GELEWER:							5 DELIVERED:
- Durban na Randfontein R/ton		3790.48	3525.33	3856.92	2720.48	4730.69	- Durban to Randfontein R/ton

Notas/Notes:

a Bron van pryse en vruggeld : IGC GMI
Source of prices and freight rates: IGC GMI

2019/05/28

Termyn / Term	US\$/ton (VAB/FOB)	Vruggeld/Freight Rate:	US\$/ton
Mielies/Maize: VSA/USA (Golf/Gulf No.3Y)	191.00	US Golf / Gulf	31.00
Mielies/Maize: Argentinië/Argentina (Up River)	177.00	Argentinië / Argentina	27.00
Sorghum: VSA/USA (Golf / Gulf Milo)	203.00	Australië/Australia	13.00
Sorghum: Argentinië/Argentina (Up River)	132.00		
Sorghum: Australië/Australia (Brisbane)	278.00		

b Vruggeld: bereken vir vrage van +/- 20 000 - 30 000L / Freight rates: calculated for freights of +/- 20 000 - 30 000L

c Reserwebank / Reserve Bank

d Finansieringskoste: 30 000t @ KAV @ primakoers vir 30 dae. Bron/Source: SARB 10.25% 2018/11/22
Financing cost: 30 000t @ CIF @ prime rate for 30 days.

e Altaakoste / Discharging costs (R/ton):

	Mielies/Maize:	Sorghum
Kaapstad / Cape Town:	205.87	n/a
Durban:	199.28	203.37

Bron / Source: Mainport Africa Shipping

f Ingesluit: Kaai gelde, hantering, kaai toesig, agente/dokumentasie, logistiek & opnames (inspeksie van skeepsvrage) /

Included: Wharfage, handling, wharf supervision, agent/documentation, logistic & survey (inspection of shipload).

Uitgesluit: Gesondheidsinspeksie-, skeepsagentskaplooi, strooktoetsingslooi vir GMO, opbergingskoste asook BTW en invoerbelasting /

Excluded: Health inspection fee, Ship agency fee, strip testing fees for GMO, storage costs as well as VAT and import duty.

N.B: Slegs 'n aanduiding, aangesien koste van opname beding kan word / N.B: Indication only, as cost of survey can be negotiated.

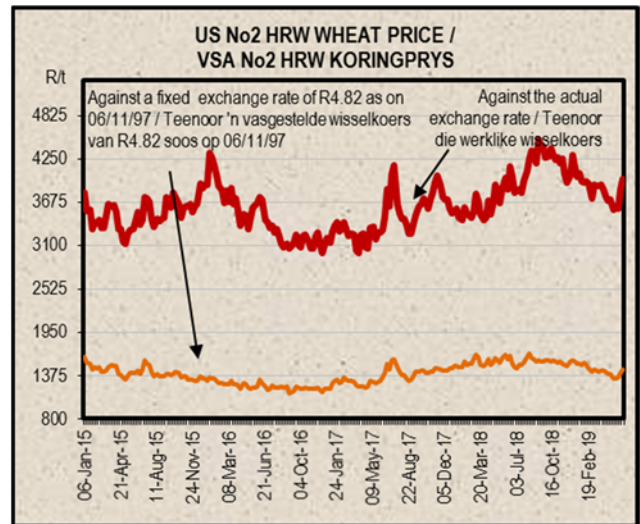
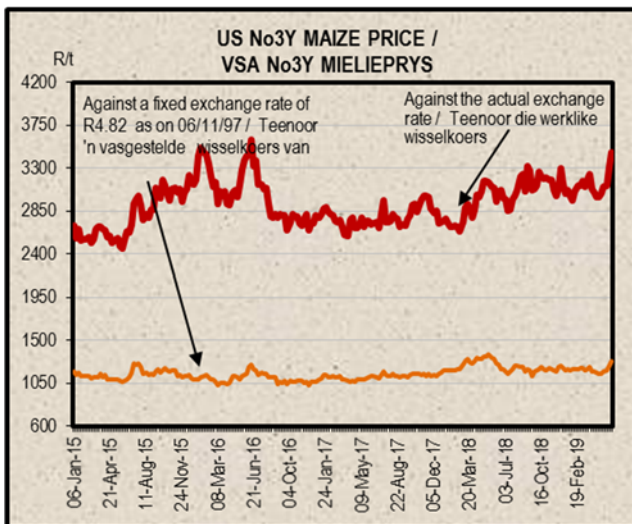
g Invoertarif / Import Tariff

Mielies/Maize = Vry / Free

Sorghum = 3% on VAB / on FOB

h Neem asb. kennis van die verandering in Spoorwet se standaard spoorvrage op 1 April 2018, na R320.00.

Please note the change in Spoorwet's standard railage cost on 1 April 2018 to R320.00.



9. IMPORT PARITY PRICES – WINTER CEREALS (b)(c)

9. INVOERPARITEITPRYSSE - WINTERGRANE (b)(c)

INVOERPARITEITPRYSSE VAN WINTERGRANE (BTW UITGESLT) SOOS OP		2019/05/28					IMPORT PARITY PRICES OF WINTER CEREALS (VAT EXCL) AS ON		
ITEM	Nota / Note	Koring/Wheat	Koring/Wheat	Koring/Wheat	Koring/Wheat	Koring/Wheat	Gars/Barley	Gars/Barley	ITEM
		VSA/ USA Golf/Gulf HRW \$/t	VSA/ USA PNW DNS \$/t	Argentynse/ Argentine Up River Trigo Pan \$/t	EU Duitsland/ Germany Hamburg B kwaliteit/ quality \$/t	Russies/ Russian Black Sea 12.50% \$/t	Australiese/ Australian Fremantle Mout/Malting \$/t	Franse/ French Rouen Mout/Malting \$/t	
Internasionale VAB pryse	a	226.00	245.00	223.00	214.00	210.00	256.00	293.00	International FOB prices
Vraggeld	b	31.00	31.00	27.00	21.00	34.00	14.00	22.00	Freight Rates
Assuransie (0.3% van VAB)		0.68	0.74	0.67	0.64	0.63	0.77	0.88	Insurance (0.3% of FOB)
1 KOSTE, ASSURANSIE EN VRAG (KAV) \$/T <i>Omskakel na R/t</i>		257.68	276.74	250.67	235.64	244.63	270.77	315.88	1 COST, INSURANCE AND FREIGHT (CIF) \$/T <i>Converted to R/t</i>
R/\$ Wisselkoers op: 2019/05/28	c	14.5746	14.5746	14.5746	14.5746	14.5746	14.5746	14.5746	R/\$ Exchange rate on: 2019/05/28
2 KOSTE, ASSURANSIE EN VRAG (KAV) R/t		3755.58	4033.37	3653.41	3434.36	3565.38	3946.36	4603.82	2 COST, INSURANCE AND FREIGHT (CIF) R/t
Finansieringskoste	d	31.64	33.98	30.78	28.93	30.04	33.25	38.79	Financing cost
3 KOSTE, ASSURANSIE, VRAG EN FINANSIERING R/t	e, f	3787.22	4067.35	3684.19	3463.29	3595.42	3979.61	4642.61	3 COST, INSURANCE, FREIGHT AND FINANCING R/t
Aflaakoste									Discharging cost
3.1 Kaapstad (Hoofsaaklik kaaihyskraan metode)		205.87	205.87	205.87	205.87	205.87	213.98	213.98	3.1 Cape Town (Mainly shore cranes method)
3.2 Durban (Hoofsaaklik suig-in-silo metode)		202.03	202.03	202.03	202.03	202.03	203.37	203.37	3.2 Durban (Mainly suction into silo method)
Invoertarif op koring	g	675.10	675.10	675.10	675.10	675.10	0.00	0.00	Import Tariff on wheat
4 VRY OP SPOOR (VOS) R/t									4 FREE ON RAIL (FOR) R/t
4.1 Kaapstadhawe		4668.19	4948.32	4565.16	4344.26	4476.39	4193.59	4856.59	4.1 Cape Town Harbour
4.2 Durbanhawe		4664.35	4944.48	4561.32	4340.42	4472.55	4182.98	4845.98	4.2 Durban Harbour
Spoorvragkoste	h								Railage cost
- Kaapstad na Paarl		160.59	160.59	160.59	160.59	160.59	n/a	n/a	- Cape Town to Paarl
- Durban na Randfontein		320.00	320.00	320.00	320.00	320.00	320.00	320.00	- Durban to Randfontein
5 GELEWER:									5 DELIVERED:
- Kaapstad na Paarl R/ton		4828.78	5108.91	4725.75	4504.85	4636.98	n/a	n/a	- Cape Town to Paarl R/ton
- Durban na Randfontein R/ton		4984.35	5264.48	4881.32	4660.42	4792.55	4502.98	5165.98	- Durban to Randfontein R/ton

Notas/Notes:
a Bron van pryse en vraggeld : IGC GMI
Source of prices and freight rates: IGC GMI

Termyn / Term	VAB/FOB		Vraggeld / Freight Rate:	US\$/ton	Gars/Barley = US\$ + 1
	US\$/ton				
Jun 2019	226.00	US (Golf / Gulf)		31.00	
Jun 2019	245.00	Argentinië / Argentine (Upriver)		27.00	
Mei/May 2019	223.00	EEC (Bordeaux Hamburg)		21.00	22.00
Mei/May 2019	214.00	Australië / Australia (Eastern)		13.00	14.00
Jun 2019	210.00	Black Sea		34.00	
Jun 2019	256.00				
Mei/May 2019	293.00	(1)			

b Vraggeld: bereken vir vragte van +/- 20 000 - 30 000t / Freight rates: calculated for freights of +/- 20 000 - 30 000t
c Reserwebank / Reserve Bank
d Finansieringskoste: 30 000t @ KAV @ primakoers vir 30 dae. Bron/Source: SARB 10.25% 2018/11/22
Financing cost: 30 000t @ CIF @ prime rate for 30 days.

	Koring/Wheat:	Gars/Barley:
Kaapstad /	205.87	213.98
Durban:	202.03	203.37

f Ingesluit: Kaagelde, hantering, kaatbesig, agente/dokumentasie, logistiek & opnames (inspeksie van skeepsvrag).
Included: Wharfage, handling, wharf supervision, agent/documentation, logistic & survey (inspection of shipload).
Uitgesluit: Gesondheidsinspeksie-, skeepagentskapfooi, strooktoetsingsfooi vir GMO, opbergingskoste asook BTW en invoerbelasting.
Excluded: Health inspection fee, Ship agency fee, strip testing fees for GMO, storage costs as well as VAT and import duty.
N.B: Slegs 'n aanduiding, aangesien koste van opname beding kan word / N.B: Indication only, as cost of survey can be negotiated.

g Invoertarif / Import Tariff:
Koring/Wheat = R490.70 p/ton
Gars/Barley = Vry/Free
h Neem asb. kennis van verandering in Spoornet se standaard spoorvrag op 1 April 2018 soos volg:
Kaapstad na Paarl R160.59 en Durban na Randfontein R320.00
Please note the change on 1 April 2018, in Spoornet's standard railage cost as follows:
Cape Town to Paarl R160.59 and Durban to Randfontein R320.00

(1) Laaste prys ontvang op / Last price received on 2018-08-21

10. IMPORT PARITY PRICES – OIL SEEDS (b)(c)(f)(g)

10. INVOERPARITEITPRYSE - OLIESADE (b)(c)(f)(g)

INVOERPARITEITPRYSE VAN OLIESADE (BTW UITGESLT) SOOS OP					2019/05/28					IMPORT PARITY PRICES OF OIL SEEDS (VAT EXCL) AS ON				
ITEM	Nota/ Note	Sojabone/ Soybeans	Sojabone/ Soybeans	Sojabone/ Soybeans	Sonneblom/ Sunflower	Sonneblom/ Sunflower	Canola	Grondbone/ Groundnuts	Grondbone/ Groundnuts	ITEM				
		VSA/ USA Golf/Gulf	Argentynse/ Argentine Up River	Brazilië/ Brazil Paranagua	EU Franse/ French Bordeaux	Swart See / Black Sea	Kanadese/ Canadian Vancouver	Argentynse/ Argentine Raw Runners 40/50	VSA/ USA Raw Runners 40/50					
Internasionale VAB pryse	a	\$/t	\$/t	\$/t	\$/t					International FOB prices				
Vraggeld	b	338.00	342.00	358.00	380.00	380.00	357.00	1245.00	1294.00	Freight Rates				
Assuransie (0.3% van VAB)		31.00	27.00	27.00	21.00	34.00	26.00	85.00	31.00	Insurance (0.3% of FOB)				
1 KOSTE, ASSURANSIE EN VRAG (KAV) \$/T Omskakel na R/ R/\$ Wisselkoers op: 2019/05/28	c	1.01	1.03	1.07	1.14	1.14	1.07	3.74	3.88	1 COST, INSURANCE AND FREIGHT (CIF) \$/T Converted to R/ R/\$ Exchange rate on: 2019/05/28				
2 KOSTE, ASSURANSIE EN VRAG (KAV) R/T		370.01	370.03	386.07	402.14	415.14	384.07	1333.74	1328.88	2 COST, INSURANCE AND FREIGHT (CIF) R/T				
Finansieringskoste	d	14.5746	14.5746	14.5746	14.5746	14.5746	14.5746	14.5746	14.5746	Financing cost				
3 KOSTE, ASSURANSIE, VRAG EN FINANSIERING R/T		R/t	R/t	R/t	R/t	R/t	R/t	R/t	R/t	3 COST, INSURANCE, FREIGHT AND FINANCING R/T				
		5392.75	5393.04	5626.82	5861.03	6050.50	5597.67	19438.73	19367.89					
		45.43	45.43	47.40	49.38	50.97	47.16	163.76	163.17					
		5438.18	5438.47	5674.22	5910.41	6101.47	5644.83	19602.49	19531.06					
Aflaakoste: Durban	e, f	203.37	203.37	203.37	203.37	203.37	203.37	605.32	605.32	Discharging cost: Durban				
Invoertarif:	g	394.10	398.76	417.42	0.00	0.00	520.31	1814.54	1885.95	Import Tariff:				
4 VRY OP SPOOR (VOS) R/t: Durban		6035.65	6040.60	6295.01	6113.78	6304.84	6368.51	22022.35	22022.33	4 FREE ON RAIL (FOR) R/t: Durban				
Spoorvragkoste	h									Railage cost				
- Durban na Randfontein		320.00	320.00	320.00	320.00	320.00	320.00	-	-	- Durban to Randfontein				
5 GELEWER:										5 DELIVERED:				
- Durban na Randfontein R/ton		6355.65	6360.60	6615.01	6433.78	6624.84	6688.51	-	-	- Durban to Randfontein R/ton				

Notas/Notes:

a Bron van pryse en vraggeld / Source of prices and freight rates : IGC (GMI), Georgalos Peanut World & Oilworld
2019/05/28

Termyn / Term	US\$/ton (VAB/FOB)	Vraggeld/Freight Rate:	US\$/ton
Sojabone/Soybeans: VSA/USA (Golf/Gulf)	Jun 2019 338.00	US Golf / Gulf	31.00
Sojabone/Soybeans: Argentinië/Argentina (Up River)	Mei/May 2019 342.00	Argentinië / Argentina	27.00
Sojabone/Soybeans: Brazilië/Brazil (Paranagua)	Jun 2019 358.00	EEC (Bordeaux/Hamburg)	21.00
Sonneblom/Sunflower: EU Frankryk/France (Bordeaux)	Mei/May 2019 380.00	Kanada/Canada (North Pacific)	26.00
Sonneblom/Sunflower: Swart See/Black Sea	Jun 2019 380.00	Swart See / Black Sea	34.00
Canola: Kanada/Canada (Vancouver)	Jun 2019 357.00	Grondbone/Groundnuts (ARG)	85.00
Grondbone/Groundnuts: Argentinië/Argentina (Raw Runner 40/50)	Jul 2019 1245.00		
Grondbone/Groundnuts: VSA/USA (Runners 40/50) 2019-04-23 Price	Jun 2019 1294.00		

b Vraggeld: bereken vir vragte van +/- 20 000 - 30 000t. / Freight rates: calculated for freights of +/- 20 000 - 30 000t.

c Reserwebank / Reservebank

d Finansieringskoste: 30 000t @ KAV @ primakoers vir 30 dae. Bron/Source: SARB 10.25% 2018/11/22
Financing cost: 30 000t @ CIF @ prime rate for 30 days.

e Aflaakoste / Discharging costs (R/ton):

	Sojabone/ Soybeans	Sonneblom/ Sunflower	Canola	Grondbone/ Groundnuts
Durban:	203.37	203.37	203.37	605.32

f Aflaakoste / Discharging fees:
Ingesluit: Kaai gelde, hantering, kaaitoetsing, agente/dokumentasie, logistiek & opnames (inspeksie van skeepsvrag) /
Included: Wharfage, handling, wharf supervision, agent/documentation, logistic & survey (inspection of shipload).
Uitgesluit: Gesondheidsinspeksie-, skeepagentskapfooi, strooktoetsingsfooi vir GMO, opbergingskoste asook BTW en invoerbelasting /
Excluded: Health inspection fee, Ship agency fee, strip testing fees for GMO, storage costs as well as VAT and import duty.
N.B: Slegs 'n aanduiding, aangesien koste van opname beding kan word / N.B: Indication only, as cost of survey can be negotiated.

g Invoertarif / Import Tariff:
Sojabone/Soybeans = 8% op VAB / on FOB
Sonneblom/Sunflower = Vry / Free
Canola = 10% op VAB / on FOB
Grondbone/Groundnuts = 10% op VAB / on FOB

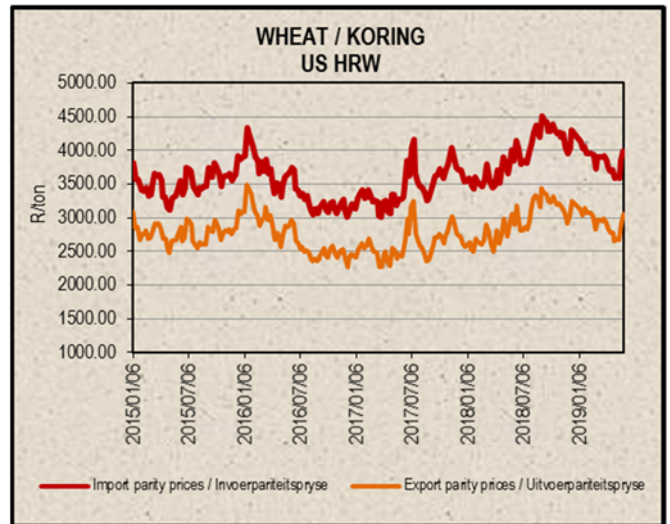
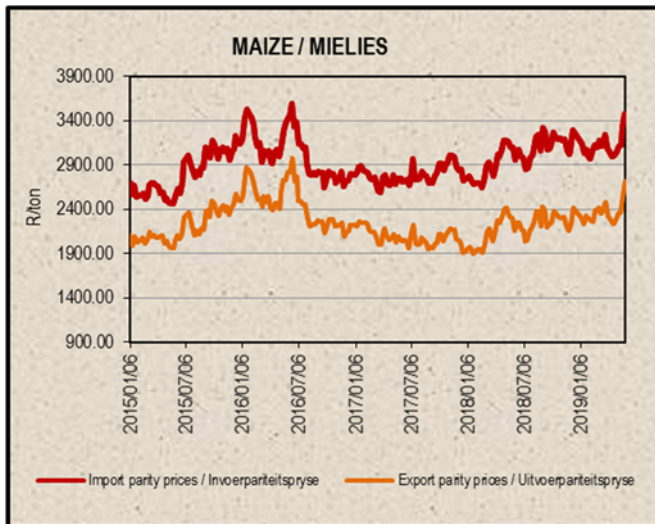
h Neem asb. kennis van die verandering in Spoornet se standaard spoorvrag op 1 April 2018, na R320.00
Please note the change on 1 April 2018 in Spoornet's standard railage cost to R320.00

i Kwotasies is k.a.v. pryse. VAB pryse dus berekende pryse (kav minus vraggeld) / Quotes are c.i.f. prices. FOB prices are therefore calculated prices (cif minus freight rates).

11. EXPORT PARITY PRICES (b)(c)

11. UITVOERPARITEITPRYSE (b)(c)

INDICATIVE EXPORT PARITY PRICES AS ON	2019/05/28				AANDUIDENDE UITVOERPARITEITSPRYSE SOOS OP
	US No3Y Maize/ Mielies Gulf/Golf (b) Jun 2019	US HRW Wheat/Koring Gulf/Golf (b) Jun 2019	US DNS 14% Wheat/Koring PNW (b) Jun 2019	Argentine Raw Runner 40/50 Groundnuts/ Grondbone (f) Jul 2019	Hierdie is slegs 'n voorbeeld van hoe 'n uitvoerpariteitsprys bereken kan word - dit kan varieer volgens behoefte
This is only an example of how an export parity price can be calculated - it can vary according to need					
FOB Gulf value (\$/t)	191.00	226.00	245.00	1245.00	VAB Golfwaarde (\$/t)
Difference in quality and locality of SA ¹ Maize: Plus US\$10 (\$/t) Groundnuts: Less 3.5% of fob value	\$10.00			96,5%	¹ Kwaliteits- en liggingsverskil van SA Mielies: Plus VSA\$10 (\$/t) Grondbone: Min 3,5% van vab waarde
SA fob price (\$/t)	201.00	226.00	245.00	1201.43	SA vab prys (\$/t)
Exchange rate (1\$=): (2019/05/28) ²	14.5746	14.5746	14.5746	14.5746	² Wisselkoers (1\$=): (2019/05/28)
FOB Gulf value (R/t)	2929.49	3293.86	3570.78	17510.36	VAB Golfwaarde (R/t)
Marketing costs:					Bemerkings koste:
Financing (Prime rate 10.25% - 30 days) (R/t)	24.68	27.75	30.08	147.52	Finansieringskoste (Primakoers 10.25% - 30 dae) (R/t)
Railage: ³ Randfontein – Durban harbour	320.00	320.00	320.00	-	³ Spoorvrage: Randfontein – Durbanhawe
Loading costs: (R/t) ⁴ Durban Harbour (Mainly spout method)	192.50	205.14	205.14	562.50	⁴ Oplaaikoste: (R/t) Durbanhawe (Hoofsaaklik tregter metode)
EXPORT REALISATION (R/t):					UITVOER REALISASIE (R/t):
Randfontein	2392.31	2740.97	3015.56	16800.34	Randfontein
<i>Difference in quality and locality of SA (As requested by the industry) As from 14 June 2012, the discount/rebate will no longer be used to calculate the export parity price on US HRW and a new calculation will be added for US DNS, also without the discount/rebate.</i>					<i>Kwaliteits- en liggingsverskil van SA (Soos deur die bedryf versoek) Vanaf 14 Junie 2012 sal die diskonto/premie nie meer gebruik word by die berekening van die uitvoerpariteitprys van US HRW nie en 'n nuwe berekening word nou vir US DNS gedoen, ook sonder diskonto/premie.</i>
<i>Reserve Bank</i>					<i>Reserwebank</i>
<i>Railage costs: Please note that on 1 April 2018 Spoornet's standard railage cost has changed to R320.00.</i>					<i>Spoorvrage koste: Neem asb. kennis dat Spoornet se standaard spoorvrage op 1 April 2018 verander het na R320.00.</i>
<i>Loading costs, received from Mainport Africa Shipping: Included: Cargo dues, handling, wharf supervision, agency/documentation, logistics & surveys (inspection of cargo). Excluded: Ship agent fees, health & PPECB inspections, storage facility & transport costs to storage facility, VAT & duties.</i>					<i>Oplaaikoste, ontvang van Mainport Africa Shipping: Ingesluit: Kaai gelde, hantering, kaaloesig, agente/dokumentasie, logistiek & opnames (inspeksie van skeepsvrage) Uitgesluit: Skeepsagentskaps-, inspeksie-, opbergings- en vervoerkoste na opbergingsfasiliteit, BTW & invoerbelasting.</i>



12. WEATHER

For local weather, please follow the link below:

<https://www.accuweather.com/en/za/south-africa-weather>

12. WEER

Vir plaaslike weer, volg asseblief die onderstaande skakel:

<https://www.accuweather.com/en/za/south-africa-weather>

13. SUNDRIES (h)

13. DIVERSE (h)

RSA GRAIN & OILSEED POSITION / RSA GRAAN & OLIESAAD POSISIE							
27-May-19							
		White Maize / Witmielies	Yellow Maize / Geelmielies	Total Maize / Totaal Mielies	Barley / Gars	Oats / hawer	Wheat / Koring
From:		2018/05	2018/05	2018/05	2018/10	2018/10	2018/10
Until:		2019/04	2019/04	2019/04	2019/04	2019/04	2019/04
Opening stock / beginvoorraad		2 428 653	1 260 823	3 689 476	186 115	22 740	721 534
Deliveries / Lewerings	(a)	6 308 511	5 675 138	11 983 649	424 071	31 346	1 804 378
Imports / Invoere		0	171 622	171 622	0	23 483	542 860
Utilisation / Aanwending	(b)	6 321 640	4 584 665	10 906 305	196 243	36 255	1 853 527
Exports / Uitvoere		611 828	1 664 133	2 275 961	15 435	50	68 343
Sundries / Diverse	(c)	438	-10 028	-9 590	-1 167	-88	-2 867
Unutilised stock/ Onaangewende voorraad		1 803 258	868 813	2 672 071	399 675	41 352	1 149 769

		Sorghum	Canola	Groundnuts / Grondbone	Soybeans / Sojabone	Sunflower / Sonneblom
From:		2019/03	2018/10	2019/03	2018/10	2019/03
Until:		2019/04	2019/04	2019/04	2019/04	2019/04
Opening stock / beginvoorraad		51 860	6 527	25 271	502 241	120 165
Deliveries / Lewerings	(a)	3 139	104 058	1 646	309 116	24 754
Imports / Invoere		1 020	0	2 215	2 534	22
Utilisation / Aanwending	(b)	26 243	58 424	10 946	239 502	48 525
Exports / Uitvoere		642	0	1 767	2 568	84
Sundries / Diverse	(c)	1 556	-802	-135	-209	537
Unutilised stock/ Onaangewende voorraad		27 578	52 963	16 554	572 030	95 795

Notes:

(a) Deliveries directly from farms. / Lewerings direk vanaf plase.

(b) Includes withdrawn by farmers, end-consumers and seed (d). / Ingesluit onttrekking deur produsente, eindverbruikers en saad vir plantdoeleindes (d).

(c) Includes surplus and shortages. / Ingesluit surplusse en tekorte.

(d) Seed: No seed information for maize and sorghum. / Saad: Geen saad inligting vir mielies en sorghum nie.

Sources /Bronne:

(a) = Safex; (b) = International Grains Council; (c) = SAGIS;

(d) = CBOT; (e) = KCBT; (f) = Oil World; (g) = Georganos Peanut World; (h) = SAGIS.

* Formula according to ITAC (International Trade Administration Commission of South Africa)/

Formule volgens ITAC (International Trade Administration Commission of South Africa)

SAGIS

Nico Hawkins

General Manager / Hoofbestuurder

Indemnity/Vrywaring: Although everything has been done to ensure the accuracy of the information, neither SAGIS nor any of its directors or employees takes any responsibility for actions or losses that might occur as a result of the usage of this information. / Alhoewel alles gedoen is om te verseker dat die inligting korrek is, aanvaar nie SAGIS of enige van sy direkteure of werknemers verantwoordelikeid vir enige aksies of verliese as gevolg van die inligting wat gebruik is nie.