

SAGIS WEEKLY BULLETIN / SAGIS WEEKLIKSE BULLETIN

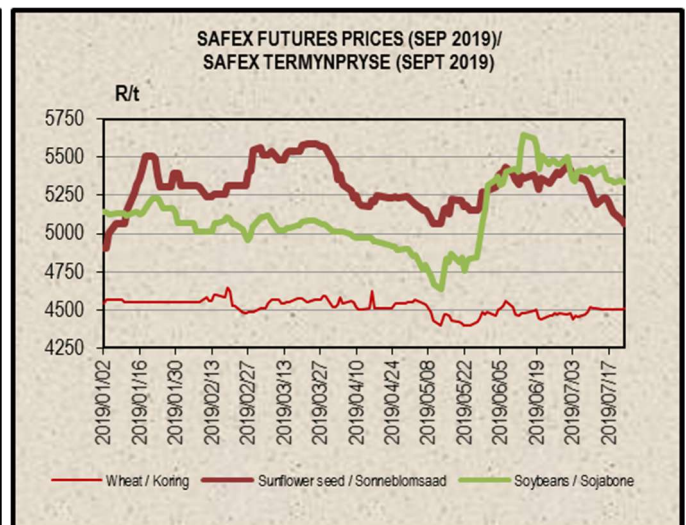
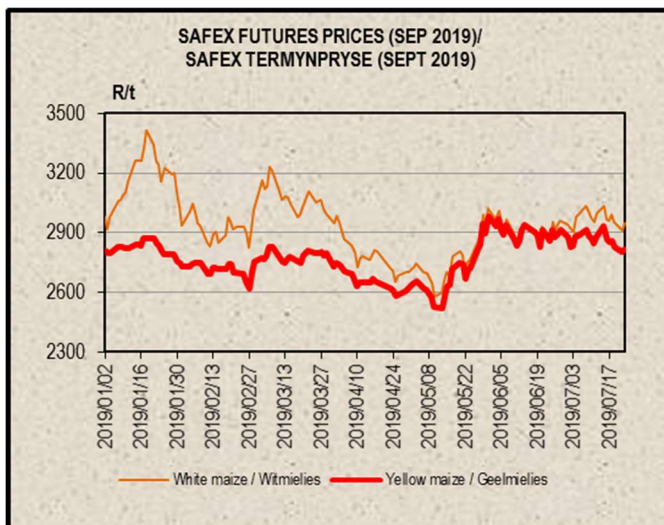
Please note that as from Thursday 7 March 2019, numbers 1, 2 & 4 in this bulletin will be hyperlinked with the relevant pages on our website / Neem asseblief kennis dat vanaf Donderdag 7 Maart 2019, sal nommers 1, 2 & 4 in hierdie bulletin geskakel wees met die relevante bladsye op ons webwerf.

1. PRODUCER DELIVERIES:	1. PRODUSENTELEWERINGS:
http://www.sagis.org.za/weekly_prod_deliveries.html	
2. IMPORTS, EXPORTS & MAIZE INTENTIONS:	2. INVOERE, UITVOERE & MIELIE INTENSIES:
http://www.sagis.org.za/weekly_imp-exp.html	

3. DOMESTIC PRICES PER SAFEX (R/t)(a)

3. PLAASLIKE PRYSE VOLGENS SAFEX (R/t)(a)

Commodity	Future Prices / Termynpryse (2019/07/23) R/ton					Kommoditeit
	Jul-19	Sep-19	Dec-19	Mar-20	May-20	
White maize	2899.00	2945.00	3033.00	3052.00	2749.00	Witmielies
Yellow maize	2777.00	2817.00	2899.00	2903.00	2727.00	Geelmielies
Wheat	4504.00	4509.00	4427.00	4525.00	4556.00	Koring
Sunflower	4959.00	5062.00	5240.00	5276.00	5130.00	Sonneblom
Soybeans	5307.00	5335.00	5432.00	5430.00	5310.00	Sojabone
Sorghum	3250.00	3280.00	3400.00	3469.00	N/A	Sorghum



Directors/Direkteure:

Boshoff JDW (Mr/Mnr), Briedenhann E (Dr), Make BB (Mr/Mnr), Mohane HT (Mr/Mnr), Nebe AAA (Mr/Mnr), Ngejane Z (Mr/Mnr), Purchase JL (Dr) Chairperson/Voorsitter, Purnell M (Ms/Me) (Vice-Chairperson /Onder Voorsitter)
Groothof WJ (Mr/Mnr), Penny GR (Mr/Mnr), Schoonwinkel BC (Mr/Mnr), Van der Merwe JM (Ms/Me)
Hawkins NJ (Mr/Mnr)

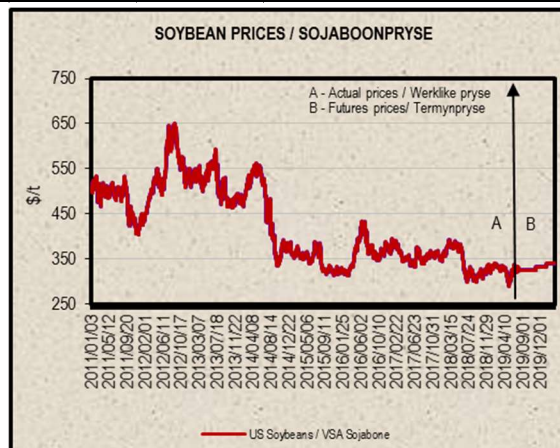
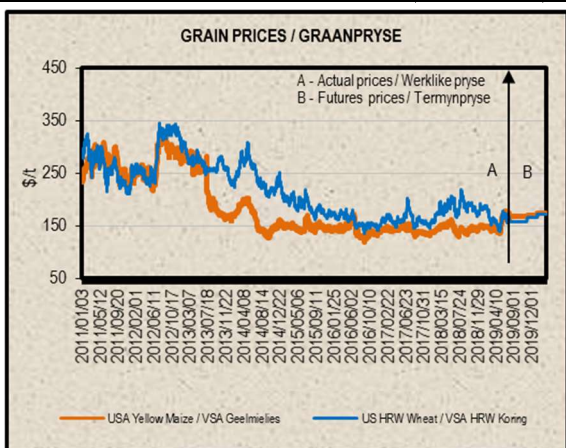
Alternate Directors/Alternatiewe Direkteure:

General Manager/Hoofbestuurder:

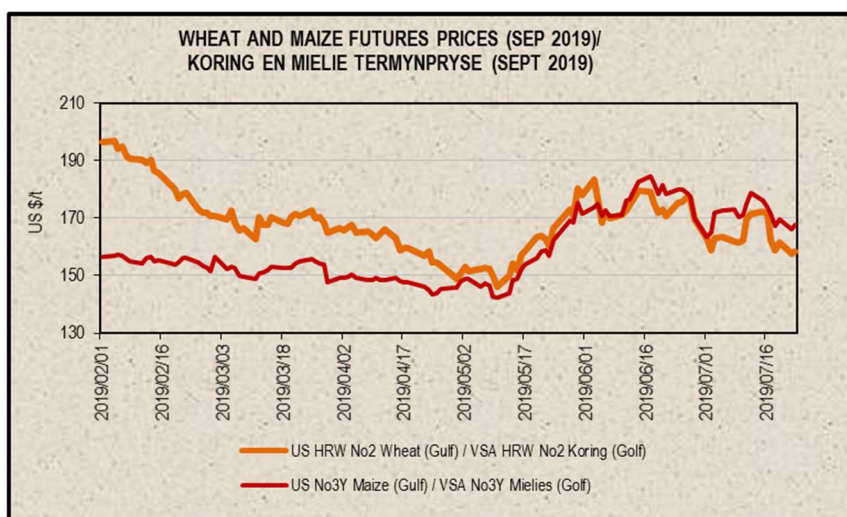
5. PRICES – INTERNATIONAL (US\$/t)

5. PRYSE - INTERNASIONAAL (VSA\$/t)

FOB (US\$/t)	Export Quotations/ Uitvoerkwotasie (b)(f)(g)				VAB (VSA\$/t)
	2019/07/23	2019/07/16	2019/07/09	2019/07/02	
US No 2 HRW Wheat (Gulf)	212.00	219.00	219.00	216.00	VSA No 2 HRW Koring (Golf)
US DNS Wheat 14% PNW	228.00	233.00	228.00	230.00	VSDNS Koring 14% PNW
Argentine Wheat (Up River)	243.00	244.00	245.00	245.00	Argentynse Koring (Up River)
EC (France) Wheat (grade 1)	192.00	195.00	193.00	198.00	EU (Frankryk) Koring (graad 1)
EC (Germany) B Quality Wheat	198.00	204.00	206.00	212.00	EU (Duitsland) B Kwaliteit Koring
Russia Milling 12.5%	194.00	195.00	194.00	195.00	Swart See Maalkoring
US No 3Y Maize (Gulf)	198.00	200.00	199.00	192.00	VSA No3Y Mielies (Golf)
Argentine Maize (Up River)	169.00	179.00	185.00	178.00	Argentynse Mielies (Up River)
US Sorghum (Gulf)	184.00	187.00	186.00	182.00	VSA Sorghum (Golf)
Argentine Sorghum (Up River)	155.00	155.00	140.00	140.00	Argentynse Sorghum (Up River)
US Soybeans (Gulf)	352.00	351.00	351.00	348.00	VSA Sojabone (Gulf)
Argentine Soybeans (Up River)	340.00	341.00	339.00	341.00	Argentynse Sojabone (Up River)
Canadian Canola	364.00	365.00	363.00	360.00	Kanadese Canola
Argentine Groundnuts Runners 40/50	1245.00	1245.00	1245.00	1245.00	Argentynse Grondbone 40/50 Runners
US Groundnuts Runners 40/50 shelled	1266.00	1290.00	1291.00	1292.00	VSA Grondbone 40/50 Runners uitgedop
Australian Malting Barley (Commander Malt)	247.00	251.00	248.00	255.00	Australiese Moutgars (Commander Mout)



Futures prices (US\$/t) / Termynpryse (VSA\$/t) (d)(e) (2019/07/23)							
Commodity	Sep-19	Dec-19	Mar-20	May-20	Jul-20	Sep-20	Kommoditeit
US No3 Yellow maize	167.47	169.83	173.38	174.87	176.05	167.00	VSA No3 Geelmielies
US No2 HRW wheat	158.51	165.05	171.66	176.00	178.06	182.76	VSA No2 HRW koring
US Soybeans	327.53	n/a	340.32	343.63	346.93	n/a	VSA Sojabone



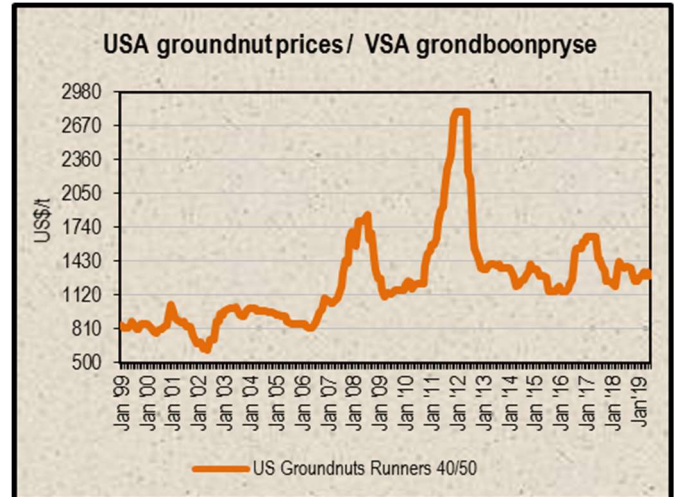
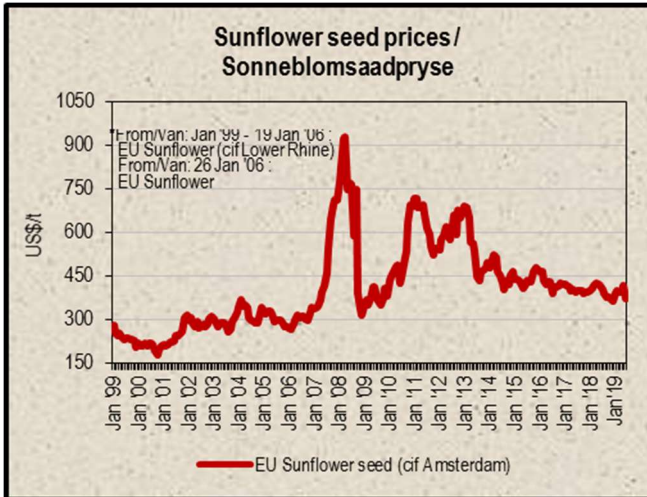
6. LOWEST REPRESENTATIVE ASKING PRICES
(US\$/t)(f)(g)(Prices of previous week)

6. LAAGSTE VERTEENWOORDIGENDE PRYSE GEVRA
(Pryse van vorige week)(VSA\$/t)(f)(g)

US\$/t	2019/07/18	2019/07/11	Change/ Verandering	VSA\$/t
Soybeans, USA, c.i.f. Rotterdam	370	377	-1.9%	Sojabone, VSA, k.a.v. Rotterdam
Groundnuts, USA Runners 40/50*	1300	1325	-1.9%	Grondbone, VSA Runners 40/50*
Groundnuts, Argentine Runners 40/50*	1330	1330	0.0%	Grondbone, Argentynse Runners 40/50*
Groundnut-oil, c.i.f. Rotterdam	1365	1375	-0.7%	Grondboon-olie, k.a.v. Rotterdam
Sunflower seed, EU c.i.f. Amsterdam	370	370	0.0%	Sonneblomsaad, EU k.a.v. Amsterdam
Sunflower seed, fob Black Sea	340	340	0.0%	Sonneblomsaad, Swart See
Sunflower-oil, EU (fob) N.W. Europe	785	755	4.0%	Sonneblom-olie, EU (vab) N.W. Eur.
Rapeseed, Europe, 00, c.i.f. Hamburg	420	417	0.7%	Raapsaad, Europa, 00, k.a.v. Hamburg

* Shelled, c.i.f. Rotterdam

* Uitgedop k a v Rotterdam



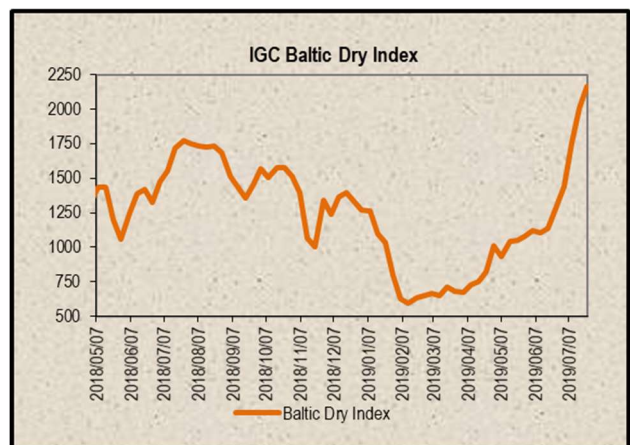
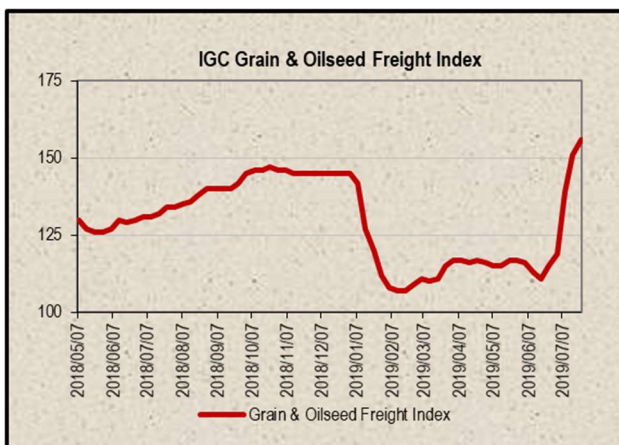
7. IGC FREIGHT INDICES (b)

7. IGC VRAG INDEKSE (b)

IGC FREIGHT INDICES / IGC VRAG INDEKSE							
	2019/06/18	2019/06/25	2019/07/02	2019/07/09	2019/07/16	2019/07/23	
Grain & Oilseeds Freight Index*	111	115	119	139	151	156	Graan & Oliesade Vrag Indeks*
Baltic Dry Index	1135	1280	1446	1759	2011	2165	Baltiese Droë Indeks

* IGC's new Grain & Oilseeds Freight Index (GOFI) represents 68 major grain routes, compared to 15 routes covered previously. Similar to the previous index, the GOFI will be calculated on a weekly basis, with the first week of January 2013 taken as its base of 100.

* IGC se nuwe Graan & Oliesade Vrag Indeks (GOVI) verteenwoordig 68 hoof graanroetes, teenoor 15 roetes wat voorheen gedek is. Soortgelyk aan die vorige indeks, sal die GOVI weekliks bereken word met die eerste week van Januarie 2013 geneem as basis van 100.



8. IMPORT PARITY PRICES – SUMMER GRAINS (b)(c)

8. INVOERPARITEITPRYSE - SOMERGRANE (b)(c)

INVOERPARITEITPRYSE VAN SOMERGRANE (BTW UITGESLT) SOOS OP			2019/07/23		IMPORT PARITY PRICES OF SUMMER GRAINS (VAT EXCL) AS ON		
ITEM	Nota/ Note	Mielies/Maize	Mielies/Maize	Sorghum	Sorghum	Sorghum	ITEM
		VSA/ USA Golf/Gulf (no.3Y) \$/t	Argentynse/ Argentina Up River \$/t	VSA/ USA Golf/Gulf \$/t	Argentynse/ Argentina Up River \$/t	Australiese/ Australian Brisbane \$/t	
Internasionale VAB pryse	a	198.00	169.00	184.00	155.00	263.00	International FOB prices
Vraggeld	b	34.00	29.00	34.00	29.00	23.00	Freight Rates
Assuransie (0.3% van VAB)		0.59	0.51	0.55	0.47	0.79	Insurance (0.3% of FOB)
1 KOSTE, ASSURANSIE EN VRAG (KAV) \$/T		232.59	198.51	218.55	184.47	286.79	1 COST, INSURANCE AND FREIGHT (CIF) \$/T
<i>Omskakel na R/t</i>							<i>Converted to R/t</i>
R/\$ Wisselkoers op: 2019/07/23	c	13.8933	13.8933	13.8933	13.8933	13.8933	R/\$ Exchange rate on: 2019/07/23
2 KOSTE, ASSURANSIE EN VRAG (KAV) R/t		3231.44	2757.96	3036.38	2562.90	3984.46	2 COST, INSURANCE AND FREIGHT (CIF) R/t
Finansieringskoste	d	26.56	22.67	24.96	21.06	32.75	Financing cost
3 KOSTE, ASSURANSIE, VRAG EN FINANSIERING R/t		3258.00	2780.63	3061.34	2583.96	4017.21	3 COST, INSURANCE, FREIGHT AND FINANCING R/t
Aflaaiikoste:	e, f						Discharging cost:
- Kaapstad		212.55	212.55	n/a	n/a	n/a	- Cape Town
- Durban		202.93	202.93	202.93	202.93	202.93	- Durban
Invoertarif	g	0.00	0.00	76.69	64.60	109.62	Import Tariff
4 VRYOP SPOOR (VOS) R/t							4 FREE ON RAIL (FOR) R/t
- Kaapstad		3470.55	2993.18	n/a	n/a	n/a	- Cape Town
- Durban		3460.93	2983.56	3138.03	2648.56	4126.83	- Durban
Spoorvragkoste	h						Railage cost
- Durban na Randfontein		517.52	517.52	517.52	517.52	517.52	- Durban to Randfontein
5 GELEWER:							5 DELIVERED:
- Durban na Randfontein R/ton		3978.45	3501.08	3655.55	3166.08	4644.35	- Durban to Randfontein R/ton

Notas/Notes:

a Bron van pryse en vraggeld : IGC GMI
Source of prices and freight rates: IGC GMI

2019/07/23

Termyn / Term	US\$/bn (VAB/FOB)	Vraggeld/Freight Rate:	US\$/bn
Aug 2019	198.00	US Golf / Gulf	34.00
Jul 2019	169.00	Argentinië / Argentina	29.00
Aug 2019	184.00	Australië/Australia	23.00
Jul 2019	155.00		
Jul 2019	263.00		

b Vraggeld: bereken vir vragte van +/- 20 000 - 30 000t / Freight rates: calculated for freights of +/- 20 000 - 30 000t

c Reserwebank / Reserve Bank

d Finansieringskoste: 30 000t @ KAV @ primakoers vir 30 dae. Bron/Source: SARB 10.00% 2019/07/19
Financing cost: 30 000t @ CIF @ prime rate for 30 days.

	Mielies/Maize:	Sorghum
Kaapstad /		
Cape Town:	212.55	n/a
Durban:	202.93	202.93

e Aflaaiikoste / Discharging costs (R/ton):

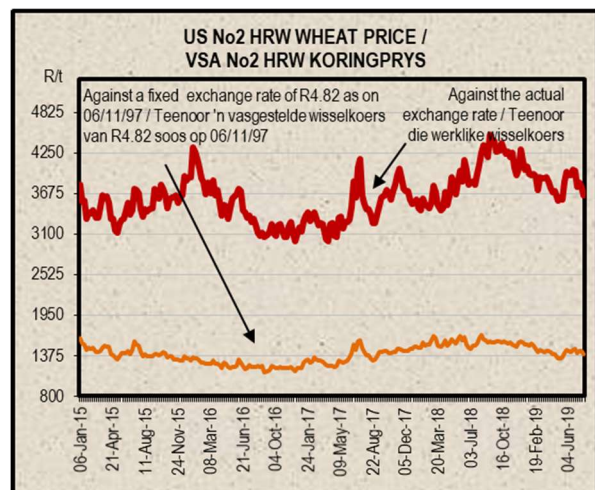
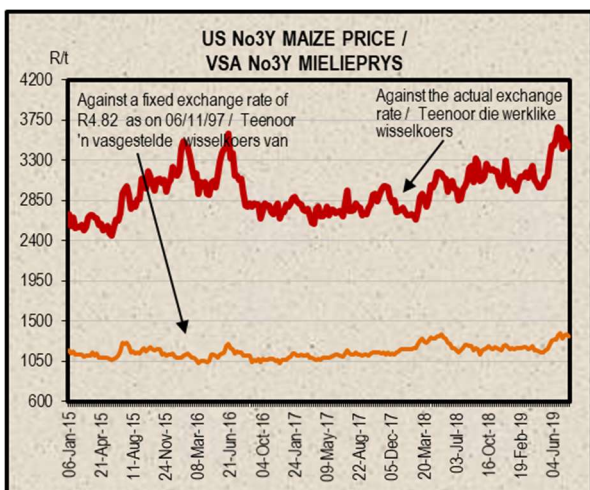
Bron / Source: Mainport Africa Shipping

f Ingesluit: Kaageldke, hantering, kaabisig, agente/dokumentasie, logistiek & opnames (inspeksie van skeepsvrag) /
Included: Wharfage, handling, wharf supervision, agent/documentation, logistic & survey (inspection of shipload).
Uitgesluit: Gesondheidsinspeksie-, skeepagentskapfooi, strookbetsingsfooi vir GMO, opbergingskoste asook BTW en invoerbelasting /
Excluded: Health inspection fee, Ship agency fee, strip testing fees for GMO, storage costs as well as VAT and import duty.
N.B: Stegs 'n aanduiding, aangesien koste van opname beding kan word / N.B: Indication only, as cost of survey can be negotiated.

g Invoertarif / Import Tariff:

Mielies/Maize = Vry / Free
Sorghum = 3% op VAB / on FOB

h Neem asb. kennis van die verandering in Spoorset se standaard spoorvrag op 1 April 2019, na R517.52.
Please note the change in Spoorset's standard railage cost on 1 April 2019 to R517.52.



9. IMPORT PARITY PRICES – WINTER CEREALS (b)(c)

9. INVOERPARITEITPRYSSE - WINTERGRANE (b)(c)

INVOERPARITEITPRYSSE VAN WINTERGRANE (BTW UITGESLT) SOOS OP		2019/07/23					IMPORT PARITY PRICES OF WINTER CEREALS (VAT EXCL) AS ON		
ITEM	Nota / Note	Koring/Wheat	Koring/Wheat	Koring/Wheat	Koring/Wheat	Koring/Wheat	Gars/Barley	Gars/Barley	ITEM
		VSA/ USA Golf/Gulf HRW	VSA/ USA PNW DNS	Argentynse/ Argentine Up River Trigo Pan	EU Duitsland/ Germany Hamburg B kwaliteit/ quality	Russies/ Russian Black Sea 12.50%	Australiese/ Australian Fremantle Mout/Malting	Franse/ French Rouen Mout/Malting	
Internasionale VAB pryse	a	\$/t	\$/t	\$/t	\$/t	\$/t	\$/t	\$/t	International FOB prices
Vraggeld	b	212.00	228.00	243.00	198.00	194.00	247.00	293.00	Freight Rates
Assuransie (0.3% van VAB)		34.00	34.00	29.00	29.00	36.00	24.00	30.00	Insurance (0.3% of FOB)
1 KOSTE, ASSURANSIE EN VRAG (KAV) \$/T		0.64	0.68	0.73	0.59	0.58	0.74	0.88	1 COST, INSURANCE AND FREIGHT (CIF) \$/T
<i>Omskakel na R/t</i>		246.64	262.68	272.73	227.59	230.58	271.74	323.88	<i>Converted to R/t</i>
R/\$ Wisselkoers op: 2019/07/23	c	13.8933	13.8933	13.8933	13.8933	13.8933	13.8933	13.8933	R/\$ Exchange rate on: 2019/07/23
2 KOSTE, ASSURANSIE EN VRAG (KAV) R/t		R/t	R/t	R/t	R/t	R/t	R/t	R/t	2 COST, INSURANCE AND FREIGHT (CIF) R/t
		3426.64	3649.49	3789.12	3161.98	3203.52	3775.37	4499.76	
Finansieringskoste	d	28.16	30.00	31.14	25.99	26.33	31.03	36.98	Financing cost
3 KOSTE, ASSURANSIE, VRAG EN FINANSIERING R/t		3454.80	3679.49	3820.26	3187.97	3229.85	3806.40	4536.74	3 COST, INSURANCE, FREIGHT AND FINANCING R/t
Aflaaiikoste	e, f								Discharging cost
3.1 Kaapstad (Hoofsaaklik kaaihykskraan metode)		212.55	212.55	212.55	212.55	212.55	212.55	212.55	3.1 Cape Town (Mainly shore cranes method)
3.2 Durban (Hoofsaaklik suig-in-silo metode)		202.93	202.93	202.93	202.93	202.93	202.93	202.93	3.2 Durban (Mainly suction into silo method)
Invoertarif op koring	g	958.00	958.00	958.00	958.00	958.00	0.00	0.00	Import T tariff on wheat
4 VRY OP SPOOR (VOS) R/t									4 FREE ON RAIL (FOR) R/t
4.1 Kaapstadhawe		4625.35	4850.04	4990.81	4358.52	4400.40	4018.95	4749.29	4.1 Cape Town Harbour
4.2 Durbanhawe		4615.73	4840.42	4981.19	4348.90	4390.78	4009.33	4739.67	4.2 Durban Harbour
Spoorvragkoste	h								Railage cost
- Kaapstad na Paarl		134.04	134.04	134.04	134.04	134.04	n/a	n/a	- Cape Town to Paarl
- Durban na Randfontein		517.52	517.52	517.52	517.52	517.52	517.52	517.52	- Durban to Randfontein
5 GELEWER:									5 DELIVERED:
- Kaapstad na Paarl R/ton		4759.39	4984.08	5124.85	4492.56	4534.44	n/a	n/a	- Cape Town to Paarl R/ton
- Durban na Randfontein R/ton		5133.25	5357.94	5498.71	4866.42	4908.30	4526.85	5257.19	- Durban to Randfontein R/ton

Notas/Notes:

2019/07/23

a Bron van pryse en vraggeld : IGC GMI
Source of prices and freight rates: IGC GMI

Termyn / Term	VAB/FOB		Vraggeld / Freight Rate:	Gars/Barley =
	US\$/ton	US\$/ton		
Aug 2019	212.00	US (Golf / Gulf)	34.00	
Aug 2019	228.00	Argentinië / Argentine (Upriver)	29.00	
Jul 2019	243.00	EEC (Bordeaux Hamburg)	29.00	30.00
Jul 2019	198.00	Australië / Australia (Eastern)	23.00	24.00
Jul 2019	194.00	Black Sea	36.00	
Jul 2019	247.00			
Jul 2019	293.00	(1)		

b Vraggeld: bereken vir vragte van +/- 20 000 - 30 000t. / Freight rates: calculated for freights of +/- 20 000 - 30 000t.

c Reserwebank / Reserve Bank

d Finansieringskoste: 30 000t @ KAV @ primakoers vir 30 dae. Bron/Source: SARB 10.00% 2019/07/19
Financing cost: 30 000t @ CIF @ prime rate for 30 days.

e Aflaaiikoste / Discharging cost (R/ton):
Bron / Source: Mainport Africa Shipping

	Koring/Wheat	Gars/Barley:
Kaapstad /	212.55	212.55
Durban:	202.93	202.93

f Ingesluit: Kaaihelde, hantering, kaaibesig, agente/dokumentasie, logistiek & opnames (inspeksie van skeepsvrag).
Included: Wharfage, handling, wharf supervision, agent/documentation, logistic & survey (inspection of shipload).
Uitgesluit: Gesondheidsinspeksie-, skeepagentskapfooi, strooktoetsingsfooi vir GMO, opbergingskoste asook BTW en invoerbelasting.
Excluded: Health inspection fee, Ship agency fee, strip testing fees for GMO, storage costs as well as VAT and import duty.
N.B: Slegs 'n aanduiding, aangesien koste van opname beding kan word / N.B: Indication only, as cost of survey can be negotiated.

g Invoertarif / Import Tariff:
Koring/Wheat = R958.00 p/ton
Gars/Barley = Vry/Free

h Neem asb. kennis van verandering in Spoornet se standaard spoorvrag op 1 April 2019 soos volg:
Kaapstad na Paarl R134.04 en Durban na Randfontein R517.52
Please note the change on 1 April 2019, in Spoornet's standard railage cost as follows:
Cape Town to Paarl R134.04 and Durban to Randfontein R517.52

(1) Laaste prys ontvang op / Last price received on 2018-08-21

10. IMPORT PARITY PRICES – OIL SEEDS (b)(c)(f)(g)

10. INVOERPARITEITPRYSE - OLIESADE (b)(c)(f)(g)

INVOERPARITEITPRYSE VAN OLIESADE (BTW UITGESLT) SOOS OP 2019/07/23 IMPORT PARITY PRICES OF OIL SEEDS (VAT EXCL) AS ON

ITEM	Nota/ Note	Sojabone/ Soybeans	Sojabone/ Soybeans	Sojabone/ Soybeans	Sonneblom/ Sunflower	Sonneblom/ Sunflower	Canola	Grondbone/ Groundnuts	Grondbone/ Groundnuts	ITEM
		VSA/ USA Golf/Gulf	Argentynse/ Argentine Up River	Brazilië/ Brazil Paranagua	EU Franse/ French Bordeaux	Swart See / Black Sea	Kanadese/ Canadian Vancouver	Argentynse/ Argentine Raw Runners 40/50	VSA/ USA Raw Runners 40/50	
Internasionale VAB pryse	a	\$/t	\$/t	\$/t	\$/t					International FOB prices
Vraggeld	b	352.00	340.00	357.00	370.00	340.00	364.00	1245.00	1266.00	Freight Rates
Assuransie (0.3% van VAB)		34.00	29.00	29.00	29.00	36.00	44.00	85.00	34.00	Insurance (0.3% of FOB)
1 KOSTE, ASSURANSIE EN VRAG (KAV) \$/T		1.06	1.02	1.07	1.11	1.02	1.09	3.74	3.80	1 COST, INSURANCE AND FREIGHT (CIF) \$/T
Omskakel na R/t		387.06	370.02	387.07	400.11	377.02	409.09	1333.74	1303.80	Converted to R/t
R/\$ Wisselkoers op: 2019/07/23	c	13.8933	13.8933	13.8933	13.8933	13.8933	13.8933	13.8933	13.8933	R/\$ Exchange rate on: 2019/07/23
2 KOSTE, ASSURANSIE EN VRAG (KAV) R/t		R/t	R/t	R/t	R/t		R/t	R/t	R/t	2 COST, INSURANCE AND FREIGHT (CIF) R/t
		5377.54	5140.80	5377.68	5558.85	5238.05	5683.61	18530.05	18114.08	
Finansieringskoste	d	44.20	42.25	44.20	45.69	43.05	46.71	152.30	148.88	Financing cost
3 KOSTE, ASSURANSIE, VRAG EN FINANSIERING R/t		5421.74	5183.05	5421.88	5604.54	5281.10	5730.32	18682.35	18262.96	3 COST, INSURANCE, FREIGHT AND FINANCING R/t
Aflaaikoste: Durban	e, f	202.93	202.93	202.93	202.93	202.93	202.93	447.84	447.84	Discharging cost: Durban
Invoertarif:	g	391.24	377.90	396.79	0.00	0.00	505.72	1729.72	1758.89	Import Tariff:
4 VRY OP SPOOR (VOS) R/t Durban		6015.91	5763.88	6021.60	5807.47	5484.03	6438.97	20859.91	20469.69	4 FREE ON RAIL (FOR) R/t Durban
Spoorvragkoste	h									Railage cost
- Durban na Randfontein		517.52	517.52	517.52	517.52	517.52	517.52	-	-	- Durban to Randfontein
5 GELEWER:										5 DELIVERED:
- Durban na Randfontein R/ton		6533.43	6281.40	6539.12	6324.99	6001.55	6956.49	-	-	- Durban to Randfontein R/ton

Notas/Notes:

a Bron van pryse en vraggeld / Source of prices and freight rates : IGC (GMI), Georganos Peanut World & Oilworld

2019/07/23

Termyn / Term	US\$/ton (VAB/FOB)	Vraggeld/Freight Rate:	US\$/ton
Sojabone/Soybeans: VSA/USA (Golf/Gulf)	Aug 2019 352.00	US Golf / Gulf	34.00
Sojabone/Soybeans: Argentinië/Argentina (Up River)	Jul 2019 340.00	Argentinië / Argentina	29.00
Sojabone/Soybeans: Brazilië/Brazil (Paranagua)	Aug 2019 357.00	EEC (Bordeaux/Hamburg)	29.00
Sonneblom/Sunflower: EU Frankryk/France (Bordeaux)	Sep 2019 370.00	Kanada/Canada (North Pacific)	44.00
Sonneblom/Sunflower: Swart See/Black Sea	Sep 2019 340.00	Swart See / Black Sea	36.00
Canola: Kanada/Canada (Vancouver)	Jul 2019 364.00	Grondbone/Groundnuts (ARG)	85.00
Grondbone/Groundnuts: Argentinië/Argentina (Raw Runner 40/50)	Sep 2019 1245.00		
Grondbone/Groundnuts: VSA/USA (Runners 40/50) 2019-04-23 Price	Aug 2019 1266.00		

b Vraggeld: bereken vir vragte van +/- 20 000 - 30 000t / Freight rates: calculated for freights of +/- 20 000 - 30 000t.

c Reserwebank / Reservebank

d Finansieringskoste: 30 000t @ KAV @ primakoers vir 30 dae. Bron/Source: SARB 10.00% 2019/07/19

Financing cost 30 000t @ CIF @ prime rate for 30 days.

e Aflaaikoste / Discharging costs (R/ton):

	Sojabone/ Soybeans	Sonneblom/ Sunflower	Canola	Grondbone/ Groundnuts
Bron / Source: Mainport Africa Shipping	Durban: 202.93	202.93	202.93	447.84

f Aflaaikoste / Discharging fees:

Ingesluit: Kaai gelde, hantering, kaaitoetsing, agente/dokumentasie, logistiek & opnames (inspeksie van skeepsvrag) /

Included: Wharfage, handling, wharf supervision, agent/documentation, logistic & survey (inspection of shipload).

Uitgesluit: Gesondheidsinspeksie-, skeepagentskapfooi, strooktoetsingsfooi vir GMO, opbergingskoste asook BTW en invoerbelasting /

Excluded: Health inspection fee, Ship agency fee, strip testing fees for GMO, storage costs as well as VAT and import duty.

N.B: Slegs 'n aanduiding, aangesien koste van opname beding kan word / N.B: Indication only, as cost of survey can be negotiated.

g Invoertarif / Import Tariff:

Sojabone/Soybeans = 8% op VAB / on FOB

Sonneblom/Sunflower = Vry / Free

Canola = 10% op VAB / on FOB

Grondbone/Groundnuts = 10% op VAB / on FOB

h Neem asb. kennis van die verandering in Spoorwet se standaard spoorvrag op 1 April 2019, na R517.52

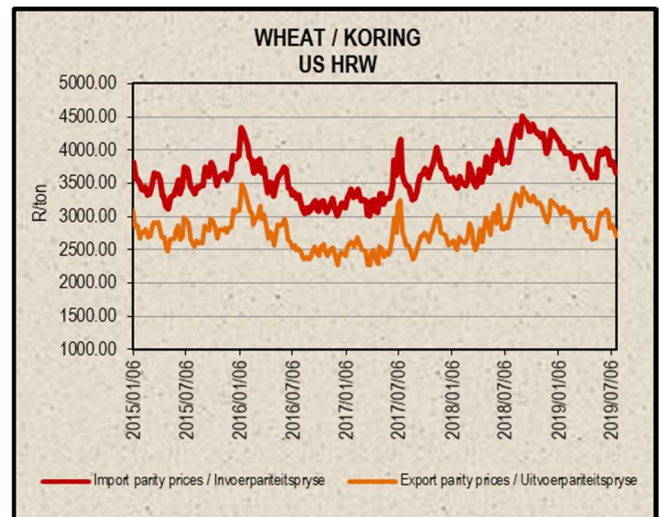
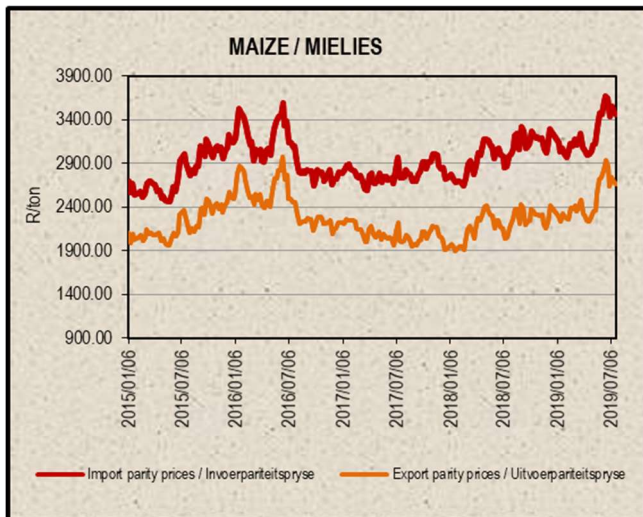
Please note the change on 1 April 2019 in Spoorwet's standard railage cost to R517.52

i Kwotasies is k.a.v. pryse. VAB pryse dus berekende pryse (kav minus vraggeld) / Quotes are c.i.f. prices. FOB prices are therefore calculated prices (cif minus freight rates).

11. EXPORT PARITY PRICES (b)(c)

11. UITVOERPARITEITPRYSE (b)(c)

INDICATIVE EXPORT PARITY PRICES AS ON	2019/07/23				AANDUIDENDE UITVOERPARITEITSPRYSE SOOS OP
	US No3Y Maize/ Mielies Gulff/Gulff (b) Aug 2019	US HRW Wheat/Koring Gulff/Gulff (b) Aug 2019	US DNS 14% Wheat/Koring PNW (b) Aug 2019	Argentine Raw Runner 40/50 Groundnuts/ Grondbone (f) Sep 2019	Hierdie is slegs 'n voorbeeld van hoe 'n uitvoerpariteitsprys bereken kan word - dit kan varieer volgens behoefte
This is only an example of how an export parity price can be calculated - it can vary according to need					
FOB Gulf value (\$/t)	198.00	212.00	228.00	1245.00	VAB Golfwaarde (\$/t)
Difference in quality and locality of SA ¹ Maize: Plus US\$10 (\$/t) Groundnuts: Less 3.5% of fob value	\$10.00			96,5%	¹ Kwaliteits- en liggingsverskil van SA Mielies: Plus VSAS\$10 (\$/t) Grondbone: Min 3,5% van vab waarde
SA fob price (\$/t)	208.00	212.00	228.00	1201.43	SA vab prys (\$/t)
Exchange rate (1\$=): (2019/07/23) ²	13.8933	13.8933	13.8933	13.8933	² Wisselkoers (1\$=): (2019/07/23)
FOB Gulf value (R/t)	2889.81	2945.38	3167.67	16691.83	VAB Golfwaarde (R/t)
Marketing costs:					Bemerkings koste:
Financing (Prime rate 10.00% - 30 days) (R/t)	23.75	24.21	26.04	137.19	Finansieringskoste (Primakoers 10.00% - 30 dae) (R/t)
Railage: ³ Randfontein – Durban harbour	517.52	517.52	517.52	-	³ Spoorvrage: Randfontein – Durbanhawe
Loading costs: (R/t) ⁴ Durban Harbour (Mainly spout method)	207.60	213.20	213.20	552.71	⁴ Oplaaikoste: (R/t) Durbanhawe (Hoofsaaklik tregter metode)
EXPORT REALISATION (R/t):					UITVOER REALISASIE (R/t):
Randfontein	2140.94	2190.45	2410.91	16001.93	Randfontein
<i>Difference in quality and locality of SA (As requested by the industry) As from 14 June 2012, the discount/rebate will no longer be used to calculate the export parity price on US HRW and a new calculation will be added for US DNS, also without the discount/rebate.</i>					<i>Kwaliteits- en liggingsverskil van SA (Soos deur die bedryf versoek) Vanaf 14 Junie 2012 sal die diskonto/premie nie meer gebruik word by die berekening van die uitvoerpariteitprys van US HRW nie en 'n nuwe berekening word nou vir US DNS gedoen, ook sonder diskonto/premie.</i>
<i>Reserve Bank</i>					<i>Reserwebank</i>
<i>Railage costs: Please note that on 1 April 2019 Spoornet's standard railage cost has changed to R517.52.</i>					<i>Spoorvrage koste: Neem asb. kennis dat Spoornet se standaard spoorvrage op 1 April 2019 verander het na R517.52.</i>
<i>Loading costs, received from Mainport Africa Shipping: Included: Cargo dues, handling, wharf supervision, agency/documentation, logistics & surveys (inspection of cargo). Excluded: Ship agent fees, health & PPECB inspections, storage facility & transport costs to storage facility, VAT & duties.</i>					<i>Oplaaikoste, ontvang van Mainport Africa Shipping: Ingesluit: Kaaigelde, hantering, kaaitoebesig, agente/dokumentasie, logistiek & opnames (inspeksie van skeepsvrage) Uitgesluit: Skeepsagentskaps-, inspeksie-, opbergings- en vervoerkoste na opbergingsfasiliteit, BTW & invoerbelasting.</i>



12. WEATHER

For local weather, please follow the link below:

<https://www.accuweather.com/en/za/south-africa-weather>

12. WEER

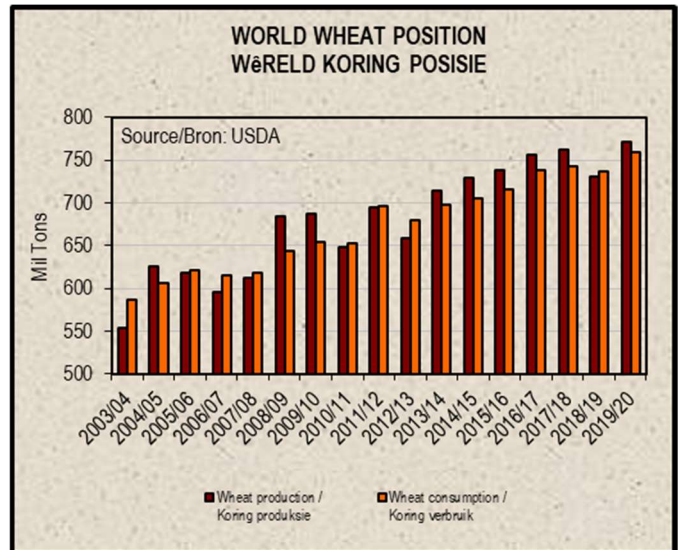
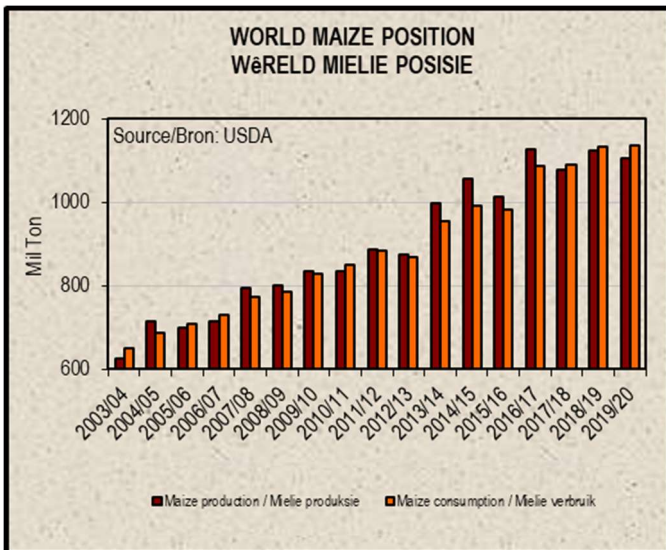
Vir plaaslike weer, volg asseblief die onderstaande skakel:

<https://www.accuweather.com/en/za/south-africa-weather>

13. SUNDRIES (h)

13. DIVERSE (h)

World Balance Sheet / Wêreld Balansstaat (2019/07/11)										
Million Ton	2019/20									Miljoen Ton
	Maize Mielies	Wheat Koring	Barley Gars	Sorghum	Oats Hawer	Groundnuts Grondbone	Canola/ Rape-seed	Soybeans Sojabone	Sunflower seed Sonneblomsaad	
Production	1 105	771	152	58	25	45	72	347	51	Produksie
Consumption	1 135	760	149	59	24	18	68	308	47	Verbruik
Trade	171	182	28	4	3	4	17	151	2	Handel
Stock	299	286	20	4	3	4	7	105	3	Voorraad



Sources / Bronne:

(a) = Safex; (b) = International Grains Council; (c) = SAGIS;
 (d) = CBOT; (e) = KCBT; (f) = Oil World; (g) = Georganos Peanut World; (h) = USDA Fas-Online.
 * Formula according to ITAC (International Trade Administration Commission of South Africa)/
 Formule volgens ITAC (International Trade Administration Commission of South Africa)

SAGIS
 Nico Hawkins
 General Manager / Hoofbestuurder

Indemnity/Vrywaring: Although everything has been done to ensure the accuracy of the information, neither SAGIS nor any of its directors or employees takes any responsibility for actions or losses that might occur as a result of the usage of this information. / Alhoewel alles gedoen is om te verseker dat die inligting korrek is, aanvaar nie SAGIS of enige van sy direkteure of werknemers verantwoordelikheid vir enige aksies of verliese as gevolg van die inligting wat gebruik is nie.