

SAGIS WEEKLY BULLETIN / SAGIS WEEKLIKSE BULLETIN

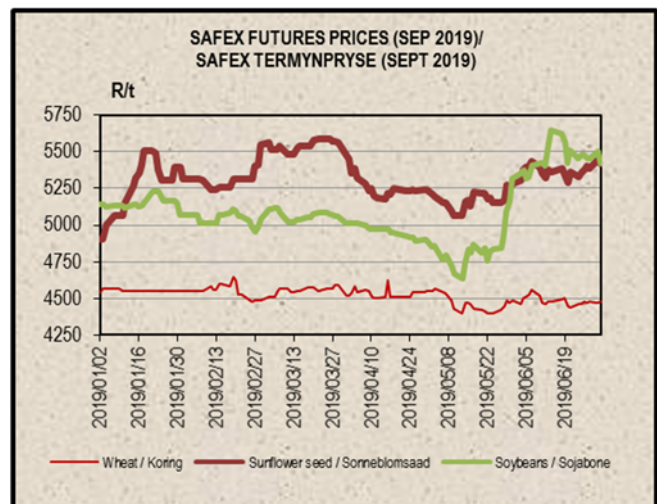
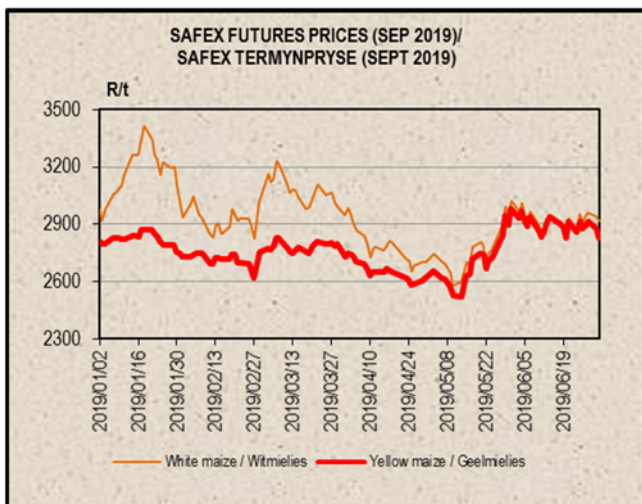
Please note that as from Thursday 7 March 2019, numbers 1, 2 & 4 in this bulletin will be hyperlinked with the relevant pages on our website / Neem asseblief kennis dat vanaf Donderdag 7 Maart 2019, sal nommers 1, 2 & 4 in hierdie bulletin geskakel wees met die relevante bladsye op ons webwerf.

1. PRODUCER DELIVERIES:	1. PRODUSENTELEWERINGS:
http://www.sagis.org.za/weekly_prod_deliveries.html	
2. IMPORTS, EXPORTS & MAIZE INTENTIONS:	2. INVOERE, UITVOERE & MIELIE INTENSIES:
http://www.sagis.org.za/weekly_imp-exp.html	

3. DOMESTIC PRICES PER SAFEX (R/t)(a)

3. PLAASLIKE PRYSE VOLGENS SAFEX (R/t)(a)

Commodity	Future Prices / Termynpryse (2019/07/02) R/ton					Kommoditeit
	Jul-19	Sep-19	Dec-19	Mar-20	May-20	
White maize	2867.00	2920.00	3002.00	3014.00	2835.00	Witmielies
Yellow maize	2774.00	2828.00	2903.00	2903.00	2800.00	Geelmielies
Wheat	4516.00	4480.00	4400.00	4494.00	4540.00	Koring
Sunflower	5264.00	5419.00	5511.00	5440.00	5150.00	Sonneblom
Soybeans	5363.00	5420.00	5510.00	5499.00	5300.00	Sojabone
Sorghum	3200.00	3280.00	3400.00	3469.00	N/A	Sorghum



Directors/Direkteure:

Boshoff JDW (Mr/Mnr), Make BB (Mr/Mnr), Mohane HT (Mr/Mnr), Nebe AAA (Mr/Mnr), Ngejane Z (Mr/Mnr), Purchase JL (Dr) Vice-Chairperson/Onder Voorsitter, Purnell M (Ms/Me) (Chairperson / Voorsitter)
 Groothof WJ (Mr/Mnr), Penny GR (Mr/Mnr), Schoonwinkel BC (Mr/Mnr), Van der Merwe JM (Ms/Me)
 Hawkins NJ (Mr/Mnr)

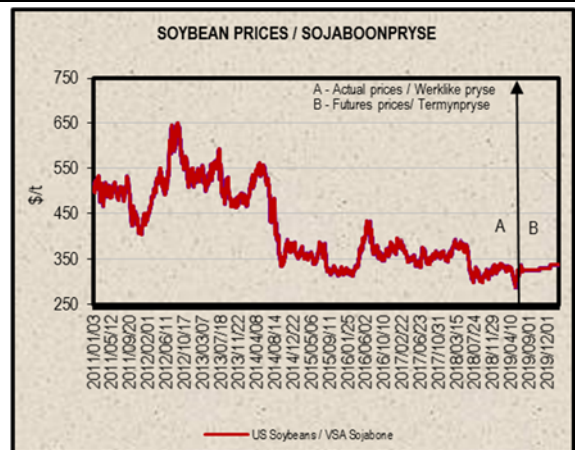
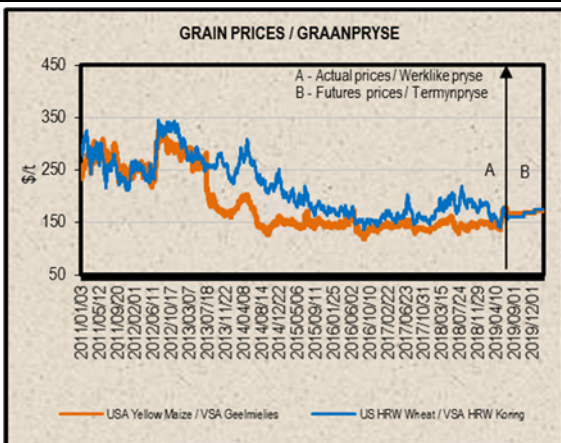
Alternate Directors/Alternatiewe Direkteure:
General Manager/Hoofbestuurder:

http://www.sagis.org.za/import_tariffs.html

5. PRICES – INTERNATIONAL (US\$/t)

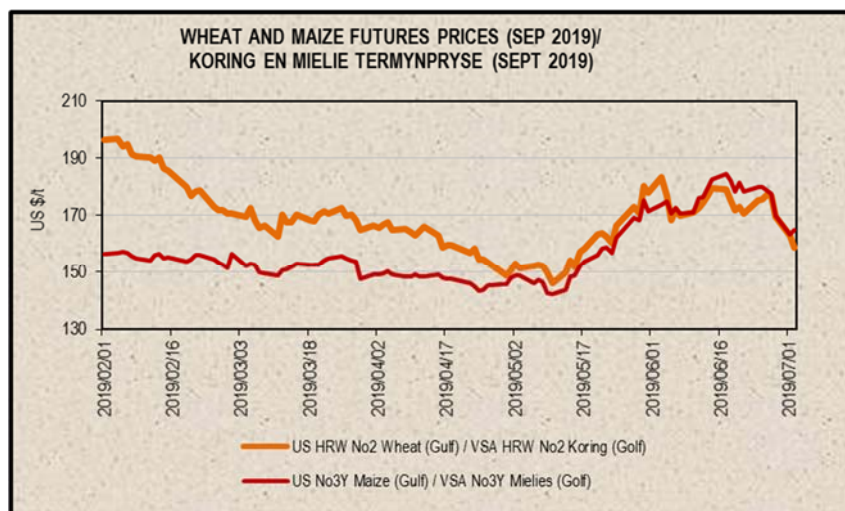
5. PRYSE - INTERNASIONAAL (VSA\$/t)

FOB (US\$/t)	Export Quotations/ Uitvoerquotasie (b)(f)(g)				VAB (VSA\$/t)
	2019/07/02	2019/06/25	2019/06/18	2019/06/11	
US No 2 HRW Wheat (Gulf)	216.00	230.00	228.00	223.00	VSA No 2 HRW Koring (Golf)
US DNS Wheat 14% PNW	230.00	238.00	242.00	248.00	VSA DNS Koring 14% PNW
Argentine Wheat (Up River)	245.00	245.00	244.00	243.00	Argentynse Koring (Up River)
EC (France) Wheat (grade 1)	198.00	219.00	213.00	213.00	EU (Frankryk) Koring (graad 1)
EC (Germany) B Quality Wheat	212.00	222.00	216.00	214.00	EU (Duitsland) B Kwaliteit Koring
Russia Milling 12.5%	195.00	197.00	196.00	196.00	Swart See Maalkoring
US No 3Y Maize (Gulf)	192.00	206.00	205.00	196.00	VSA No3Y Mielies (Golf)
Argentine Maize (Up River)	178.00	187.00	190.00	179.00	Argentynse Mielies (Up River)
US Sorghum (Gulf)	182.00	205.00	207.00	202.00	VSA Sorghum (Golf)
Argentine Sorghum (Up River)	140.00	140.00	140.00	132.00	Argentynse Sorghum (Up River)
US Soybeans (Gulf)	348.00	358.00	360.00	340.00	VSA Sojabone (Gulf)
Argentine Soybeans (Up River)	341.00	349.00	355.00	339.00	Argentynse Sojabone (Up River)
Canadian Canola	360.00	358.00	367.00	366.00	Kanadese Canola
Argentine Groundnuts Runners 40/50	1245.00	1255.00	1255.00	1255.00	Argentynse Grondbone 40/50 Runners
US Groundnuts Runners 40/50 shelled	1292.00	1293.00	1296.00	1296.00	VSA Grondbone 40/50 Runners uitgedop
Australian Malting Barley (Commander Malt)	255.00	254.00	249.00	250.00	Australiese Moutgars (Commander Mout)



Futures prices (US\$/t) / Termynpryse (VSA\$/t) (d)(e) (2019/07/02)

Commodity	Jul-19	Sep-19	Dec-19	Mar-20	May-20	Jul-20	Kommoditeit
US No3 Yellow maize	162.75	164.95	167.71	171.09	172.67	174.17	VSA No3 Geelmielies
US No2 HRW wheat	155.79	158.88	167.18	174.97	179.67	182.32	VSA No2 HRW koring
US Soybeans	321.95	325.55	n/a	337.82	341.13	344.14	VSA Sojabone



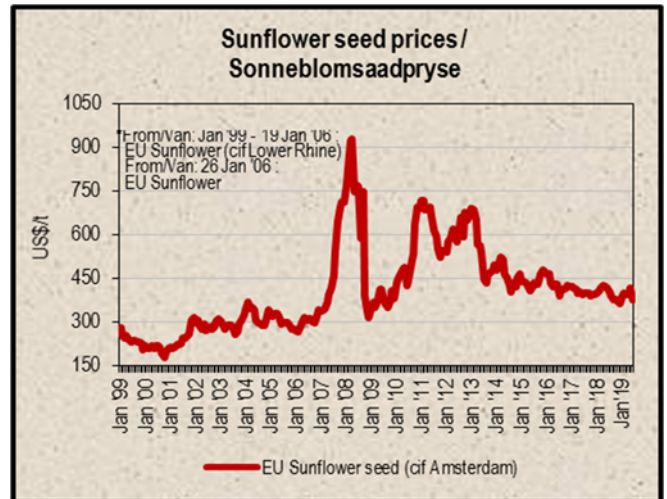
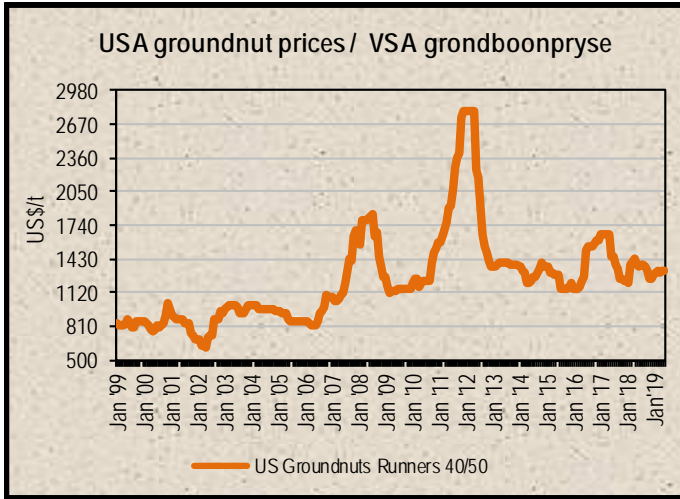
6. LOWEST REPRESENTATIVE ASKING PRICES
(US\$/t)(f)(g)(Prices of previous week)

6. LAAGSTE VERTEENWOORDIGENDE PRYSE GEVRA
(Pryse van vorige week)(VSA\$/t)(f)(g)

US\$/t	2019/06/27	2019/06/20	Change/ Verandering	VSA\$/t
Soybeans, USA, c.i.f. Rotterdam	373	375	-0.5%	Sojabone, VSA, k.a.v. Rotterdam
Groundnuts, USA Runners 40/50*	1325	1325	0.0%	Grondbone, VSA Runners 40/50*
Groundnuts, Argentine Runners 40/50*	1330	1340	-0.7%	Grondbone, Argentynse Runners 40/50*
Groundnut-oil, c.i.f. Rotterdam	1375	1375	0.0%	Grondboon-olie, k.a.v. Rotterdam
Sunflower seed, EU c.i.f. Amsterdam	375	380	-1.3%	Sonneblomsaad, EU k.a.v. Amsterdam
Sunflower seed, fob Black Sea	348	350	-0.6%	Sonneblomsaad, Swart See
Sunflower-oil, EU (fob) N.W. Europe	740	745	-0.7%	Sonneblom-olie, EU (vab) N.W. Eur.
Rapeseed, Europe, 00, c.i.f. Hamburg	419	418	0.2%	Raapsaad, Europa, 00, k.a.v. Hamburg

* Shelled, c.i.f. Rotterdam

* Uitgedop k a v Rotterdam



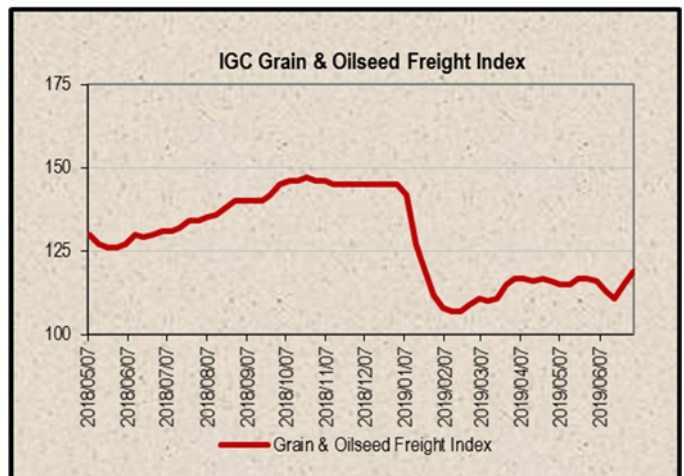
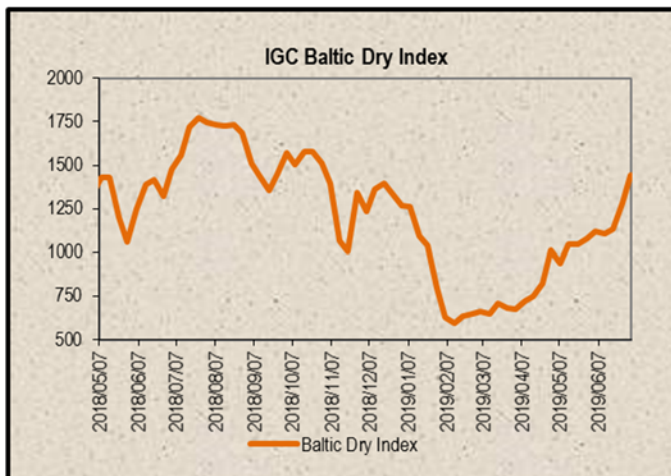
7. IGC FREIGHT INDICES (b)

7. IGC VRAG INDEKSE (b)

IGC FREIGHT INDICES / IGC VRAG INDEKSE							
	2019/05/28	2019/06/04	2019/06/11	2019/06/18	2019/06/25	2019/07/02	
Grain & Oilseeds Freight Index*	117	117	113	111	115	119	Graan & Oliesade Vrag Indeks*
Baltic Dry Index	1082	1122	1105	1135	1280	1446	Baltiese Droë Indeks

* IGC's new Grain & Oilseeds Freight Index (GOFI) represents 68 major grain routes, compared to 15 routes covered previously. Similar to the previous index, the GOFI will be calculated on a weekly basis, with the first week of January 2013 taken as its base of 100.

* IGC se nuwe Graan & Oliesade Vrag Indeks (GOVI) verteenwoordig 68 hoof graanroetes, teenoor 15 roetes wat voorheen gedek is. Soortgelyk aan die vorige indeks, sal die GOVI weekliks bereken word met die eerste week van Januarie 2013 geneem as basis van 100.



8. IMPORT PARITY PRICES – SUMMER GRAINS (b)(c)

8. INVOERPARITEITPRYSE - SOMERGRANE (b)(c)

INVOERPARITEITPRYSE VAN SOMERGRANE (BTW UITGESLT) SOOS OP			2019/07/02		IMPORT PARITY PRICES OF SUMMER GRAINS (VAT EXCL) AS ON		
ITEM	Nota/ Note	Mielies/Maize	Mielies/Maize	Sorghum	Sorghum	Sorghum	ITEM
		VSA/ USA Golf/Gulf (no.3Y)	Argentynse/ Argentine Up River	VSA/ USA Golf/Gulf	Argentynse/ Argentine Up River	Australiese/ Australian Brisbane	
		\$/t	\$/t	\$/t	\$/t	\$/t	
Internasionale VAB pryse	a	192.00	178.00	182.00	140.00	271.00	International FOB prices
Vraggeld	b	33.00	25.00	33.00	25.00	22.00	Freight Rates
Assuransie (0.3% van VAB)		0.58	0.53	0.55	0.42	0.81	Insurance (0.3% of FOB)
1 KOSTE, ASSURANSIE EN VRAG (KAV) \$/T		225.58	203.53	215.55	165.42	293.81	1 COST, INSURANCE AND FREIGHT (CIF) \$/T
<i>Omskakel na R/t</i>							<i>Converted to R/t</i>
R/\$ Wisselkoers op: 2019/07/02	c	14.2069	14.2069	14.2069	14.2069	14.2069	R/\$ Exchange rate on: 2019/07/02
2 KOSTE, ASSURANSIE EN VRAG (KAV) R/t		3204.79	2891.53	3062.30	2350.11	4174.13	2 COST, INSURANCE AND FREIGHT (CIF) R/t
Finansieringskoste	d	27.00	24.36	25.80	19.80	35.17	Financing cost
3 KOSTE, ASSURANSIE, VRAG EN FINANSIERING R/t		3231.79	2915.89	3088.10	2369.91	4209.30	3 COST, INSURANCE, FREIGHT AND FINANCING R/t
Afvaalkoste:	e, f						Discharging cost:
- Kaapstad		212.55	212.55	n/a	n/a	n/a	- Cape Town
- Durban		202.93	202.93	202.93	202.93	202.93	- Durban
Invoertarif	g	0.00	0.00	77.57	59.67	115.50	Import Tariff
4 VRY OP SPOOR (VOS) R/t							4 FREE ON RAIL (FOR) R/t
- Kaapstad		3444.34	3128.44	n/a	n/a	n/a	- Cape Town
- Durban		3434.72	3118.82	3165.67	2429.58	4324.80	- Durban
Spoorvragkoste	h						Railage cost
- Durban na Randfontein		320.00	320.00	320.00	320.00	320.00	- Durban to Randfontein
5 GELEWER:							5 DELIVERED:
- Durban na Randfontein R/ton		3754.72	3438.82	3485.67	2749.58	4644.80	- Durban to Randfontein R/ton

Notas/Notes:

a Bron van pryse en vraggeld : IGC GMI
Source of prices and freight rates: IGC GMI

2019/07/02

Termyn / Term	US\$/ton (VAB/FOB)	Vraggeld/Freight Rate:	US\$/ton
Mielies/Maize: VSA/USA (Golf/Gulf No.3Y)	192.00	US Golf / Gulf	33.00
Mielies/Maize: Argentinië/Argentine (Up River)	178.00	Argentinië / Argentina	25.00
Sorghum: VSA/USA (Golf / Gulf Mito)	182.00	Australië/Australia	22.00
Sorghum: Argentinië/Argentine (Up River)	140.00		
Sorghum: Australië/Australia (Brisbane)	271.00		

b Vraggeld: bereken vir vrage van +/- 20 000 - 30 000t. / Freight rates: calculated for freights of +/- 20 000 - 30 000t.

c Reserwebank / Reserve Bank

d Finansieringskoste: 30 000t @ KAV @ primakoers vir 30 dae. Bron/Source: SARB 10.25% 2018/11/22
Financing cost: 30 000t @ CIF @ prime rate for 30 days.

	Mielies/Maize:	Sorghum
Kaapstad / Cape Town:	212.55	n/a
Durban:	202.93	202.93

e Afvaalkoste / Discharging costs (R/ton):

Bron / Source: Mainport Africa Shipping

f Ingesluit: Kaaigeld, hantering, kaaibesig, agente/dokumentasie, logistiek & opnames (inspeksie van skeepsvrage) / Included: Wharfage, handling, wharf supervision, agent/documentation, logistic & survey (inspection of shipload).

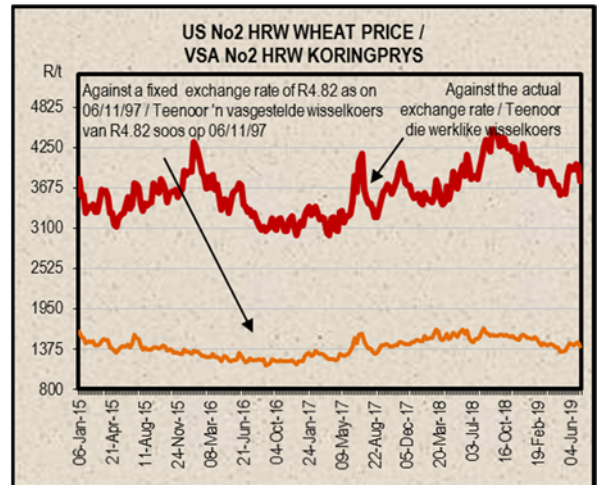
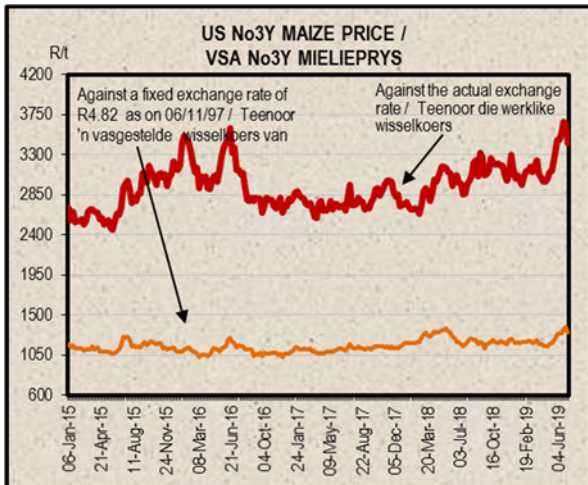
Uitgesluit: Gesondheidsinspeksie-, skeepsagentskaptoel, strookbetsingsfoel vir GMO, opbergingskoste asook BTW en invoerbelasting / Excluded: Health inspection fee, Ship agency fee, strip testing fees for GMO, storage costs as well as VAT and import duty.

N.B: Slegs 'n aanduiding, aangesien koste van opname beding kan word / N.B: Indication only, as cost of survey can be negotiated.

g Invoertarif / Import Tariff:

Mielies/Maize = Vry / Free
Sorghum = 3% op VAB / on FOB

h Neem asb. kennis van die verandering in Spoonet se standaard spoorvrag op 1 April 2018, na R320.00.
Please note the change in Spoonet's standard railage cost on 1 April 2018 to R320.00.



9. IMPORT PARITY PRICES – WINTER CEREALS (b)(c)

9. INVOERPARITEITPRYSSE - WINTERGRANE (b)(c)

INVOERPARITEITPRYSSE VAN WINTERGRANE (BTW UITGESLT) SOOS OP				2019/07/02			IMPORT PARITY PRICES OF WINTER CEREALS (VAT EXCL) AS ON			
ITEM	Nota / Note	Koring/Wheat	Koring/Wheat	Koring/Wheat	Koring/Wheat	Koring/Wheat	Gars/Barley	Gars/Barley	ITEM	
		VSA/ USA Golf/Gulf	VSA/ USA PNW	Argentynse/ Argentine Up River	EU Duitsland/ Germany Hamburg B kwaliteit/ quality	Russies/ Russian Black Sea	Australiese/ Australian Fremantle	Franse/ French Rouen		
		HRW	DNS	Trigo Pan		12.50%	Mout/Malting	Mout/Malting		
		\$/t	\$/t	\$/t	\$/t	\$/t	\$/t	\$/t		
Internasionale VAB pryse	a	216.00	230.00	245.00	212.00	195.00	255.00	293.00	International FOB prices	
Vraggeld	b	33.00	33.00	25.00	28.00	34.00	23.00	29.00	Freight Rates	
Assuransie (0.3% van VAB)		0.65	0.69	0.74	0.64	0.59	0.77	0.88	Insurance (0.3% of FOB)	
1 KOSTE, ASSURANSIE EN VRAG (KAV) \$/T		249.65	263.69	270.74	240.64	229.59	278.77	322.88	1 COST, INSURANCE AND FREIGHT (CIF) \$/T	
<i>Omskakel na R/t</i>									<i>Converted to R/t</i>	
R/\$ Wisselkoers op: 2019/07/02	c	14.2069	14.2069	14.2069	14.2069	14.2069	14.2069	14.2069	R/\$ Exchange rate on: 2019/07/02	
2 KOSTE, ASSURANSIE EN VRAG (KAV) R/t		3546.75	3746.22	3846.38	3418.75	3261.76	3960.46	4587.12	2 COST, INSURANCE AND FREIGHT (CIF) R/t	
Finansieringskoste	d	29.88	31.56	32.40	28.80	27.48	33.37	38.64	Financing cost	
3 KOSTE, ASSURANSIE, VRAG EN FINANSIERING R/t	e, f	3576.63	3777.78	3878.78	3447.55	3289.24	3993.83	4625.76	3 COST, INSURANCE, FREIGHT AND FINANCING R/t	
Aflaakoste									Discharging cost	
3.1 Kaapstad (Hoofsaaklik kaaihyskraan metode)		212.55	212.55	212.55	212.55	212.55	212.55	212.55	3.1 Cape Town (Mainly shore cranes method)	
3.2 Durban (Hoofsaaklik suig-in-silo metode)		202.93	202.93	202.93	202.93	202.93	202.93	202.93	3.2 Durban (Mainly suction into silo method)	
Invoertarif op koring	g	958.00	958.00	958.00	958.00	958.00	0.00	0.00	Import Tariff on wheat	
4 VRY OP SPOOR (VOS) R/t									4 FREE ON RAIL (FOR) R/t	
4.1 Kaapstadhawe		4747.18	4948.33	5049.33	4618.10	4459.79	4206.38	4838.31	4.1 Cape Town Harbour	
4.2 Durbanhawe		4737.56	4938.71	5039.71	4608.48	4450.17	4196.76	4828.69	4.2 Durban Harbour	
Spoorvragkoste	h								Railage cost	
- Kaapstad na Paarl		160.59	160.59	160.59	160.59	160.59	n/a	n/a	- Cape Town to Paarl	
- Durban na Randfontein		320.00	320.00	320.00	320.00	320.00	320.00	320.00	- Durban to Randfontein	
5 GELEWER:									5 DELIVERED:	
- Kaapstad na Paarl R/ton		4907.77	5108.92	5209.92	4778.69	4620.38	n/a	n/a	- Cape Town to Paarl R/ton	
- Durban na Randfontein R/ton		5057.56	5258.71	5359.71	4928.48	4770.17	4516.76	5148.69	- Durban to Randfontein R/ton	

Notas/Notes:
a Bron van pryse en vraggeld : IGC GMI
Source of prices and freight rates: IGC GMI

Termyn / Term	VAB/FOB		Vraggeld / Freight Rate:	Gars/Barley =
	US\$/ton	US\$/ton		
Koring/Wheat HRW No 2 (Hard Red Winter) Golf / Gulf	Jul 2019	216.00	US (Golf / Gulf)	33.00
Koring/Wheat DNS 14% No 2 (Dark Northern Spring) Golf / Gulf	Jul 2019	230.00	Argentinië / Argentine (Upriver)	25.00
Koring/Wheat Argentinië / Argentine (Up River) Trigo Pan	Jul 2019	245.00	EEC (Bordeaux Hamburg)	28.00
Koring/Wheat EU (Duitsland / Germany) B kwaliteit / quality	Jul 2019	212.00	Australië / Australia (Eastern)	22.00
Koring/Wheat: Russian Milling 12.5%	Jul 2019	195.00	Black Sea	34.00
Gars/Barley: Australiese moutgars/Australian malting barley (Adelaide)	Jul 2019	255.00		
Gars/Barley: Franse moutgars/French malting barley (Rouen)	Jul 2019	293.00	(1)	

b Vraggeld: bereken vir vragte van +/- 20 000 - 30 000t. / Freight rates: calculated for freights of +/- 20 000 - 30 000t.
c Reserwebank / Reserve Bank
d Finansieringskoste: 30 000t @ KAV @ primakoers vir 30 dae. Bron/Source: SARB 10.25% 2018/11/22
Financing cost: 30 000t @ CIF @ prime rate for 30 days.

	Koring/Wheat:	Gars/Barley:
Kaapstad /	212.55	212.55
Durban:	202.93	202.93

f Ingesluit: Kaagelde, hantering, kaatbesig, agente/dokumentasie, logistiek & opnames (Inspeksie van skeepsvrag).
Included: Wharfage, handling, wharf supervision, agent/documentation, logistic & survey (inspection of shipload).
Uitgesluit: Gesondheidsinspeksie-, skeepsagentskapfoel, strooktoetsingsfoel vir GMO, opbergingskoste asook BTW en invoerbelasting.
Excluded: Health inspection fee, Ship agency fee, strip testing fees for GMO, storage costs as well as VAT and import duty.
N.B: Slegs 'n aanduiding, aangesien koste van opname beding kan word / N.B: Indication only, as cost of survey can be negotiated.

g Invoertarif / Import Tariff:
Koring/Wheat = R958.00 p/ton
Gars/Barley = Vry/Free
h Neem asb. kennis van verandering in Spoornet se standaard spoorvrag op 1 April 2018 soos volg:
Kaapstad na Paarl R160.59 en Durban na Randfontein R320.00
Please note the change on 1 April 2018, in Spoornet's standard railrage cost as follows:
Cape Town to Paarl R160.59 and Durban to Randfontein R320.00

(1) Laaste prys ontvang op / Last price received on 2018-08-21

10. IMPORT PARITY PRICES – OIL SEEDS (b)(c)(f)(g)

10. INVOERPARITEITPRYSE - OLIESADE (b)(c)(f)(g)

INVOERPARITEITPRYSE VAN OLIESADE (BTW UITGESLT) SOOS OP		2019/07/02								IMPORT PARITY PRICES OF OIL SEEDS (VAT EXCL) AS ON	
ITEM	Nota/ Note	Sojabone/ Soybeans	Sojabone/ Soybeans	Sojabone/ Soybeans	Sonneblom/ Sunflower	Sonneblom/ Sunflower	Canola	Grondbone/ Groundnuts	Grondbone/ Groundnuts	ITEM	
		VSA/ USA Golf/Gulf	Argentynse/ Argentine Up River	Brazilië/ Brazil Paranagua	EU Franse/ French Bordeaux	Swart See / Black Sea	Kanadese/ Canadian Vancouver	Argentynse/ Argentine Raw Runners 40/50	VSA/ USA Raw Runners 40/50		
Internasionale VAB pryse	a	\$/t	\$/t	\$/t	\$/t					International FOB prices	
Vraggeld	b	348.00	341.00	358.00	381.00	348.00	360.00	1245.00	1292.00	Freight Rates	
Assuransie (0.3% van VAB)		33.00	25.00	25.00	28.00	34.00	36.00	85.00	33.00	Insurance (0.3% of FOB)	
1 KOSTE, ASSURANSIE EN VRAG (KAV) \$/T Omskakel na R/t R/\$ Wisselkoers op: 2019/07/02	c	1.04	1.02	1.07	1.14	1.04	1.08	3.74	3.88	1 COST, INSURANCE AND FREIGHT (CIF) \$/T Converted to R/t R/\$ Exchange rate on: 2019/07/02	
2 KOSTE, ASSURANSIE EN VRAG (KAV) R/t		382.04	367.02	384.07	410.14	383.04	397.08	1333.74	1328.88	2 COST, INSURANCE AND FREIGHT (CIF) R/t	
Finansieringskoste	d	14.2069	14.2069	14.2069	14.2069	14.2069	14.2069	14.2069	14.2069	Financing cost	
3 KOSTE, ASSURANSIE, VRAG EN FINANSIERING R/t		R/t	R/t	R/t	R/t	R/t	R/t	R/t	R/t	3 COST, INSURANCE, FREIGHT AND FINANCING R/t	
		5427.60	5214.22	5456.44	5826.82	5441.81	5641.28	18948.31	18879.27		
Finansieringskoste	d	45.73	43.93	45.97	49.09	45.85	47.53	159.63	159.05	Discharging cost: Durban	
3 KOSTE, ASSURANSIE, VRAG EN FINANSIERING R/t		5473.33	5258.15	5502.41	5875.91	5487.66	5688.81	19107.94	19038.32	4 FREE ON RAIL (FOR) R/t Durban	
Alfaaikoste: Durban	e, f	202.93	202.93	202.93	202.93	202.93	202.93	447.84	447.84	Import Tariff:	
Invoertarif:	g	395.52	387.56	406.89	0.00	0.00	511.45	1768.76	1835.53		
4 VRY OP SPOOR (VOS) R/t Durban		6071.78	5848.64	6112.23	6078.84	5690.59	6403.19	21324.54	21321.69		
Spoorvragkoste	h									Railage cost	
- Durban na Randfontein		320.00	320.00	320.00	320.00	320.00	320.00	-	-	- Durban to Randfontein	
5 GELEWER: - Durban na Randfontein R/ton		6391.78	6168.64	6432.23	6398.84	6010.59	6723.19	-	-	5 DELIVERED: - Durban to Randfontein R/ton	

Notas/Notes:

a Bron van pryse en vraggeld / Source of prices and freight rates : IGC (GMI), Geogalos Peanut World & Oilworld
2019/07/02

Termyn / Term	US\$/ton (VAB/FOB)	Vraggeld/Freight Rate:	US\$/ton
Sojabone/Soybeans: VSA/USA (Golf/Gulf)	Jul 2019	348.00 US Golf / Gulf	33.00
Sojabone/Soybeans: Argentinië/Argentina (Up River)	Jul 2019	341.00 Argentinië / Argentina	25.00
Sojabone/Soybeans: Brazilië/Brazil (Paranagua)	Jul 2019	358.00 EEC (Bordeaux/Hamburg)	28.00
Sonneblom/Sunflower: EU Frankryk/France (Bordeaux)	Sep 2019	381.00 Kanada/Canada (North Pacific)	36.00
Sonneblom/Sunflower: Swart See/Black Sea	Sep 2019	348.00 Swart See / Black Sea	34.00
Canola: Kanada/Canada (Vancouver)	Jul 2019	360.00 Grondbone/Groundnuts (ARG)	85.00
Grondbone/Groundnuts: Argentinië/Argentina (Raw Runner 40/50)	Sep 2019	1245.00	
Grondbone/Groundnuts: VSA/USA (Runners 40/50) 2019-04-23 Price	Jul 2019	1292.00	

b Vraggeld: bereken vir vragte van +/- 20 000 - 30 000t. / Freight rates: calculated for freights of +/- 20 000 - 30 000t.

c Reserwebank / Reservebank

d Finansieringskoste: 30 000t @ KAV @ primakoers vir 30 dae. Bron/Source: SARB 10.25% 2018/11/22
Financing cost: 30 000t @ CIF @ prime rate for 30 days.

e Alfaaikoste / Discharging costs (R/ton):

	Sojabone/ Soybeans	Sonneblom/ Sunflower	Canola	Grondbone/ Groundnuts
Bron / Source: Mainport Africa Shipping	Durban:	202.93	202.93	447.84

f Alfaaikoste / Discharging fees:

Ingesluit: Kaaigelde, hantering, kaaloësig, agente/dokumentasie, logistiek & opnames (inspeksie van skeepsvrag) /
Included: Wharfage, handling, wharf supervision, agent/documentation, logistic & survey (inspection of shipload).
Uitgesluit: Gesondheidsinspeksie-, skeepagentskapfooi, strookloëtingsfooi vir GMO, opbergingskoste asook BTW en invoerbelasting /
Excluded: Health inspection fee, Ship agency fee, strip testing fees for GMO, storage costs as well as VAT and import duty.
N.B: Slegs 'n aanduiding, aangesien koste van opname beding kan word / N.B: Indication only, as cost of survey can be negotiated.

g Invoertarif / Import Tariff:

Sojabone/Soybeans = 8% op VAB / on FOB
Sonneblom/Sunflower = Vry / Free
Canola = 10% op VAB / on FOB
Grondbone/Groundnuts = 10% op VAB / on FOB

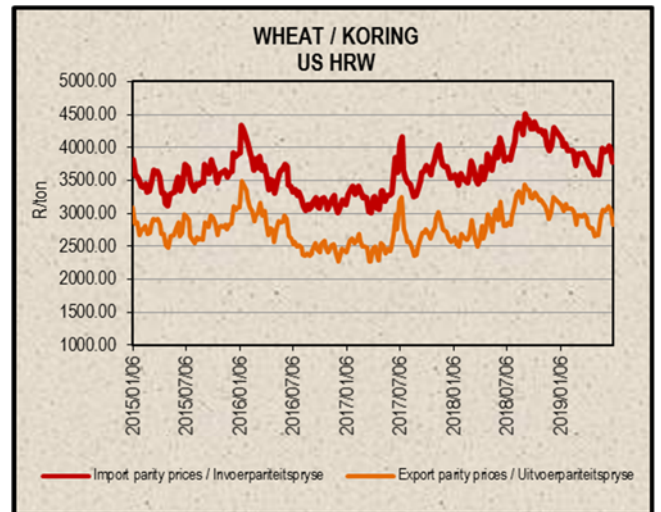
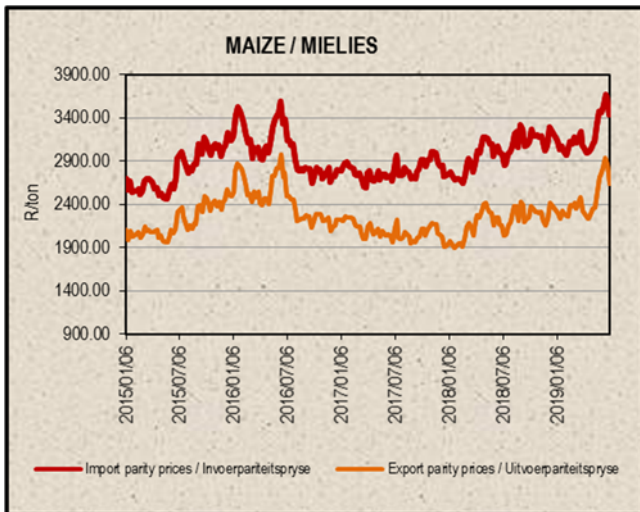
h Neem asb. kennis van die verandering in Spoornet se standaard spoorvrag op 1 April 2018, na R320.00
Please note the change on 1 April 2018 in Spoornet's standard railage cost to R320.00

i Kwotasies is k.a.v. pryse. VAB pryse dus berekende pryse (kav minus vraggeld) / Quotes are c.i.f. prices. FOB prices are therefore calculated prices (cif minus freight rates).

11. EXPORT PARITY PRICES (b)(c)

11. UITVOERPARITEITPRYSE (b)(c)

INDICATIVE EXPORT PARITY PRICES AS ON	2019/07/02				AANDUIDENDE UITVOERPARITEITSPRYSE SOOS OP
This is only an example of how an export parity price can be calculated - it can vary according to need	US No3Y Maize/ Mielies Gulf/Golf (b) Jul 2019	US HRW Wheat/Koring Gulf/Golf (b) Jul 2019	US DNS 14% Wheat/Koring PNW (b) Jul 2019	Argentine Raw Runner 40/50 Groundnuts/ Grondbone (f) Sep 2019	Hierdie is slegs 'n voorbeeld van hoe 'n uitvoerpariteitsprys bereken kan word - dit kan varieer volgens behoefte
FOB Gulf value (\$/t)	192.00	216.00	230.00	1245.00	VAB Golfwaarde (\$/t)
Difference in quality and locality of SA ¹ Maize: Plus US\$10 (\$/t) Groundnuts: Less 3,5% of fob value	\$10.00			96,5%	¹ Kwaliteits- en liggingsverskil van SA Mielies: Plus VSA\$10 (\$/t) Grondbone: Min 3,5% van vab waarde
SA fob price (\$/t)	202.00	216.00	230.00	1201.43	SA vab prys (\$/t)
Exchange rate (1\$=:) (2019/07/02) ²	14.2069	14.2069	14.2069	14.2069	² Wisselkoers (1\$=:) (2019/07/02)
FOB Gulf value (R/t)	2869.79	3068.69	3267.59	17068.60	VAB Golfwaarde (R/t)
Marketing costs:					Bemerkings koste:
Financing (Prime rate 10.25% - 30 days) (R/t)	24.18	25.85	27.53	143.80	Finansieringskoste (Primakoers 10.25% - 30 dae) (R/t)
Railage: ³ Randfontein – Durban harbour	320.00	320.00	320.00	-	³ Spoorvrage: Randfontein – Durbanhawe
Loading costs: (R/t) ⁴ Durban Harbour (Mainly spout method)	207.60	213.20	213.20	552.71	⁴ Oplaaikoste: (R/t) Durbanhawe (Hoofsaaklik tregter metode)
EXPORT REALISATION (R/t):					UITVOER REALISASIE (R/t):
Randfontein	2318.01	2509.64	2706.86	16372.09	Randfontein
<i>Difference in quality and locality of SA (As requested by the industry)</i>					<i>Kwaliteits- en liggingsverskil van SA (Soos deur die bedryf versoek)</i>
<i>As from 14 June 2012, the discount/rebate will no longer be used to calculate the export parity price on US HRW and a new calculation will be added for US DNS, also without the discount/rebate.</i>					<i>Vanaf 14 Junie 2012 sal die diskonto/premie nie meer gebruik word by die berekening van die uitvoerpariteitprys van US HRW nie en 'n nuwe berekening word nou vir US DNS gedoen, ook sonder diskonto/premie.</i>
<i>Reserve Bank</i>					<i>Reserwebank</i>
<i>Railage costs:</i>					<i>Spoorvrage koste:</i>
<i>Please note that on 1 April 2018 Spoornet's standard railage cost has changed to R320.00.</i>					<i>Neem asb. kennis dat Spoornet se standaard spoorvrage op 1 April 2018 verander het na R320.00.</i>
<i>Loading costs, received from Mainport Africa Shipping:</i>					<i>Oplaaikoste, ontvang van Mainport Africa Shipping:</i>
<i>Included: Cargo dues, handling, wharf supervision, agency/documentation, logistics & surveys (inspection of cargo).</i>					<i>Ingesluit: Kaaigelde, hantering, kaaitoiesig, agente/dokumentasie, logistiek & opnames (inspeksie van skeepsvrage)</i>
<i>Excluded: Ship agent fees, health & PPECB inspections, storage facility & transport costs to storage facility, VAT & duties.</i>					<i>Uitgesluit: Skeepsagentskaps-, inspeksie-, opbergings- en vervoerkoste na opbergingsfasiliteit, BTW & invoerbelasting.</i>



12. WEATHER

For local weather, please follow the link below:

<https://www.accuweather.com/en/za/south-africa-weather>

12. WEER

Vir plaaslike weer, volg asseblief die onderstaande skakel:

<https://www.accuweather.com/en/za/south-africa-weather>

Sources /Bronne:

(a) = Safex; (b) = International Grains Council; (c) = SAGIS;

(d) = CBOT; (e) = KCBT; (f) = Oil World; (g) = Georgalos Peanut World.

** Formula according to ITAC (International Trade Administration Commission of South Africa)/
Formule volgens ITAC (International Trade Administration Commission of South Africa)*

SAGIS

Nico Hawkins

General Manager / Hoofbestuurder

Indemnity/Vrywaring: Although everything has been done to ensure the accuracy of the information, neither SAGIS nor any of its directors or employees takes any responsibility for actions or losses that might occur as a result of the usage of this information. / Alhoewel alles gedoen is om te verseker dat die inligting korrek is, aanvaar nie SAGIS of enige van sy direkteure of werknemers verantwoordelikheid vir enige aksies of verliese as gevolg van die inligting wat gebruik is nie.