



Fresh produce market trends

Retail Business Banking

Fresh Produce Market Trends

23 August 2019

Demand improves as month end approaches

For this week, the volumes sold increased significantly for all vegetables reported compared to the previous week. This indicates improved demand as we approach the month end period. The volumes sold for cabbages, potatoes and onions all increased by over 30% week on week with that of carrots and tomatoes increasing by 25.7% w/w and 19.5% w/w respectively. Tomato and onion prices increased only slightly this week by less than 3% week on week while cabbage, carrot and potato prices declined this week.

Contents

Vegetables

| | |
|------------------------|---|
| Cabbage market trends | 2 |
| Carrots market trends | 2 |
| Onions market trends | 3 |
| Potatoes market trends | 3 |
| Tomatoes market trends | 4 |

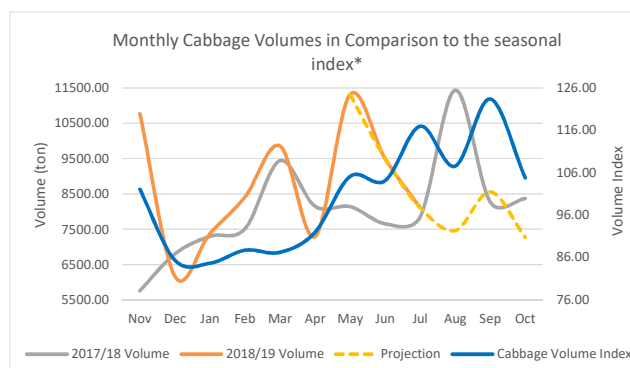
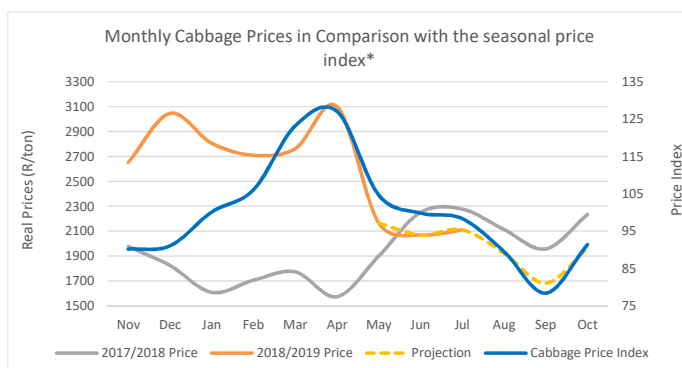
Cabbage Market Trends

The demand for cabbages picked up this week, thus volumes sold increased by 38.9% week on week. The price however, declined by 14.4% week on week. This price level is however, 2.3% higher than the price this time the previous month. We expect the price to decline further over the next month as supply remains low and to then increase from mid-September. The price could increase slightly during the month end period.

Local Market

| Weekly Cabbage Volumes and Prices | | | |
|-----------------------------------|--------------|---|---------------|
| | Volume (ton) | | Price (R/ton) |
| Week Ending 23 August | 1956 | R | 2,124 |
| w/w | 38.9% | | -14.4% |
| m/m | -3.3% | | 2.3% |
| y/y | -14.4% | | -3.8% |

Outlook



*Jan 2000 - July 2019

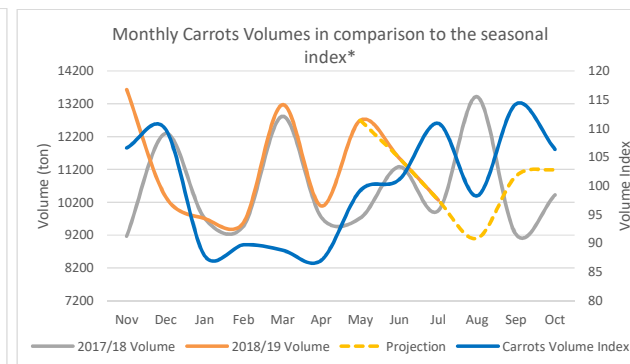
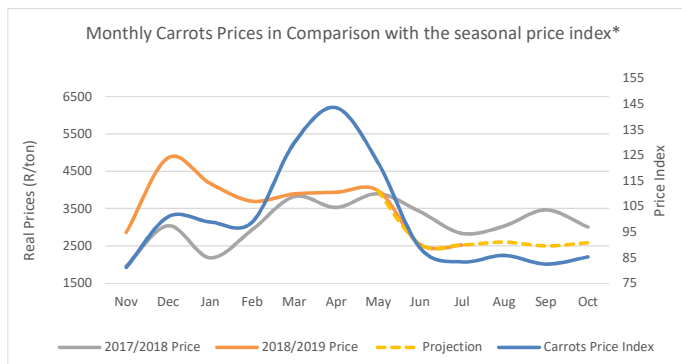
Carrot Market Trends

The volumes sold this week increased by 25.7% week on week whilst the price decreased by 9.2% week on week. These volume and price levels are lower by 10.1% and 15.8% respectively than the volume and price levels a year ago. Considering a low demand as well a possible increase in the supply of carrots as the warmer weather conditions persist, our expectation for the next 2 to 3 months is that carrot prices will remain stable as they cannot decline significantly lower than the current price level.

Local Market

| Weekly Carrot Volumes and Prices | | | |
|----------------------------------|--------------|---|---------------|
| | Volume (ton) | | Price (R/ton) |
| Week Ending 23 August | 2514 | R | 2,369 |
| w/w | 25.7% | | -9.2% |
| m/m | -4.9% | | 7.2% |
| y/y | -10.1% | | -15.8% |

Outlook



*Jan 2000 - July 2019

Disclaimer: Although everything has been done to ensure the accuracy of the information, Absa Bank takes no responsibility for actions or losses that might occur due to the use of this information.

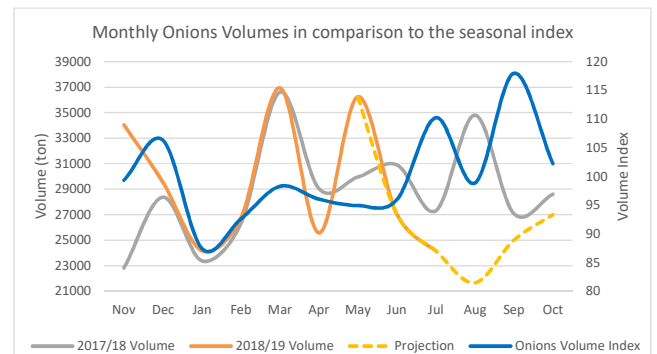
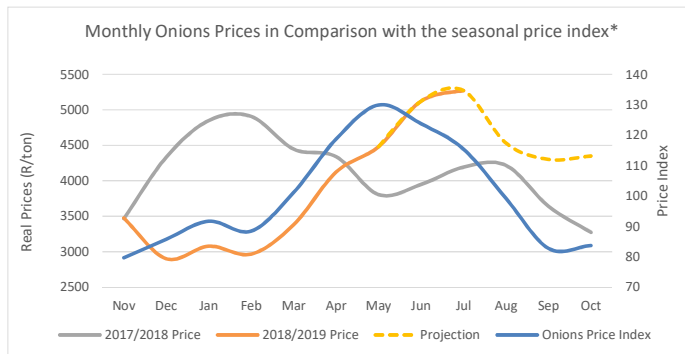
Onion Market Trends

For the week ending 23 August, the price of onions increased slightly by 1.2% week on week. The volumes sold increased by 32.8% as month end approaches which has resulted in increased demand. Over the next 2 to 3 months we expect onion prices to remain low as supply is high at the moment with insufficient demand to drive sales.

Local Market

| Weekly Onion Volumes and Prices | | | |
|---------------------------------|--------------|---------------|--------|
| | Volume (ton) | Price (R/ton) | |
| Week Ending 23 August | 6263 | R | 3,710 |
| w/w | 32.8% | | 1.2% |
| m/m | -2.8% | | -17.8% |
| y/y | -11.4% | | -13.3% |

Outlook



*Jan 2000 - July 2019

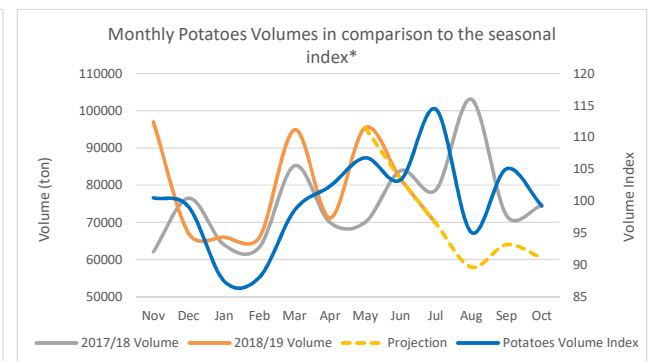
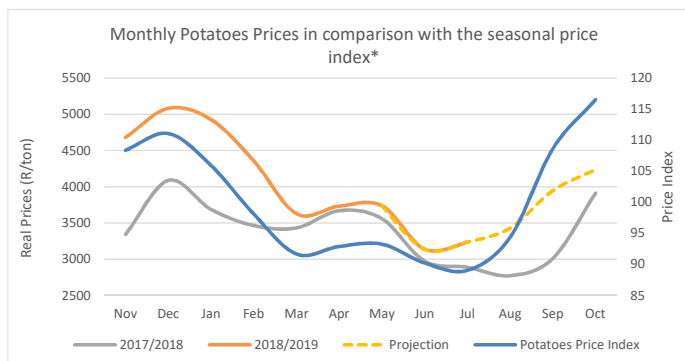
Potato Market Trends

The supply remains high this week, as such the price declined slightly by 2.1% week on week. The volumes sold increased by 31.7% as demand picked up compared to the previous week. The price of potatoes is expected to remain relatively stable over the next month and to then increase from September.

Local Market

| Weekly Potato Volumes and Prices | | | |
|----------------------------------|--------------|---------------|-------|
| | Volume (ton) | Price (R/ton) | |
| Week Ending 23 August | 16347 | R | 3,392 |
| w/w | 31.7% | | -2.1% |
| m/m | 1.7% | | 6.5% |
| y/y | -18.4% | | 13.7% |

Outlook



*Jan 2000 - July 2019

Disclaimer: Although everything has been done to ensure the accuracy of the information, Absa Bank takes no responsibility for actions or losses that might occur due to the use of this information.

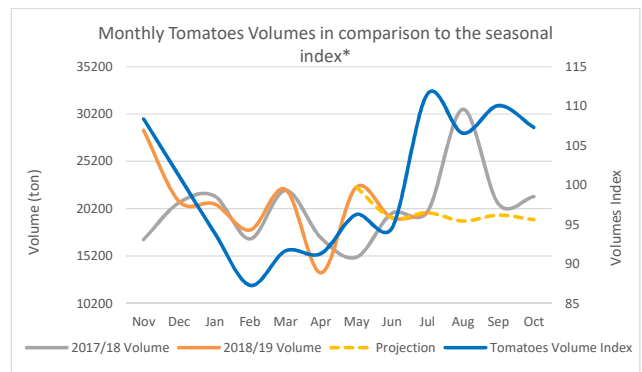
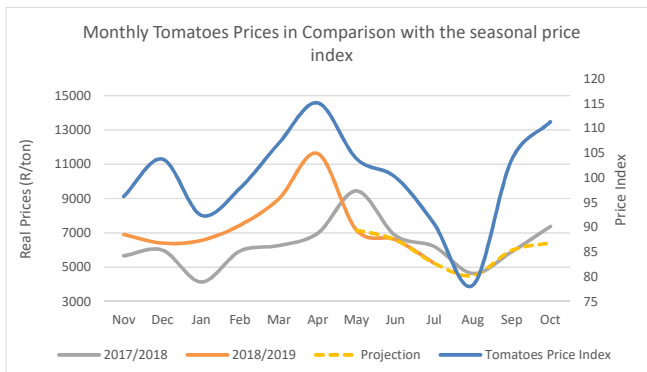
Tomato Market Trends

The price of tomatoes remains low this week and a kilogram trades at R3.50 for the week ending 23 August. The price increased slightly by 2.6% week on week. As month end approaches, demand improved compared to the previous week and the volumes sold increased by 19.5% week on week. The expectation for the coming weeks is for the price to decline further, and to then increase from the middle of September.

Local Market

| Weekly Tomato Volumes and Prices | | | |
|----------------------------------|--------------|---------------|--------|
| | Volume (ton) | Price (R/ton) | |
| Week Ending 23 August | 5919 | R | 3,528 |
| w/w | 19.5% | | 2.6% |
| m/m | 12.7% | | -18.1% |
| y/y | -3.2% | | -18.1% |

Outlook



*Jan 2000 - July 2019

Disclaimer: Although everything has been done to ensure the accuracy of the information, Absa Bank takes no responsibility for actions or losses that might occur due to the use of this information.