

### SAGIS WEEKLY BULLETIN / SAGIS WEEKLIKSE BULLETIN

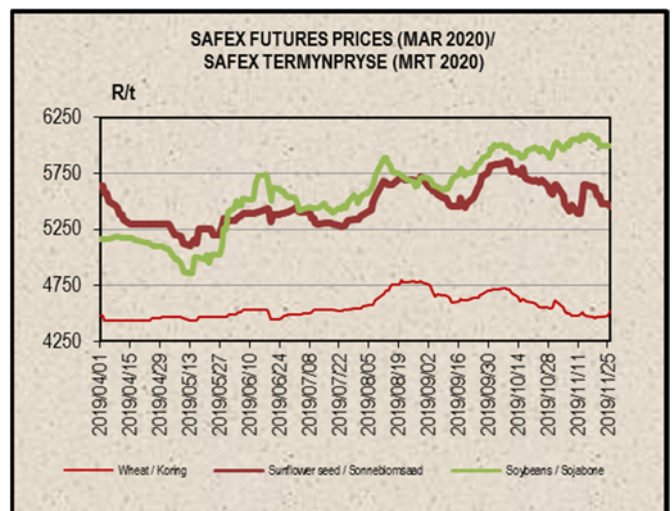
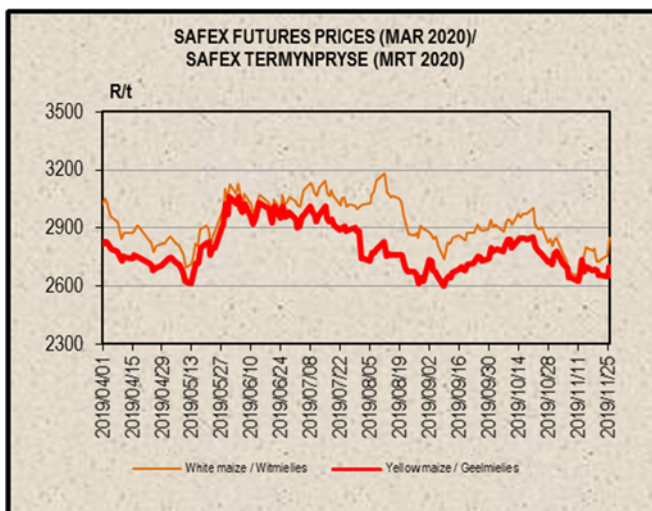
Please note that as from Thursday 7 March 2019, numbers 1, 2 & 4 in this bulletin will be hyperlinked with the relevant pages on our website / Neem asseblief kennis dat vanaf Donderdag 7 Maart 2019, sal nommers 1, 2 & 4 in hierdie bulletin geskakel wees met die relevante bladsye op ons webwerf.

1. PRODUCER DELIVERIES:	1. PRODUSENTELEWERINGS:
<a href="http://www.sagis.org.za/weekly_prod_deliveries.html">http://www.sagis.org.za/weekly_prod_deliveries.html</a>	
2. IMPORTS, EXPORTS & MAIZE INTENTIONS:	2. INVOERE, UITVOERE & MIELIE INTENSIES:
<a href="http://www.sagis.org.za/weekly_imp-exp.html">http://www.sagis.org.za/weekly_imp-exp.html</a>	

#### 3. DOMESTIC PRICES PER SAFEX (R/t)(a)

#### 3. PLAASLIKE PRYSE VOLGENS SAFEX (R/t)(a)

Commodity	Future Prices / Termynpryse (2019/11/26) R/ton					Kommoditeit
	Dec-19	Mar-20	May-20	Jul-20	Sep-20	
White maize	2827.00	2850.00	2781.00	2793.00	2832.00	Witmielies
Yellow maize	2702.00	2699.00	2674.00	2634.00	2663.00	Geelmielies
Wheat	4403.00	4521.00	4563.00	4627.00	4608.00	Koring
Sunflower	5344.00	5455.00	5356.00	5390.00	5505.00	Sonneblom
Soybeans	5966.00	5994.00	5854.00	5880.00	5945.00	Sojabone
Sorghum	N/A	3400.00	3469.00	N/A	N/A	Sorghum



**Directors/Direkteure:**

Boshoff JDW (Mr/Mnr), Briedenhann E (Dr), Make BB (Mr/Mnr), Mohane HT (Mr/Mnr), Nebe AAA (Mr/Mnr), Ngejane Z (Mr/Mnr), Purchase JL (Dr) Chairperson/Voorsitter, Purnell M (Ms/Me) (Vice-Chairperson /Onder Voorsitter)  
 Groothof WJ (Mr/Mnr), Penny GR (Mr/Mnr), Schoonwinkel BC (Mr/Mnr), Van der Merwe JM (Ms/Me)  
 Hawkins NJ (Mr/Mnr)

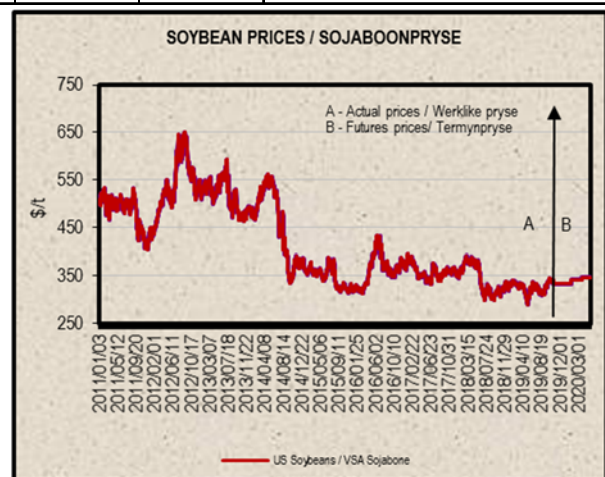
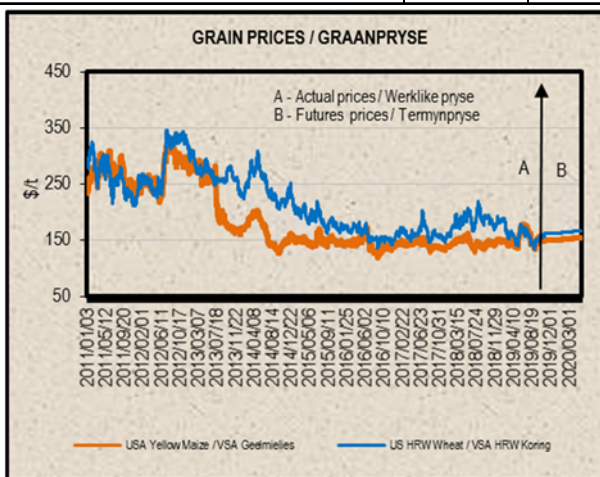
**Alternate Directors/Alternatiewe Direkteure:**  
**General Manager/Hoofbestuurder:**

[http://www.sagis.org.za/import\\_tariffs.html](http://www.sagis.org.za/import_tariffs.html)

5. PRICES – INTERNATIONAL (US\$/t)

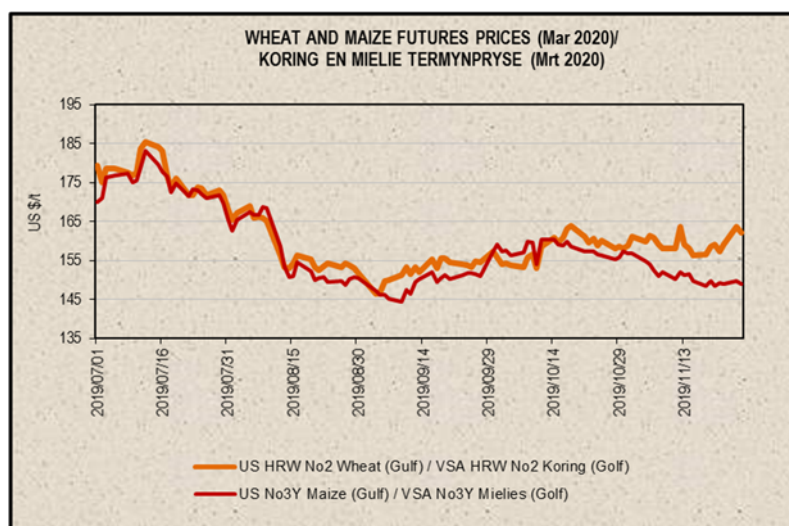
5. PRYSE - INTERNASIONAAL (VSA\$/t)

FOB (US\$/t)	Export Quotations/ Uitvoerkwotasie (b)(f)(g)				VAB (VSA\$/t)
	2019/11/26	2019/11/19	2019/11/12	2019/11/05	
US No 2 HRW Wheat (Gulf)	221.00	219.00	223.00	218.00	VSA No 2 HRW Koring (Golf)
US DNS Wheat 14% PNW	264.00	268.00	274.00	276.00	VSA DNS Koring 14% PNW
Argentine Wheat (Up River)	196.00	197.00	198.00	200.00	Argentynse Koring (Up River)
EC (France) Wheat (grade 1)	204.00	204.00	200.00	201.00	EU (Frankryk) Koring (graad 1)
EC (Germany) B Quality Wheat	209.00	209.00	205.00	204.00	EU (Duitsland) B Kwaliteit Koring
Russia Milling 12.5%	208.00	206.00	208.00	209.00	Swart See Maalkoring
US No 3Y Maize (Gulf)	171.00	171.00	174.00	174.00	VSA No3Y Mielies (Golf)
Argentine Maize (Up River)	168.00	168.00	166.00	165.00	Argentynse Mielies (Up River)
US Sorghum (Gulf)	178.00	177.00	180.00	182.00	VSA Sorghum (Golf)
Argentine Sorghum (Up River)	148.00	148.00	148.00	148.00	Argentynse Sorghum (Up River)
US Soybeans (Gulf)	350.00	359.00	359.00	360.00	VSA Sojabone (Gulf)
Argentine Soybeans (Up River)	351.00	353.00	352.00	357.00	Argentynse Sojabone (Up River)
Canadian Canola	366.00	373.00	371.00	373.00	Kanadese Canola
Argentine Groundnuts Runners 40/50	1275.00	1275.00	1265.00	1235.00	Argentynse Grondbone 40/50 Runners
US Groundnuts Runners 40/50 shelled	1372.00	1322.00	1322.00	1320.00	VSA Grondbone 40/50 Runners uitgedop
Australian Malting Barley (Commander Malt)	220.00	209.00	226.00	226.00	Australiese Moutgars (Commander Mout)



Futures prices (US\$/t) / Termynpryse (VSA\$/t) (d)(e) (2019/11/26)

Commodity	Dec-19	Mar-20	May-20	Jul-20	Sep-20	Dec-20	Kommoditeit
US No3 Yellow maize	144.64	148.89	151.25	153.30	153.14	154.80	VSA No3 Geelmielies
US No2 HRW wheat	158.88	162.19	165.12	167.77	171.08	176.07	VSA No2 HRW koring
US Soybeans	n/a	330.18	335.54	340.25	341.57	n/a	VSA Sojabone



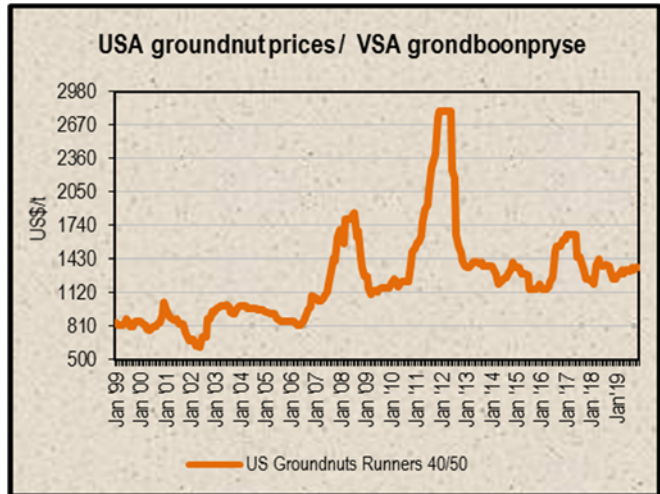
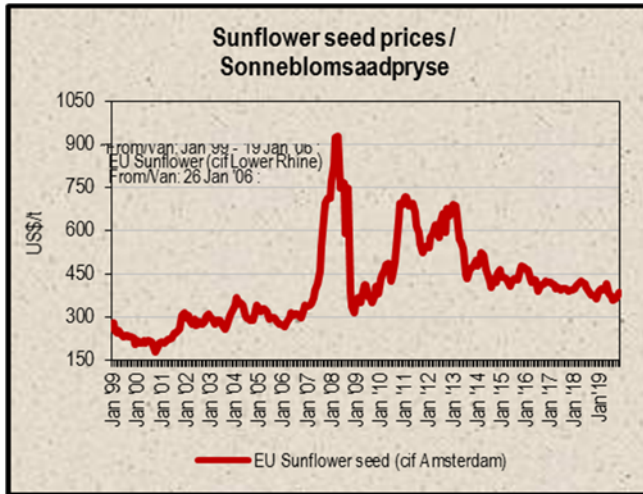
6. LOWEST REPRESENTATIVE ASKING PRICES  
(US\$/t)(f)(g)(Prices of previous week)

6. LAAGSTE VERTEENWOORDIGENDE PRYSE GEVRA  
(Pryse van vorige week)(VSA\$/t)(f)(g)

US\$/t	2019/11/21	2019/11/14	Change/ Verandering	VSA\$/t
Soybeans, USA, c.i.f. Rotterdam	378	379	-0.3%	Sojabone, VSA, k.a.v. Rotterdam
Groundnuts, USA Runners 40/50*	1400	1350	3.7%	Grondbone, VSA Runners 40/50*
Groundnuts, Argentine Runners 40/50*	1360	1360	0.0%	Grondbone, Argentynse Runners 40/50*
Groundnut-oil, c.i.f. Rotterdam	1380	1380	0.0%	Grondboon-olie, k.a.v. Rotterdam
Sunflower seed, EU c.i.f. Amsterdam	395	385	2.6%	Sonneblomsaad, EU k.a.v. Amsterdam
Sunflower seed, fob Black Sea	365	355	2.8%	Sonneblomsaad, Swart See
Sunflower-oil, EU (fob) N.W. Europe	775	760	2.0%	Sonneblom-olie, EU (vab) N.W. Eur.
Rapeseed, Europe, 00, c.i.f. Hamburg	431	429	0.5%	Raapsaad, Europa, 00, k.a.v. Hamburg

\* Shelled, c.i.f. Rotterdam

\* Uitgedop k a v Rotterdam



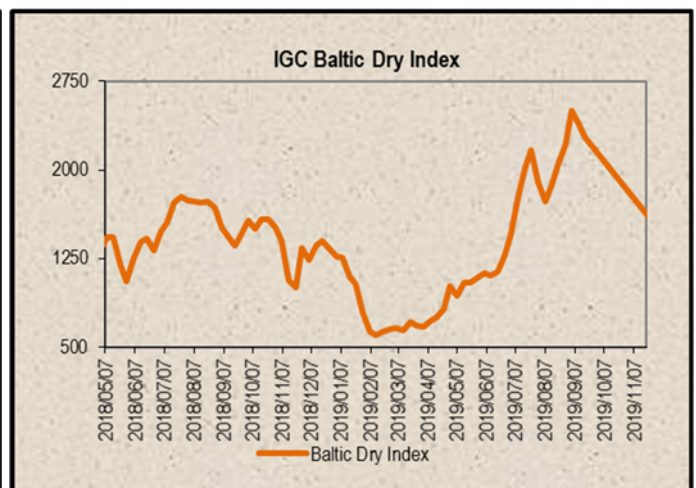
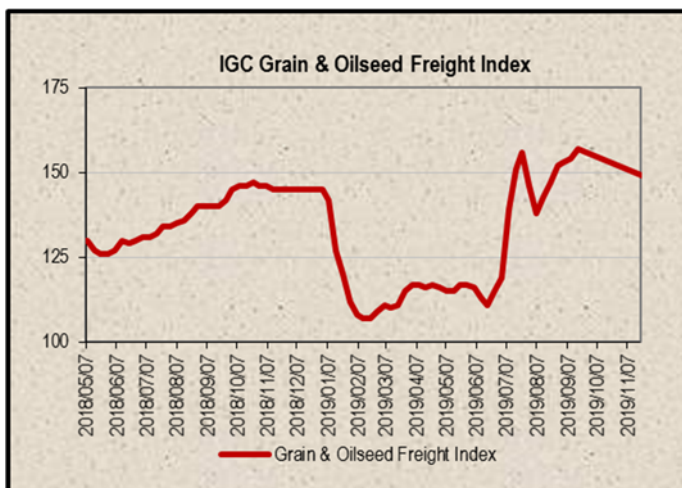
7. IGC FREIGHT INDICES (b)

7. IGC VRAG INDEKSE (b)

IGC FREIGHT INDICES / IGC VRAG INDEKSE							
	2019/10/22	2019/10/29	2019/11/05	2019/11/12	2019/11/19	2019/11/26	
Grain & Oilseeds Freight Index*	130	126	120	106	102	101	Graan & Oliesade Vrag Indeks*
Baltic Dry Index	1806	1802	1656	1354	1304	1426	Baltiese Droë Indeks

\* IGC's new Grain & Oilseeds Freight Index (GOFI) represents 68 major grain routes, compared to 15 routes covered previously. Similar to the previous index, the GOFI will be calculated on a weekly basis, with the first week of January 2013 taken as its base of 100.

\* IGC se nuwe Graan & Oliesade Vrag Indeks (GOVI) verteenwoordig 68 hoof graanroetes, teenoor 15 roetes wat voorheen gedek is. Soortgelyk aan die vorige indeks, sal die GOVI weekliks bereken word met die eerste week van Januarie 2013 geneem as basis van 100.



8. IMPORT PARITY PRICES – SUMMER GRAINS (b)(c)

8. INVOERPARITEITPRYSE - SOMERGRANE (b)(c)

INVOERPARITEITPRYSE VAN SOMERGRANE (BTW UITGESLT) SOOS OP				2019/11/26		IMPORT PARITY PRICES OF SUMMER GRAINS (VAT EXCL) AS ON	
ITEM	Nota/ Note	Mielies/Maize	Mielies/Maize	Sorghum	Sorghum	Sorghum	ITEM
		VSA/ USA Golf/Gulf (no.3Y)	Argentynse/ Argentine Up River	VSA/ USA Golf/Gulf	Argentynse/ Argentine Up River	Australiese/ Australian Brisbane	
		\$/t	\$/t	\$/t	\$/t	\$/t	
Internasionale VAB pryse	a	171.00	168.00	178.00	148.00	306.00	International FOB prices
Vruggeld	b	28.00	21.00	28.00	21.00	21.00	Freight Rates
Assuransie (0.3% van VAB)		0.51	0.50	0.53	0.44	0.92	Insurance (0.3% of FOB)
1 KOSTE, ASSURANSIE EN VRAG (KAV) \$/T		199.51	189.50	206.53	169.44	327.92	1 COST, INSURANCE AND FREIGHT (CIF) \$/T
<i>Omskakel na R/t</i>							<i>Converted to R/t</i>
R/\$ Wisselkoers op: 2019/11/26	c	14.8174	14.8174	14.8174	14.8174	14.8174	R/\$ Exchange rate on: 2019/11/26
2 KOSTE, ASSURANSIE EN VRAG (KAV) R/t		R/t	R/t	R/t	R/t	R/t	2 COST, INSURANCE AND FREIGHT (CIF) R/t
		2956.22	2807.90	3060.24	2510.66	4858.92	
Finansieringskoste	d	24.30	23.08	25.15	20.64	39.94	Financing cost
3 KOSTE, ASSURANSIE, VRAG EN FINANSIERING R/t		2980.52	2830.98	3085.39	2531.30	4898.86	3 COST, INSURANCE, FREIGHT AND FINANCING R/t
Aflaaiikoste:	e, f						Discharging cost:
- Kaapstad		212.55	212.55	n/a	n/a	n/a	- Cape Town
- Durban		202.93	202.93	202.93	202.93	202.93	- Durban
Invoertarif	g	0.00	0.00	79.12	65.79	136.02	Import Tariff
4 VRY OP SPOOR (VOS) R/t							4 FREE ON RAIL (FOR) R/t
- Kaapstad		3193.07	3043.53	n/a	n/a	n/a	- Cape Town
- Durban		3183.45	3033.91	3164.51	2597.09	5034.88	- Durban
Spoorvragkoste	h						Railage cost
- Durban na Randfontein		517.52	517.52	517.52	517.52	517.52	- Durban to Randfontein
5 GELEWER:							5 DELIVERED:
- Durban na Randfontein R/ton		3700.97	3551.43	3682.03	3114.61	5552.40	- Durban to Randfontein R/ton

Notas/Notes:

a Bron van pryse en vruggeld : IGC GMI 2019/11/26  
Source of prices and freight rates: IGC GMI

Termyn / Term	US\$/ton (VAB/FOB)	Vruggeld/Freight Rate:	US\$/ton
Mielies/Maize: VSA/USA (Golf/Gulf No.3Y)	171.00	US Golf / Gulf	28.00
Mielies/Maize: Argentinië/Argentina (Up River)	168.00	Argentinië / Argentina	21.00
Sorghum: VSA/USA (Golf / Gulf Milo)	178.00	Australië/Australia (Fremantle)	21.00
Sorghum: Argentinië/Argentina (Up River)	148.00		
Sorghum: Australië/Australia (Brisbane)	306.00		

b Vruggeld: bereken vir vrage van +/- 20 000 - 30 000t. / Freight rates: calculated for freights of +/- 20 000 - 30 000t.

c Reserwebank / Reserve Bank

d Finansieringskoste: 30 000t @ KAV @ primakoers vir 30 dae. Bron/Source: SARB 10.00% 2019/07/19  
Financing cost: 30 000t @ CIF @ prime rate for 30 days.

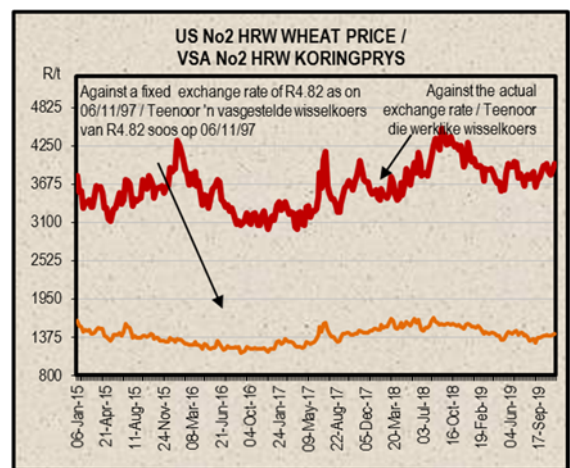
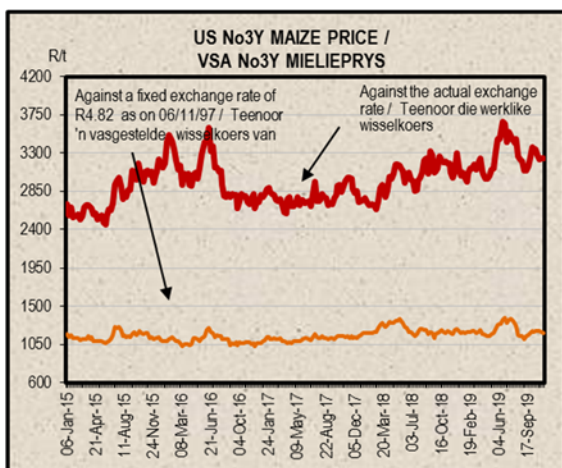
	Mielies/Maize:	Sorghum
Kaapstad /		
Cape Town:	212.55	n/a
Durban:	202.93	202.93

e Aflaaiikoste / Discharging costs (R/ton):  
Bron / Source: Mainport Africa Shipping

f Ingesluit: Kaagelde, hantering, kaaitoetsing, agente/dokumentasie, logistiek & opnames (inspeksie van skeepsvrag) /  
Included: Wharfage, handling, wharf supervision, agent/documentation, logistic & survey (inspection of shipload).  
Uitgesluit: Gesondheidsinspeksie-, skeepagentskapfooi, strooktoetsingsfooi vir GMO, opbergingskoste asook BTW en invoerbelasting /  
Excluded: Health inspection fee, Ship agency fee, strip testing fees for GMO, storage costs as well as VAT and import duty.  
*N.B: Slegs 'n aanduiding, aangesien koste van opname beding kan word / N.B: Indication only, as cost of survey can be negotiated.*

g Invoertarif / Import Tariff:  
Mielies/Maize = Vry / Free  
Sorghum = 3% op VAB / on FOB

h Neem asb. kennis van die verandering in Spoornet se standaard spoorvrag op 1 April 2019, na R517.52.  
Please note the change in Spoornet's standard railage cost on 1 April 2019 to R517.52.



9. IMPORT PARITY PRICES – WINTER CEREALS (b)(c)

9. INVOERPARITEITPRYSSE - WINTERGRANE (b)(c)

INVOERPARITEITPRYSSE VAN WINTERGRANE (BTW UITGESLT) SOOS OP			2019/11/26					IMPORT PARITY PRICES OF WINTER CEREALS (VAT EXCL) AS ON		
ITEM	Nota / Note	Koring/Wheat	Koring/Wheat	Koring/Wheat	Koring/Wheat	Koring/Wheat	Gars/Barley	Gars/Barley	ITEM	
		VSA/ USA Golf/Gulf	VSA/ USA PNW	Argentynse/ Argentine Up River	EU Duitsland/ Germany Hamburg B kwaliteit/ quality	Russies/ Russian Black Sea	Australiese/ Australian Fremantle	Franse/ French Rouen		
		HRW	DNS	Trigo Pan		12.50%	Mout/Malting	Mout/Malting		
		\$/t	\$/t	\$/t	\$/t	\$/t	\$/t	\$/t		
Internasionale VAB pryse	a	221.00	264.00	196.00	209.00	208.00	220.00	293.00	International FOB prices	
Vraggeld	b	28.00	28.00	21.00	23.00	29.00	22.00	24.00	Freight Rates	
Assuransie (0.3% van VAB)		0.66	0.79	0.59	0.63	0.62	0.66	0.88	Insurance (0.3% of FOB)	
1 KOSTE, ASSURANSIE EN VRAG (KAV) \$/T		249.66	292.79	217.59	232.63	237.62	242.66	317.88	1 COST, INSURANCE AND FREIGHT (CIF) \$/T	
<i>Omskakel na R/t</i>									<i>Converted to R/t</i>	
R/\$ Wisselkoers op: 2019/11/26	c	14.8174	14.8174	14.8174	14.8174	14.8174	14.8174	14.8174	R/\$ Exchange rate on: 2019/11/26	
2 KOSTE, ASSURANSIE EN VRAG (KAV) R/t		3699.31	4338.39	3224.12	3446.97	3520.91	3595.59	4710.16	2 COST, INSURANCE AND FREIGHT (CIF) R/t	
Finansieringskoste	d	30.41	35.66	26.50	28.33	28.94	29.55	38.71	Financing cost	
3 KOSTE, ASSURANSIE, VRAG EN FINANSIERING R/t		3729.72	4374.05	3250.62	3475.30	3549.85	3625.14	4748.87	3 COST, INSURANCE, FREIGHT AND FINANCING R/t	
Alfaaikoste	e, f								Discharging cost	
3.1 Kaapstad (Hoofsaaklik kaaihyskraan metode)		212.55	212.55	212.55	212.55	212.55	212.55	212.55	3.1 Cape Town (Mainly shore cranes method)	
3.2 Durban (Hoofsaaklik suig-in-silo metode)		202.93	202.93	202.93	202.93	202.93	202.93	202.93	3.2 Durban (Mainly suction into silo method)	
Invoertarif op koring	g	1008.60	1008.60	1008.60	1008.60	1008.60	0.00	0.00	Import Tariff on wheat	
4 VRY OP SPOOR (VOS) R/t									4 FREE ON RAIL (FOR) R/t	
4.1 Kaapstadhawe		4950.87	5595.20	4471.77	4696.45	4771.00	3837.69	4961.42	4.1 Cape Town Harbour	
4.2 Durbanhawe		4941.25	5585.58	4462.15	4686.83	4761.38	3828.07	4951.80	4.2 Durban Harbour	
Spoorvragkoste	h								Railage cost	
- Kaapstad na Paarl		134.04	134.04	134.04	134.04	134.04	n/a	n/a	- Cape Town to Paarl	
- Durban na Randfontein		517.52	517.52	517.52	517.52	517.52	517.52	517.52	- Durban to Randfontein	
5 GELEWER:									5 DELIVERED:	
- Kaapstad na Paarl R/ton		5084.91	5729.24	4605.81	4830.49	4905.04	n/a	n/a	- Cape Town to Paarl R/ton	
- Durban na Randfontein R/ton		5458.77	6103.10	4979.67	5204.35	5278.90	4345.59	5469.32	- Durban to Randfontein R/ton	

Notas/Notes:  
 a Bron van pryse en vraggeld : IGC GMI  
 Source of prices and freight rates: IGC GMI

2019/11/26

Termyn / Term	VAB/FOB US\$/ton	Vraggeld / Freight Rate:	US\$/ton	Gars/Barley = US\$ + 1
Des/Dec 2019	221.00	VSA/USA (Golf / Gulf)		28.00
Des/Dec 2019	264.00	Argentinië / Argentina (Upriver)		21.00
Nov 2019	196.00	EU (Rouen/Hamburg)		23.00
Nov 2019	209.00	Australië / Australia (Fremantle)		21.00
Des/Dec 2019	208.00	Rusland/Russia (Novorossiysk)		22.00
Des/Dec 2019	220.00			
Nov 2019	293.00	(1)		

b Vraggeld: bereken vir vragte van +/- 20 000 - 30 000t / Freight rates: calculated for freights of +/- 20 000 - 30 000t.  
 c Reserwebank / Reserve Bank  
 d Finansieringskoste: 30 000t @ KAV @ primakoers vir 30 dae. Bron/Source: SARB 10.00% 2019/07/19  
 Financing cost: 30 000t @ CIF @ prime rate for 30 days.

	Koring/Wheat:	Gars/Barley:
Kaapstad /	212.55	212.55
Durban:	202.93	202.93

f Ingesluit: Kaai, hantering, kaaitoetsing, agente/dokumentasie, logistiek & opnames (inspeksie van skeepsvrag).  
 Included: Wharfage, handling, wharf supervision, agent/documentation, logistic & survey (inspection of shipload).  
 Uitgesluit: Gesondheidsinspeksie-, skeepagentskapfoel, strooktoetsingsfoel vir GMO, opbergingskoste asook BTW en invoerbelasting.  
 Excluded: Health inspection fee, Ship agency fee, strip testing fees for GMO, storage costs as well as VAT and import duty.  
 N.B: Slegs 'n aanduiding, aangesien koste van opname beding kan word / N.B: Indication only, as cost of survey can be negotiated.

g Invoertarif / Import Tariff:  
 Koring/Wheat = R1008.60 p/ton  
 Gars/Barley = Vry/Free

h Neem asb. kennis van verandering in Spoornet se standaard spoorvrag op 1 April 2019 soos volg:  
 Kaapstad na Paarl R134.04 en Durban na Randfontein R517.52  
 Please note the change on 1 April 2019, in Spoornet's standard railrage cost as follows:  
 Cape Town to Paarl R134.04 and Durban to Randfontein R517.52

(1) Laaste prys ontvang op / Last price received on 2018-08-21

10. IMPORT PARITY PRICES – OIL SEEDS (b)(c)(f)(g)

10. INVOERPARITEITPRYSE - OLIESADE (b)(c)(f)(g)

INVOERPARITEITPRYSE VAN OLIESADE (BTW UITGESLT) SOOS OP											2019/11/26											IMPORT PARITY PRICES OF OIL SEEDS (VAT EXCL) AS ON										
ITEM	Nota/ Note	Sojabone/ Soybeans	Sojabone/ Soybeans	Sojabone/ Soybeans	Sonneblom/ Sunflower	Sonneblom/ Sunflower	Canola	Grondbone/ Groundnuts	Grondbone/ Groundnuts	ITEM																						
		VSA/ USA	Argentynse/ Argentine	Brazilië/ Brazil	EU Franse/ French	Swart See / Black Sea	Kanadese/ Canadian	Argentynse/ Argentine	VSA/ USA																							
		Golf/Gulf	Up River	Paranagua	Bordeaux		Vancouver	Raw Runners 40/50	Raw Runners 40/50																							
Internasionale VAB pryse	a	\$/t	\$/t	\$/t	\$/t		\$/t	\$/t	\$/t	International FOB prices																						
Vraggeld	b	350.00	351.00	361.00	364.00	365.00	366.00	1275.00	1372.00	Freight Rates																						
Assuransie (0.3% van VAB)		28.00	21.00	21.00	23.00	29.00	25.00	85.00	28.00	Insurance (0.3% of FOB)																						
1 KOSTE, ASSURANSIE EN VRAG (KAV) \$/T		1.05	1.05	1.08	1.09	1.10	1.10	3.83	4.12	1 COST, INSURANCE AND FREIGHT (CIF) \$/T																						
<i>Omskakel na R/t</i>		379.05	373.05	383.08	388.09	395.10	392.10	1363.83	1404.12	<i>Converted to R/t</i>																						
R/\$ Wisselkoers op: 2019/11/26	c	14.8174	14.8174	14.8174	14.8174	14.8174	14.8174	14.8174	14.8174	R/\$ Exchange rate on: 2019/11/26																						
2 KOSTE, ASSURANSIE EN VRAG (KAV) R/T		R/t	R/t	R/t	R/t		R/t	R/t	R/t	2 COST, INSURANCE AND FREIGHT (CIF) R/T																						
5616.54		5527.63	5676.25	5750.48	5854.35	5809.90	20208.41	20805.41																								
Finansieringskoste	d	46.16	45.43	46.65	47.26	48.12	47.75	166.10	171.00	Financing cost																						
3 KOSTE, ASSURANSIE, VRAG EN FINANSIERING R/T		5662.70	5573.06	5722.90	5797.74	5902.47	5857.65	20374.51	20976.41	3 COST, INSURANCE, FREIGHT AND FINANCING R/T																						
Aflaakoste: Durban	e, f	202.93	202.93	202.93	202.93	202.93	202.93	447.84	447.84	Discharging cost: Durban																						
Invoertarif:	g	414.89	416.07	427.93	0.00	0.00	542.32	1889.22	2032.95	Import Tariff:																						
4 VRY OP SPOOR (VOS) R/t: Durban		6280.52	6192.06	6353.76	6000.67	6105.40	6602.90	22711.57	23457.20	4 FREE ON RAIL (FOR) R/t: Durban																						
Spoorvragkoste	h									Railage cost																						
- Durban na Randfontein		517.52	517.52	517.52	517.52	517.52	517.52	-	-	- Durban to Randfontein																						
5 GELEWER:										5 DELIVERED:																						
- Durban na Randfontein R/ton		6798.04	6709.58	6871.28	6518.19	6622.92	7120.42	-	-	- Durban to Randfontein R/ton																						

Notas/Notes:

a Bron van pryse en vraggeld / Source of prices and freight rates : IGC (GMI), Geogalos Peanut World & Oilworld

2019/11/26

Termyn / Term	US\$/ton (VAB/FOB)	Vraggeld/Freight Rate:	US\$/ton	
Sojabone/Soybeans: VSA/USA (Golf/Gulf)	Des/Dec 2019	350.00	US Golf / Gulf	28.00
Sojabone/Soybeans: Argentinië/Argentina (Up River)	Nov 2019	351.00	Argentinië / Argentina	21.00
Sojabone/Soybeans: Brazilië/Brazil (Paranagua)	Des/Dec 2019	361.00	EEC (Bordeaux/Hamburg)	23.00
Sonneblom/Sunflower: EU Frankryk/France (Bordeaux)	Nov 2019	364.00	Kanada/Canada (St Lawrence)	25.00
Sonneblom/Sunflower: Swart See/Black Sea	Des/Dec 2019	365.00	Rusland / Russia (Novorossiysk)	29.00
Canola: Kanada/Canada (Vancouver)	Des/Dec 2019	366.00	Grondbone/Groundnuts (ARG)	85.00
Grondbone/Groundnuts: Argentinië/Argentina (Raw Runner 40/50)	Jan 2019	1275.00		
Grondbone/Groundnuts: VSA/USA (Runners 40/50)	Des/Dec 2019	1372.00		

b Vraggeld: bereken vir vragte van +/- 20 000 - 30 000t. / Freight rates: calculated for freights of +/- 20 000 - 30 000t.

c Reserwebank / Reservebank

d Finansieringskoste: 30 000t @ KAV @ primakoers vir 30 dae. Bron/Source: SARB 10.00% 2019/07/19

Financing cost: 30 000t @ CIF @ prime rate for 30 days.

e Aflaakoste / Discharging costs (R/ton):

	Sojabone/ Soybeans	Sonneblom/ Sunflower	Canola	Grondbone/ Groundnuts
Durban:	202.93	202.93	202.93	447.84

f Aflaakoste / Discharging fees:

Ingesluit: Kaaigelde, hantering, kaaitoetsing, agente/dokumentasie, logistiek & opnames (inspeksie van skeepsvrag) /

Included: Wharfage, handling, wharf supervision, agent/documentation, logistic & survey (inspection of shipload).

Uitgesluit: Gesondheidsinspeksie-, skeepagentskapfooi, strooktoetsingsfooi vir GMO, opbergingskoste asook BTW en invoerbelasting /

Excluded: Health inspection fee, Ship agency fee, strip testing fees for GMO, storage costs as well as VAT and import duty.

N.B: Slegs 'n aanduiding, aangesien koste van opname beding kan word / N.B: Indication only, as cost of survey can be negotiated.

g Invoertarif / Import Tariff:

Sojabone/Soybeans = 8% op VAB / on FOB

Sonneblom/Sunflower = Vry / Free

Canola = 10% op VAB / on FOB

Grondbone/Groundnuts = 10% op VAB / on FOB

h Neem asb. kennis van die verandering in Spoorwet se standaard spoorvrag op 1 April 2019, na R517.52

Please note the change on 1 April 2019 in Spoorwet's standard railage cost to R517.52

i Kwotasies is k.a.v. pryse. VAB pryse dus berekende pryse (kav minus vraggeld) / Quotes are c.i.f. prices. FOB prices are therefore calculated prices (cif minus freight rates).

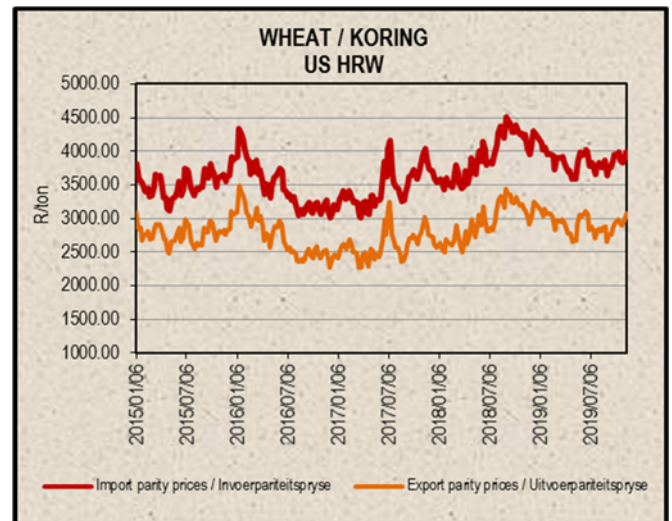
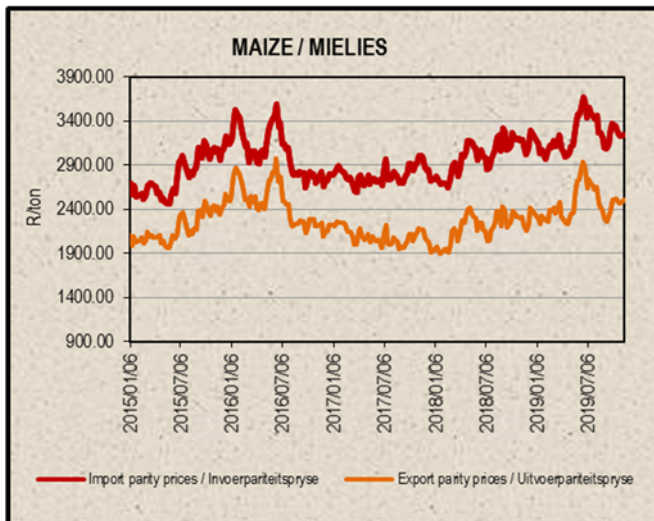
11. EXPORT PARITY PRICES (b)(c)

11. UITVOERPARITEITPRYSE (b)(c)

INDICATIVE EXPORT PARITY PRICES AS ON	2019/11/26			AANDUIDENDE UITVOERPARITEITSPRYSE SOOS OP	
This is <b>only an example</b> of how an export parity price can be calculated - it can vary according to need	US No3Y Maize/ Mielies Gulf/Golf (b) Dec/Des 2019	US HRW Wheat/Koring Gulf/Golf (b) Dec/Des 2019	US DNS 14% Wheat/Koring PNW (b) Dec/Des 2019	Argentine Raw Runner 40/50 Groundnuts/ Grondbone (f) Jan 2019	Hierdie is slegs 'n voorbeeld van hoe 'n uitvoerpariteitsprys bereken kan word - dit kan varieer volgens behoefte
FOB Gulf value (\$/t)	171.00	221.00	264.00	1275.00	VAB Golfwaarde (\$/t)
Difference in quality and locality of SA <sup>1</sup> Maize: Plus US\$10 (\$/t) Groundnuts: Less 3,5% of fob value	\$10.00			96,5%	<sup>1</sup> Kwaliteits- en liggingsverskil van SA Mielies: Plus VSA\$10 (\$/t) Grondbone: Min 3,5% van vab waarde
SA fob price (\$/t)	181.00	221.00	264.00	1230.38	SA vab prys (\$/t)
Exchange rate (1\$=: (2019/11/26) <sup>2</sup>	14.8174	14.8174	14.8174	14.8174	<sup>2</sup> Wisselkoers (1\$=: (2019/11/26)
FOB Gulf value (R/t)	2681.95	3274.65	3911.79	18231.03	VAB Golfwaarde (R/t)
<b>Marketing costs:</b>					<b>Bemerkings koste:</b>
Financing (Prime rate 10.00% - 30 days) (R/t)	22.04	26.91	32.15	149.84	Finansieringskoste (Primakoers 10.00% - 30 dae) (R/t)
Railage: <sup>3</sup> Randfontein – Durban harbour	517.52	517.52	517.52	-	<sup>3</sup> Spoorvrage: Randfontein – Durbanhawe
Loading costs: (R/t) <sup>4</sup> Durban Harbour (Mainly spout method)	207.60	213.20	213.20	552.71	<sup>4</sup> Oplaai-koste: (R/t) Durbanhawe (Hoofsaaklik tregter metode)
<b>EXPORT REALISATION (R/t):</b>					<b>UITVOER REALISASIE (R/t):</b>
<b>Randfontein</b>	<b>1934.79</b>	<b>2517.02</b>	<b>3148.92</b>	<b>17528.48</b>	<b>Randfontein</b>

<p><i>Difference in quality and locality of SA (As requested by the industry)</i></p> <p><i>As from 14 June 2012, the discount/rebate will no longer be used to calculate the export parity price on US HRW and a new calculation will be added for US DNS, also without the discount/rebate.</i></p> <p><i>Reserve Bank</i></p> <p><i>Railage costs:</i></p> <p><i>Please note that on 1 April 2019 Spoornet's standard railage cost has changed to R517.52.</i></p> <p><i>Loading costs, received from Mainport Africa Shipping:</i></p> <p><i>Included: Cargo dues, handling, wharf supervision, agency/documentation, logistics &amp; surveys (inspection of cargo).</i></p> <p><i>Excluded: Ship agent fees, health &amp; PPECB inspections, storage facility &amp; transport costs to storage facility, VAT &amp; duties.</i></p>	<p>1</p> <p>2</p> <p>3</p> <p>4</p>	<p><i>Kwaliteits- en liggingsverskil van SA (Soos deur die bedryf versoek)</i></p> <p><i>Vanaf 14 Junie 2012 sal die diskonto/premie nie meer gebruik word by die berekening van die uitvoerpariteitsprys van US HRW nie en 'n nuwe berekening word nou vir US DNS gedoen, ook sonder diskonto/premie.</i></p> <p><i>Reserwebank</i></p> <p><i>Spoorvrage koste:</i></p> <p><i>Neem asb. kennis dat Spoornet se standaard spoorvrage op 1 April 2019 verander het na R517.52.</i></p> <p><i>Oplaai-koste, ontvang van Mainport Africa Shipping:</i></p> <p><i>Ingesluit: Kaaigelde, hantering, kaaitoesig, agente/dokumentasie, logistiek &amp; opnames (inspeksie van skeepsvrage)</i></p> <p><i>Uitgesluit: Skeepsvrag-agentskaps-, inspeksie-, opbergings- en vervoerkoste na opbergingsfasiliteit, BTW &amp; invoerbelasting.</i></p>
---	-------------------------------------	---



## 12. WEATHER

For local weather, please follow the link below:

<https://www.accuweather.com/en/za/south-africa-weather>

## 12. WEER

Vir plaaslike weer, volg asseblief die onderstaande skakel:

<https://www.accuweather.com/en/za/south-africa-weather>

### *Sources / Bronne:*

*(a) = Safex; (b) = International Grains Council; (c) = SAGIS;*

*(d) = CBOT; (e) = KCBT; (f) = Oil World; (g) = Georgalos Peanut World.*

*\* Formula according to ITAC (International Trade Administration Commission of South Africa)/  
Formule volgens ITAC (International Trade Administration Commission of South Africa)*

*SAGIS*

Nico Hawkins

General Manager / Hoofbestuurder

**Indemnity/Vrywaring:** Although everything has been done to ensure the accuracy of the information, neither SAGIS nor any of its directors or employees takes any responsibility for actions or losses that might occur as a result of the usage of this information. / Alhoewel alles gedoen is om te verseker dat die inligting korrek is, aanvaar nie SAGIS of enige van sy direkteure of werknemers verantwoordelikheid vir enige aksies of verliese as gevolg van die inligting wat gebruik is nie.