

SAGIS WEEKLY BULLETIN / SAGIS WEEKLIKSE BULLETIN

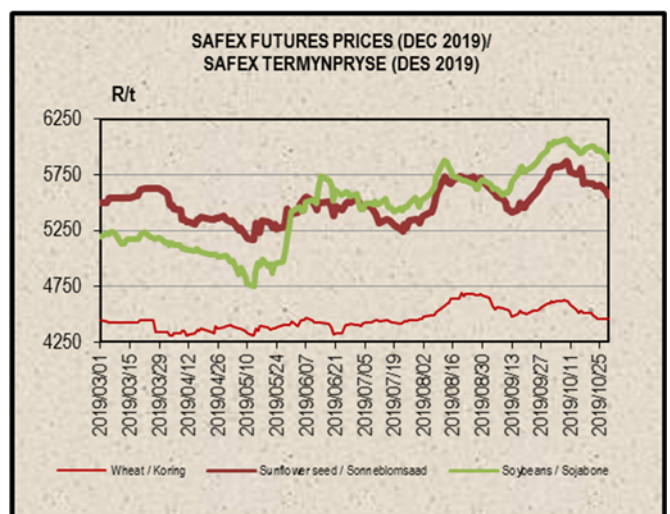
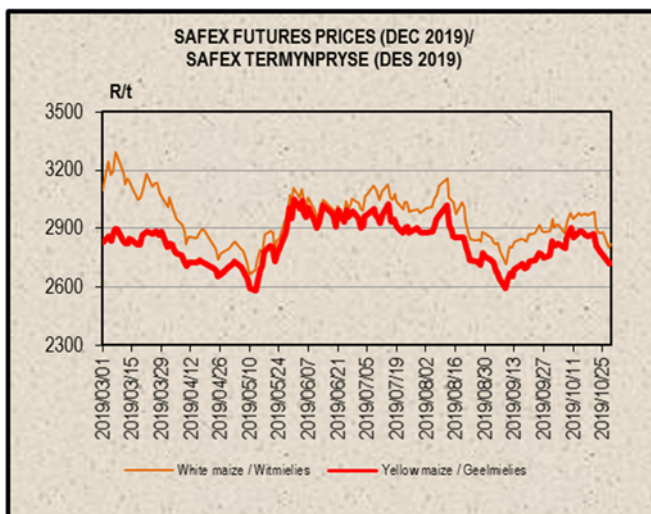
Please note that as from Thursday 7 March 2019, numbers 1, 2 & 4 in this bulletin will be hyperlinked with the relevant pages on our website / Neem asseblief kennis dat vanaf Donderdag 7 Maart 2019, sal nommers 1, 2 & 4 in hierdie bulletin geskakel wees met die relevante bladsye op ons webwerf.

1. PRODUCER DELIVERIES:	1. PRODUSENTELEWERINGS:
http://www.sagis.org.za/weekly_prod_deliveries.html	
2. IMPORTS, EXPORTS & MAIZE INTENTIONS:	2. INVOERE, UITVOERE & MIELIE INTENSIES:
http://www.sagis.org.za/weekly_imp-exp.html	

3. DOMESTIC PRICES PER SAFEX (R/t)(a)

3. PLAASLIKE PRYSE VOLGENS SAFEX (R/t)(a)

Commodity	Future Prices / Termynpryse (2019/10/29) R/ton					Kommoditeit
	Nov-19	Dec-19	Mar-20	May-20	Jul-20	
White maize	2802.00	2816.00	2841.00	2694.00	2709.00	Witmielies
Yellow maize	2715.00	2723.00	2728.00	2618.00	2622.00	Geelmielies
Wheat	4406.00	4453.00	4548.00	4623.00	4674.00	Koring
Sunflower	5543.00	5556.00	5587.00	5480.00	5538.00	Sonneblom
Soybeans	5870.00	5892.00	5882.00	5750.00	5830.00	Sojabone
Sorghum	N/A	3400.00	3469.00	N/A	N/A	Sorghum



Directors/Direkteure:

Boshoff JDW (Mr/Mnr), Briedenhann E (Dr), Make BB (Mr/Mnr), Mohane HT (Mr/Mnr), Nebe AAA (Mr/Mnr), Ngejane Z (Mr/Mnr), Purchase JL (Dr) Chairperson/Voorsitter, Purnell M (Ms/Me) (Vice-Chairperson /Onder Voorsitter)
Groothof WJ (Mr/Mnr), Penny GR (Mr/Mnr), Schoonwinkel BC (Mr/Mnr), Van der Merwe JM (Ms/Me)
Hawkins NJ (Mr/Mnr)

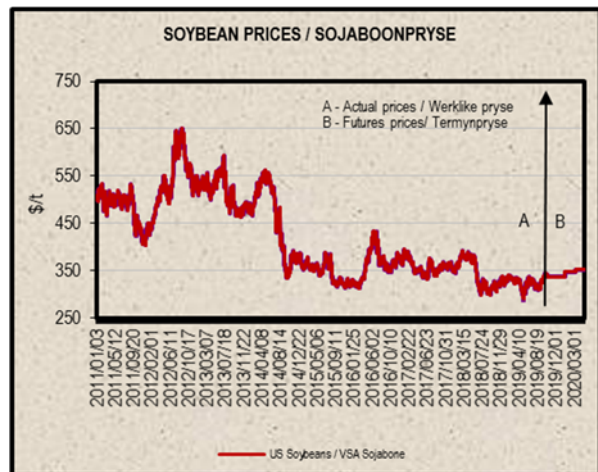
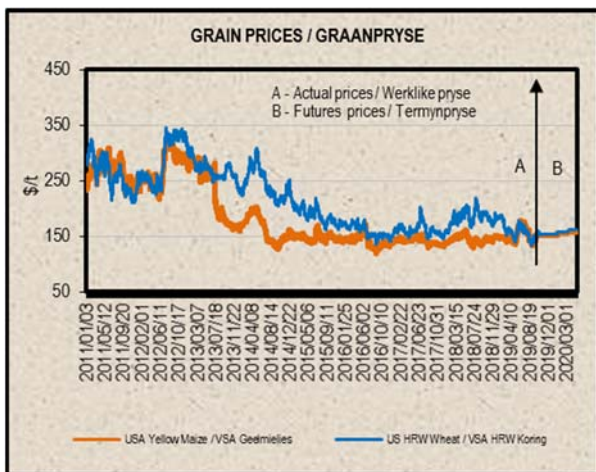
Alternate Directors/Alternatiewe Direkteure:
General Manager/Hoofbestuurder:

http://www.sagis.org.za/import_tariffs.html

5. PRICES – INTERNATIONAL (US\$/t)

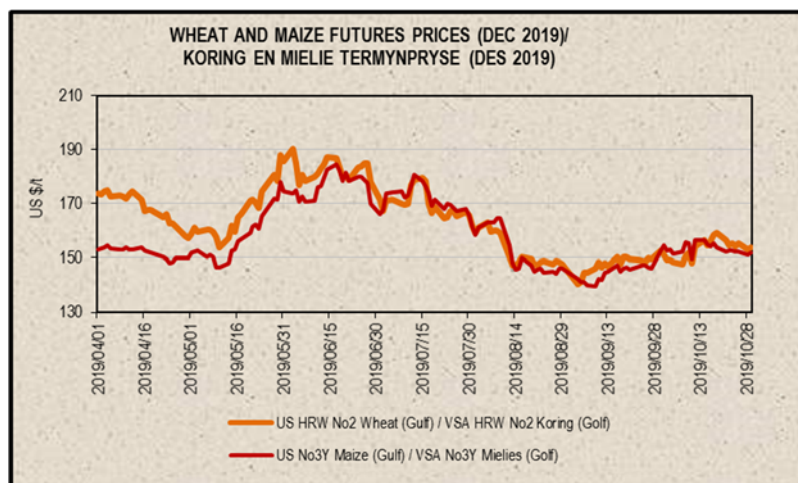
5. PRYSE - INTERNASIONAAL (VSA\$/t)

FOB (US\$/t)	Export Quotations/ Uitvoerkwotasie (b)(f)(g)				VAB (VSA\$/t)
	2019/10/29	2019/10/22	2019/10/15	2019/10/08	
US No 2 HRW Wheat (Gulf)	215.00	214.00	215.00	210.00	VSA No 2 HRW Koring (Golf)
US DNS Wheat 14% PNW	272.00	275.00	279.00	277.00	VSADNS Koring 14% PNW
Argentine Wheat (Up River)	228.00	230.00	228.00	228.00	Argentynse Koring (Up River)
EC (France) Wheat (grade 1)	201.00	202.00	198.00	194.00	EU (Frankryk) Koring (graad 1)
EC (Germany) B Quality Wheat	206.00	205.00	201.00	197.00	EU (Duitsland) B Kwaliteit Koring
Russia Milling 12.5%	210.00	209.00	201.00	195.00	Swart See Maalkoring
US No 3Y Maize (Gulf)	175.00	174.00	173.00	171.00	VSA No3Y Mielies (Golf)
Argentine Maize (Up River)	161.00	155.00	155.00	155.00	Argentynse Mielies (Up River)
US Sorghum (Gulf)	184.00	184.00	186.00	185.00	VSA Sorghum (Golf)
Argentine Sorghum (Up River)	148.00	148.00	148.00	148.00	Argentynse Sorghum (Up River)
US Soybeans (Gulf)	360.00	363.00	360.00	353.00	VSA Sojabone (Gulf)
Argentine Soybeans (Up River)	355.00	355.00	354.00	352.00	Argentynse Sojabone (Up River)
Canadian Canola	374.00	368.00	372.00	372.00	Kanadese Canola
Argentine Groundnuts Runners 40/50	1185.00	1185.00	1185.00	1195.00	Argentynse Grondbone 40/50 Runners
US Groundnuts Runners 40/50 shelled	1319.00	1318.00	1316.00	1291.00	VSA Grondbone 40/50 Runners uitgedop
Australian Malting Barley (Commander Malt)	226.00	226.00	233.00	240.00	Australiese Moutgars (Commander Mout)



Futures prices (US\$/t) / Termynpryse (VSA\$/t) (d)(e) (2019/10/29)

Commodity	Dec-19	Mar-20	May-20	Jul-20	Sep-20	Dec-20	Kommoditeit
US No3 Yellow maize	152.04	155.90	158.50	160.86	158.42	159.91	VSA No3 Geelmielies
US No2 HRW wheat	153.95	158.51	161.89	165.20	168.87	173.94	VSA No2 HRW koring
US Soybeans	n/a	347.67	351.86	355.75	356.05	n/a	VSA Sojabone



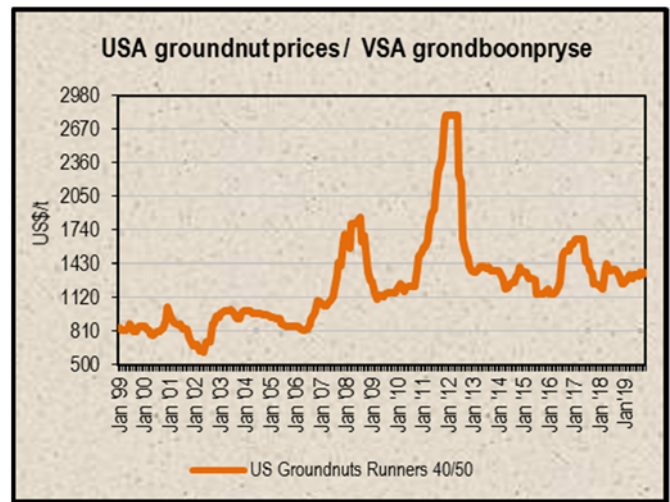
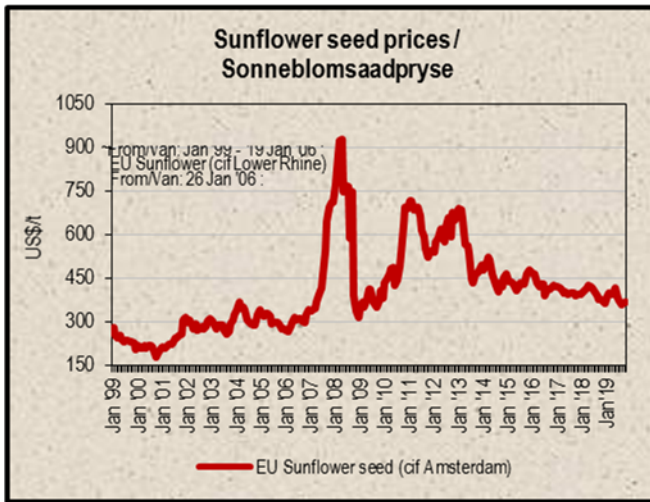
6. LOWEST REPRESENTATIVE ASKING PRICES
(US\$/t) (f)(g) (Prices of previous week)

6. LAAGSTE VERTEENWOORDIGENDE PRYSE GEVRA
(Pryse van vorige week) (VSA\$/t) (f)(g)

US\$/t	2019/10/24	2019/10/17	Change/ Verandering	VSA\$/t
Soybeans, USA, c.i.f. Rotterdam	390	390	0.0%	Sojabone, VSA, k.a.v. Rotterdam
Groundnuts, USA Runners 40/50*	1350	1350	0.0%	Grondbone, VSA Runners 40/50*
Groundnuts, Argentine Runners 40/50*	1270	1270	0.0%	Grondbone, Argentynse Runners 40/50*
Groundnut-oil, c.i.f. Rotterdam	1365	1350	1.1%	Grondboon-olie, k.a.v. Rotterdam
Sunflower seed, EU c.i.f. Amsterdam	368	365	0.8%	Sonneblomsaad, EU k.a.v. Amsterdam
Sunflower seed, fob Black Sea	340	335	1.5%	Sonneblomsaad, Swart See
Sunflower-oil, EU (fob) N.W. Europe	735	730	0.7%	Sonneblom-olie, EU (vab) N.W. Eur.
Rapeseed, Europe, 00, c.i.f. Hamburg	425	427	-0.5%	Raapsaad, Europa, 00, k.a.v. Hamburg

* Shelled, c.i.f. Rotterdam

* Uitgedop k a v Rotterdam



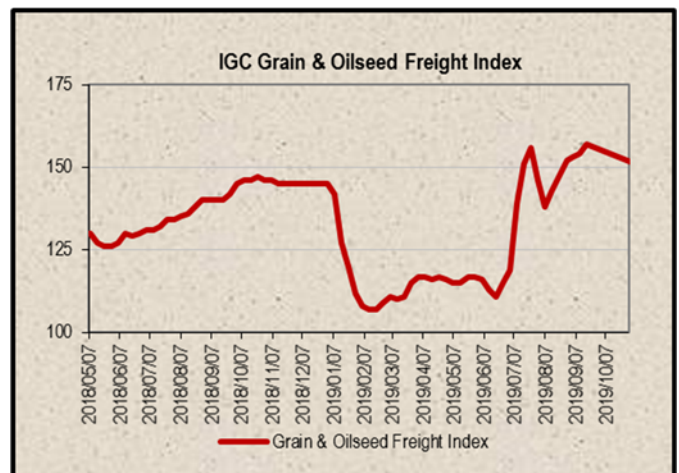
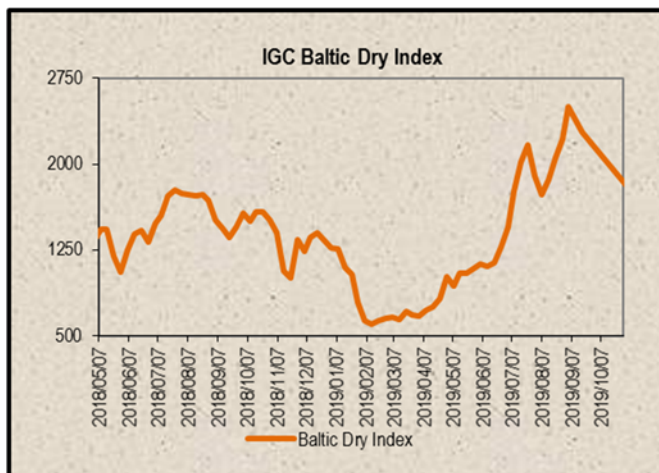
7. IGC FREIGHT INDICES (b)

7. IGC VRAG INDEKSE (b)

IGC FREIGHT INDICES / IGC VRAG INDEKSE							
	2019/09/24	2019/10/01	2019/10/08	2019/10/15	2019/10/22	2019/10/29	
Grain & Oilseeds Freight Index*	152	141	137	139	130	126	Graan & Oliesade Vrag Indeks*
Baltic Dry Index	2116	1823	1801	1898	1806	1802	Baltiese Droë Indeks

* IGC's new Grain & Oilseeds Freight Index (GOFI) represents 68 major grain routes, compared to 15 routes covered previously. Similar to the previous index, the GOFI will be calculated on a weekly basis, with the first week of January 2013 taken as its base of 100.

* IGC se nuwe Graan & Oliesade Vrag Indeks (GOVI) verteenwoordig 68 hoof graanroetes, teenoor 15 roetes wat voorheen gedek is. Soortgelyk aan die vorige indeks, sal die GOVI weekliks bereken word met die eerste week van Januarie 2013 geneem as basis van 100.



8. IMPORT PARITY PRICES – SUMMER GRAINS (b)(c)

8. INVOERPARITEITPRYSE - SOMERGRANE (b)(c)

INVOERPARITEITPRYSE VAN SOMERGRANE (BTW UITGESLT) SOOS OP			2019/10/29		IMPORT PARITY PRICES OF SUMMER GRAINS (VAT EXCL) AS ON		
ITEM	Nota/ Note	Mielies/Maize	Mielies/Maize	Sorghum	Sorghum	Sorghum	ITEM
		VSA/ USA Golf/Gulf (no.3Y) \$/t	Argentynse/ Argentina Up River \$/t	VSA/ USA Golf/Gulf \$/t	Argentynse/ Argentina Up River \$/t	Australiese/ Australian Brisbane \$/t	
Internasionale VAB pryse	a	175.00	161.00	184.00	148.00	295.00	International FOB prices
Vruggeld	b	31.00	26.00	31.00	26.00	25.00	Freight Rates
Assuransie (0.3% van VAB)		0.53	0.48	0.55	0.44	0.89	Insurance (0.3% of FOB)
1 KOSTE, ASSURANSIE EN VRAG (KAV) \$/T		206.53	187.48	215.55	174.44	320.89	1 COST, INSURANCE AND FREIGHT (CIF) \$/T
<i>Omskakel na R/t</i>							<i>Converted to R/t</i>
R/\$ Wisselkoers op: 2019/10/29	c	14.5509	14.5509	14.5509	14.5509	14.5509	R/\$ Exchange rate on: 2019/10/29
2 KOSTE, ASSURANSIE EN VRAG (KAV) R/t		3005.20	2728.00	3136.45	2538.26	4669.24	2 COST, INSURANCE AND FREIGHT (CIF) R/t
Finansieringskoste	d	24.70	22.42	25.78	20.86	38.38	Financing cost
3 KOSTE, ASSURANSIE, VRAG EN FINANSIERING R/t		3029.90	2750.42	3162.23	2559.12	4707.62	3 COST, INSURANCE, FREIGHT AND FINANCING R/t
Aflaaiikoste:	e, f						Discharging cost:
- Kaapstad		212.55	212.55	n/a	n/a	n/a	- Cape Town
- Durban		202.93	202.93	202.93	202.93	202.93	- Durban
Invoertarif	g	0.00	0.00	80.32	64.61	128.78	Import T ariff
4 VRY OP SPOOR (VOS) R/t							4 FREE ON RAIL (FOR) R/t
- Kaapstad		3242.45	2962.97	n/a	n/a	n/a	- Cape Town
- Durban		3232.83	2953.35	3242.55	2623.73	4836.40	- Durban
Spoorvragkoste	h						Railage cost
- Durban na Randfontein		517.52	517.52	517.52	517.52	517.52	- Durban to Randfontein
5 GELEWER:							5 DELIVERED:
- Durban na Randfontein R/ton		3750.35	3470.87	3760.07	3141.25	5353.92	- Durban to Randfontein R/ton

Notas/Notes:

a Bron van pryse en vruggeld : IGC GMI
Source of prices and freight rates: IGC GMI

2019/10/29

Termyn / Term	US\$/bn (VAB/FOB)	Vruggeld/Freight Rate:	US\$/bn
Mielies/Maize: VSA/USA (Golf/Gulf No.3Y)	Nov 2019 175.00	US Golf / Gulf	31.00
Mielies/Maize: Argentinië/Argentina (Up River)	Ok/Ok 2019 161.00	Argentinië / Argentina	26.00
Sorghum: VSA/USA (Golf / Gulf Milo)	Nov 2019 184.00	Australië/Australia (Fremantle)	25.00
Sorghum: Argentinië/Argentina (Up River)	Ok/Ok 2019 148.00		
Sorghum: Australië/Australia (Brisbane)	Ok/Ok 2019 295.00		

b Vruggeld: bereken vir vrage van +/- 20 000 - 30 000t / Freight rates: calculated for freights of +/- 20 000 - 30 000t

c Reserwebank / Reserve Bank

d Finansieringskoste: 30 000t @ KAV @ primakoers vir 30 dae. Bron/Source: SARB 10.00% 2019/07/19
Financing cost: 30 000t @ CIF @ prime rate for 30 days.

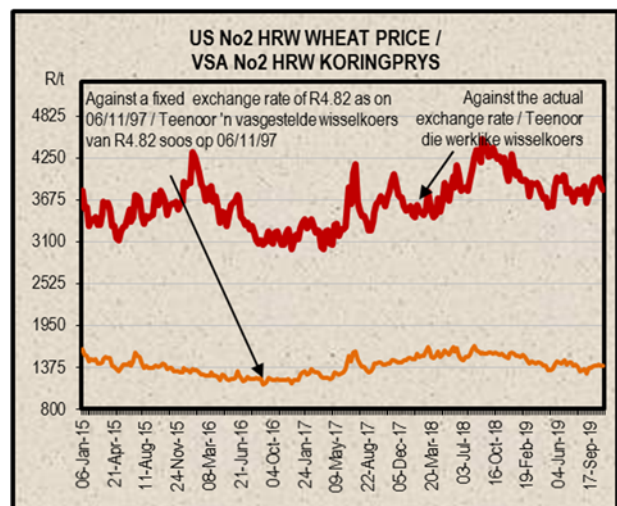
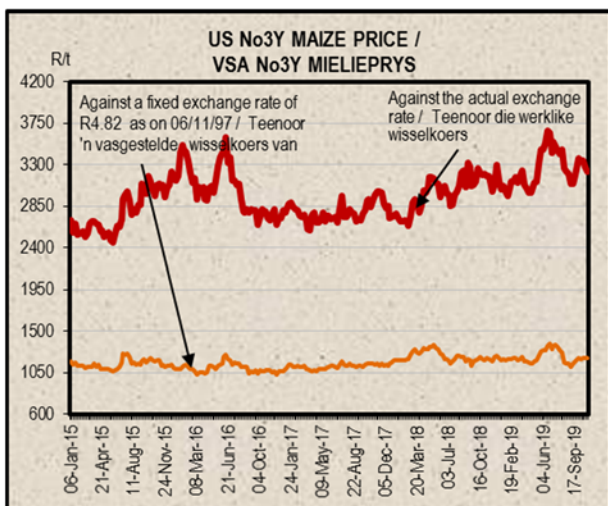
	Mielies/Maize:	Sorghum
Kaapstad / Cape Town:	212.55	n/a
Durban:	202.93	202.93

e Aflaaiikoste / Discharging costs (R/ton):
Bron / Source: Mainport Africa Shipping

f Ingesluit: Kaai gelde, hantering, kaaitoetsing, agente/dokumentasie, logistiek & opnames (inspeksie van skeepsvrag) / Included: Wharfage, handling, wharf supervision, agent/documentation, logistic & survey (inspection of shipload).
Uitgesluit: Gesondheidsinspeksie-, skeepagentskapfooi, strooktoetsingsfooi vir GMO, opbergingskoste asook BTW en invoerbelasting / Excluded: Health inspection fee, Ship agency fee, strip testing fees for GMO, storage costs as well as VAT and import duty.
N.B: Slegs 'n aanduiding, aangesien koste van opname beding kan word / N.B: Indication only, as cost of survey can be negotiated.

g Invoertarif / Import Tariff.
Mielies/Maize = Vry / Free
Sorghum = 3% op VAB / on FOB

h Neem asb. kennis van die verandering in Spoornet se standaard spoorvrag op 1 April 2019, na R517.52.
Please note the change in Spoornet's standard railage cost on 1 April 2019 to R517.52.



9. IMPORT PARITY PRICES – WINTER CEREALS (b)(c)

9. INVOERPARITEITPRYSSE - WINTERGRANE (b)(c)

INVOERPARITEITPRYSSE VAN WINTERGRANE (BTW UITGESLT) SOOS OP		2019/10/29					IMPORT PARITY PRICES OF WINTER CEREALS (VAT EXCL) AS ON		
ITEM	Nota / Note	Koring/Wheat	Koring/Wheat	Koring/Wheat	Koring/Wheat	Koring/Wheat	Gars/Barley	Gars/Barley	ITEM
		VSA/ USA Golf/Gulf HRW \$/t	VSA/ USA PNW DNS \$/t	Argentynse/ Argentine Up River Trigo Pan \$/t	EU Duitsland/ Germany Hamburg B kwaliteit/ quality \$/t	Russies/ Russian Black Sea 12.50% \$/t	Australiese/ Australian Fremantle Mout/Malting \$/t	Franse/ French Rouen Mout/Malting \$/t	
Internasionale VAB pryse Vraggeld Assuransie (0.3% van VAB)	a	215.00	272.00	228.00	206.00	210.00	226.00	293.00	International FOB prices
1 KOSTE, ASSURANSIE EN VRAG (KAV) \$/T <i>Omskakel na R/t</i>	b	31.00	31.00	26.00	26.00	33.00	26.00	27.00	Freight Rates
R/\$ Wisselkoers op: 2019/10/29	c	0.65	0.82	0.68	0.62	0.63	0.68	0.88	Insurance (0.3% of FOB)
2 KOSTE, ASSURANSIE EN VRAG (KAV) R/t		246.65	303.82	254.68	232.62	243.63	252.68	320.88	1 COST, INSURANCE AND FREIGHT (CIF) \$/T <i>Converted to R/t</i>
Finansieringskoste	d	14.5509	14.5509	14.5509	14.5509	14.5509	14.5509	14.5509	R/\$ Exchange rate on: 2019/10/29
3 KOSTE, ASSURANSIE, VRAG EN FINANSIERING R/t	e, f	3588.98	4420.85	3705.82	3384.83	3545.04	3676.72	4669.09	2 COST, INSURANCE AND FREIGHT (CIF) R/t
Aflaai-koste		29.50	36.34	30.46	27.82	29.14	30.22	38.38	Financing cost
3.1 Kaapstad (Hoofsaaklik kaaihyskraan metode)		3618.48	4457.19	3736.28	3412.65	3574.18	3706.94	4707.47	3 COST, INSURANCE, FREIGHT AND FINANCING R/t
3.2 Durban (Hoofsaaklik suig-in-silo metode)		212.55	212.55	212.55	212.55	212.55	212.55	212.55	Discharging cost
Invoertarif op koring	g	202.93	202.93	202.93	202.93	202.93	202.93	202.93	3.1 Cape Town (Mainly shore cranes method)
4 VRY OP SPOOR (VOS) R/t		1008.60	1008.60	1008.60	1008.60	1008.60	0.00	0.00	3.2 Durban (Mainly suction into silo method)
4.1 Kaapstadhawe		4839.63	5678.34	4957.43	4633.80	4795.33	3919.49	4920.02	Import Tariff on wheat
4.2 Durbanhawe		4830.01	5668.72	4947.81	4624.18	4785.71	3909.87	4910.40	4 FREE ON RAIL (FOR) R/t
Spoorvragkoste	h	134.04	134.04	134.04	134.04	134.04	n/a	n/a	4.1 Cape Town Harbour
- Kaapstad na Paarl		517.52	517.52	517.52	517.52	517.52	517.52	517.52	4.2 Durban Harbour
- Durban na Randfontein									Railage cost
5 GELEWER:		4973.67	5812.38	5091.47	4767.84	4929.37	n/a	n/a	- Cape Town to Paarl R/ton
- Kaapstad na Paarl R/ton		5347.53	6186.24	5465.33	5141.70	5303.23	4427.39	5427.92	- Durban to Randfontein R/ton
- Durban na Randfontein R/ton									

Notas/Notes:
a Bron van pryse en vraggeld : IGC GMI
Source of prices and freight rates: IGC GMI

Termyne / Term	VAB/FOB US\$/ton	Vraggeld / Freight Rate:	Gars/Barley = US\$ + 1
Nov 2019	215.00	VSA/USA (Golf/ Gulf)	31.00
Nov 2019	272.00	Argentinië / Argentina (Upriver)	26.00
Ok/Oct 2019	228.00	EU (Rouen/Hamburg)	26.00
Ok/Oct 2019	206.00	Australië / Australia (Fremantle)	25.00
Nov 2019	210.00	Rusland/Russia (Novorossiysk)	33.00
Ok/Oct 2019	226.00		
Ok/Oct 2019	293.00	(1)	

b Vraggeld: bereken vir vragte van +/- 20 000 - 30 000t. / Freight rates: calculated for freights of +/- 20 000 - 30 000t.
c Reserwebank / Reserve Bank
d Finansieringskoste: 30 000t @ KAV @ primakoers vir 30 dae. Bron/Source: SARB 10.00% 2019/07/19
Financing cost: 30 000t @ CIF @ prime rate for 30 days.

	Koring/Wheat:	Gars/Barley:
Kaapstad /	212.55	212.55
Durban:	202.93	202.93

f Ingesluit: Kaaihelde, hantering, kaaitoetsing, agente/dokumentasie, logistiek & opnames (inspeksie van skeepsvrag).
Included: Wharfage, handling, wharf supervision, agent/documentation, logistic & survey (inspection of shipload).
Uitgesluit: Gesondheidsinspeksie-, skeepagentskapfooi, strooktoetsingsfooi vir GMO, opbergingskoste asook BTW en invoerbelasting.
Excluded: Health inspection fee, Ship agency fee, strip testing fees for GMO, storage costs as well as VAT and import duty.
N.B: Slegs 'n aanduiding, aangesien koste van opname beding kan word / N.B: Indication only, as cost of survey can be negotiated.

g Invoertarif / Import Tariff:
Koring/Wheat = R1008.60 p/ton
Gars/Barley = Vry/Free
h Neem asb. kennis van verandering in Spoornet se standaard spoorvrag op 1 April 2019 soos volg:
Kaapstad na Paarl R134.04 en Durban na Randfontein R517.52
Please note the change on 1 April 2019, in Spoornet's standard railage cost as follows:
Cape Town to Paarl R134.04 and Durban to Randfontein R517.52

(1) Laaste prys ontvang op / Last price received on 2018-08-21

10. IMPORT PARITY PRICES – OIL SEEDS (b)(c)(f)(g)

10. INVOERPARITEITPRYSE - OLIESADE (b)(c)(f)(g)

INVOERPARITEITPRYSE VAN OLIESADE (BTW UITGESLT) SOOS OP		2019/10/29								IMPORT PARITY PRICES OF OIL SEEDS (VAT EXCL) AS ON	
ITEM	Nota/ Note	Sojabone/ Soybeans	Sojabone/ Soybeans	Sojabone/ Soybeans	Sonneblom/ Sunflower	Sonneblom/ Sunflower	Canola	Grondbone/ Groundnuts	Grondbone/ Groundnuts	ITEM	
		VSA/ USA Golf/Gulf	Argentynse/ Argentine Up River	Brazilië/ Brazil Paranagua	EU Franse/ French Bordeaux	Swart See / Black Sea	Kanadese/ Canadian Vancouver	Argentynse/ Argentine Raw Runners 40/50	VSA/ USA Raw Runners 40/50		
Internasionale VAB pryse	a	\$/t 360.00	\$/t 355.00	\$/t 375.00	\$/t 362.00	340.00	374.00	1185.00	1319.00	International FOB prices	
Vraggeld	b	31.00	26.00	26.00	26.00	33.00	30.00	85.00	31.00	Freight Rates	
Assuransie (0.3% van VAB)		1.08	1.07	1.13	1.09	1.02	1.12	3.56	3.96	Insurance (0.3% of FOB)	
1 KOSTE, ASSURANSIE EN VRAG (KAV) \$/T		392.08	382.07	402.13	389.09	374.02	405.12	1273.56	1353.96	1 COST, INSURANCE AND FREIGHT (CIF) \$/T	
<i>Omskakel na R/t</i>										<i>Converted to R/t</i>	
R/\$ Wisselkoers op: 2019/10/29	c	14.5509	14.5509	14.5509	14.5509	14.5509	14.5509	14.5509	14.5509	R/\$ Exchange rate on: 2019/10/29	
2 KOSTE, ASSURANSIE EN VRAG (KAV) R/t		R/t 5705.12	R/t 5559.46	R/t 5851.35	R/t 5661.61	5442.33	5894.86	18531.44	19701.34	2 COST, INSURANCE AND FREIGHT (CIF) R/t	
Finansieringskoste	d	46.89	45.69	48.09	46.53	44.73	48.45	152.31	161.93	Financing cost	
3 KOSTE, ASSURANSIE, VRAG EN FINANSIERING R/t		5752.01	5605.15	5899.44	5708.14	5487.06	5943.31	18683.75	19863.27	3 COST, INSURANCE, FREIGHT AND FINANCING R/t	
Aflaaikoste: Durban	e, f	202.93	202.93	202.93	202.93	202.93	202.93	447.84	447.84	Discharging cost: Durban	
Invoertarif:	g	419.07	413.25	436.53	0.00	0.00	544.20	1724.28	1919.26	Import Tariff:	
4 VRY OP SPOOR (VOS) R/t Durban		6374.01	6221.33	6538.90	5911.07	5689.99	6690.44	20855.87	22230.37	4 FREE ON RAIL (FOR) R/t Durban	
Spoorvragkoste	h									Railage cost	
- Durban na Randfontein		517.52	517.52	517.52	517.52	517.52	517.52	-	-	- Durban to Randfontein	
5 GELEWER:										5 DELIVERED:	
- Durban na Randfontein R/ton		6891.53	6738.85	7056.42	6428.59	6207.51	7207.96	-	-	- Durban to Randfontein R/ton	

Notas/Notes:

a Bron van pryse en vraggeld / Source of prices and freight rates : IGC (GMI), Geogaloo Peanut World & Oilworld

2019/10/29

Termyn / Term	US\$/ton (VAB/FOB)	Vraggeld/Freight Rate:	US\$/ton
Sojabone/Soybeans: VSA/USA (Golf/Gulf)	Nov 2019 360.00	US Golf / Gulf	31.00
Sojabone/Soybeans: Argentinië/Argentina (Up River)	Ok/Oct 2019 355.00	Argentinië / Argentina	26.00
Sojabone/Soybeans: Brazilië/Brazil (Paranagua)	Nov 2019 375.00	EEC (Bordeaux/Hamburg)	26.00
Sonneblom/Sunflower: EU Frankryk/France (Bordeaux)	Ok/Oct 2019 362.00	Kanada/Canada (St Lawrence)	30.00
Sonneblom/Sunflower: Swart See/Black Sea	Nov 2019 340.00	Rusland / Russia (Novorossiysk)	33.00
Canola: Kanada/Canada (Vancouver)	Ok/Oct 2019 374.00	Grondbone/Groundnuts (ARG)	85.00
Grondbone/Groundnuts: Argentinië/Argentina (Raw Runner 40/50)	Des/Dec 2019 1185.00		
Grondbone/Groundnuts: VSA/USA (Runners 40/50)	Des/Dec 2019 1319.00		

b Vraggeld: bereken vir vragte van +/- 20 000 - 30 000t. / Freight rates: calculated for freights of +/- 20 000 - 30 000t.

c Reserwebank / Reservebank

d Finansieringskoste: 30 000t @ KAV @ primakoers vir 30 dae. Bron/Source: SARB 10.00% 2019/07/19

Financing cost: 30 000t @ CIF @ prime rate for 30 days.

e Aflaaikoste / Discharging costs (R/ton):

	Sojabone/ Soybeans	Sonneblom/ Sunflower	Canola	Grondbone/ Groundnuts
Bron / Source: Mainport Africa Shipping	202.93	202.93	202.93	447.84

f Aflaaikoste / Discharging fees:

Ingesluit: Kaaigelde, hantering, kaaitoetsing, agente/dokumentasie, logistiek & opnames (inspeksie van skeepsvrag) /

Included: Wharfage, handling, wharf supervision, agent/documentation, logistic & survey (inspection of shipload).

Uitgesluit: Gesondheidsinspeksie-, skeepagentskapfooi, strooktoetsingsfooi vir GMO, opbergingskoste asook BTW en invoerbelasting /

Excluded: Health inspection fee, Ship agency fee, strip testing fees for GMO, storage costs as well as VAT and import duty.

N.B: Slegs 'n aanduiding, aangesien koste van opname beding kan word / N.B: Indication only, as cost of survey can be negotiated.

g Invoertarif / Import Tariff:

Sojabone/Soybeans = 8% op VAB / on FOB

Sonneblom/Sunflower = Vry / Free

Canola = 10% op VAB / on FOB

Grondbone/Groundnuts = 10% op VAB / on FOB

h Neem asb. kennis van die verandering in Spoorwet se standaard spoorvrag op 1 April 2019, na R517.52

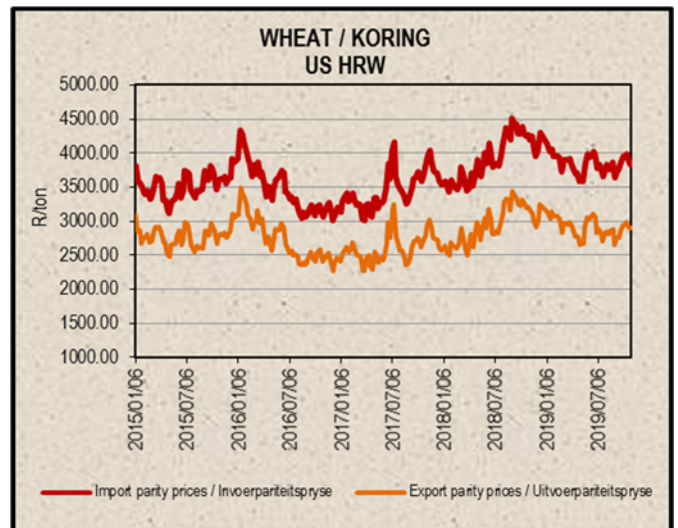
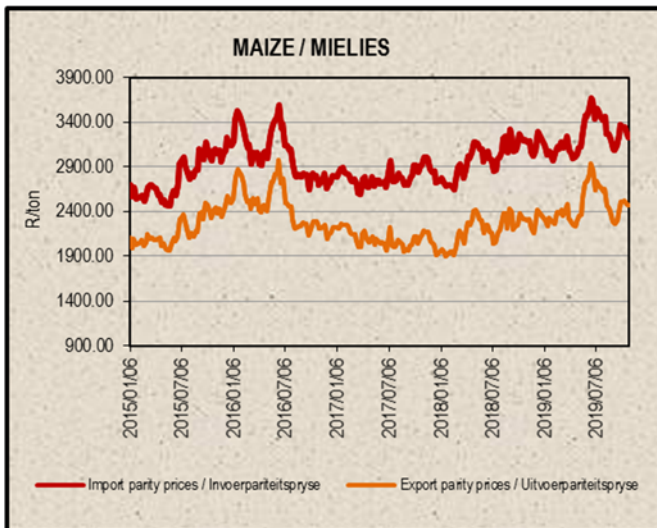
Please note the change on 1 April 2019 in Spoorwet's standard railage cost to R517.52

i Kwotasies is k.a.v. pryse. VAB pryse dus berekende pryse (kav minus vraggeld) / Quotes are c.i.f. prices. FOB prices are therefore calculated prices (cif minus freight rates).

11. EXPORT PARITY PRICES (b)(c)

11. UITVOERPARITEITPRYSE (b)(c)

INDICATIVE EXPORT PARITY PRICES AS ON	2019/10/29				AANDUIDENDE UITVOERPARITEITSPRYSE SOOS OP
This is only an example of how an export parity price can be calculated - it can vary according to need	US No3Y Maize/ Mielies Gulf/Golf (b) Nov 2019	US HRW Wheat/Koring Gulf/Golf (b) Nov 2019	US DNS 14% Wheat/Koring PNW (b) Nov 2019	Argentine Raw Runner 40/50 Groundnuts/ Grondbone (f) Dec/Des 2019	Hierdie is slegs 'n voorbeeld van hoe 'n uitvoerpariteitsprys bereken kan word - dit kan varieer volgens behoefte
FOB Gulf value (\$/t)	175.00	215.00	272.00	1185.00	VAB Goliwaarde (\$/t)
Difference in quality and locality of SA ¹ Maize: Plus US\$10 (\$/t) Groundnuts: Less 3,5% of fob value	\$10.00			96,5%	¹ Kwaliteits- en liggingsverskil van SA Mielies: Plus VSAS\$10 (\$/t) Grondbone: Min 3,5% van vab waarde
SA fob price (\$/t)	185.00	215.00	272.00	1143.53	SA vab prys (\$/t)
Exchange rate (1\$=): (2019/10/29) ²	14.5509	14.5509	14.5509	14.5509	² Wisselkoers (1\$=): (2019/10/29)
FOB Gulf value (R/t)	2691.92	3128.44	3957.84	16639.39	VAB Goliwaarde (R/t)
Marketing costs:					Bemerkings koste:
Financing (Prime rate 10.00% - 30 days) (R/t)	22.13	25.71	32.53	136.76	Finansieringskoste (Primakoers 10.00% - 30 dae) (R/t)
Railage: ³ Randfontein – Durban harbour	517.52	517.52	517.52	-	³ Spoorvrage: Randfontein – Durbanhawe
Loading costs: (R/t) ⁴ Durban Harbour (Mainly spout method)	207.60	213.20	213.20	552.71	⁴ Oplaaikoste: (R/t) Durbanhawe (Hoofsaaklik tregter metode)
EXPORT REALISATION (R/t):					UITVOER REALISASIE (R/t):
Randfontein	1944.67	2372.01	3194.59	15949.92	Randfontein
<i>Difference in quality and locality of SA (As requested by the industry)</i>			1		<i>Kwaliteits- en liggingsverskil van SA (Soos deur die bedryf versoek)</i>
<i>As from 14 June 2012, the discount/rebate will no longer be used to calculate the export parity price on US HRW and a new calculation will be added for US DNS, also without the discount/rebate.</i>					<i>Vanaf 14 Junie 2012 sal die diskonto/premie nie meer gebruik word by die berekening van die uitvoerpariteitprys van US HRW nie en 'n nuwe berekening word nou vir US DNS gedoen, ook sonder diskonto/premie.</i>
<i>Reserve Bank</i>			2		<i>Reserwebank</i>
<i>Railage costs:</i>					<i>Spoorvrage koste:</i>
<i>Please note that on 1 April 2019 Spoornet's standard railage cost has changed to R517.52.</i>			3		<i>Neem asb. kennis dat Spoornet se standaard spoorvrage op 1 April 2019 verander het na R517.52.</i>
<i>Loading costs, received from Mainport Africa Shipping:</i>					<i>Oplaaikoste, ontvang van Mainport Africa Shipping:</i>
<i>Included: Cargo dues, handling, wharf supervision, agency/documentation, logistics & surveys (inspection of cargo).</i>			4		<i>Ingesluit: Kaaigelde, hantering, kaaitoesig, agente/dokumentasie, logistiek & opnames (inspeksie van skeepsvrage)</i>
<i>Excluded: Ship agent fees, health & PPECB inspections, storage facility & transport costs to storage facility, VAT & duties.</i>					<i>Uitgesluit: Skeepsagentskaps-, inspeksie-, opbergings- en vervoerkoste na opbergingsfasiliteit, BTW & invoerbelasting.</i>



12. WEATHER

For local weather, please follow the link below:

<https://www.accuweather.com/en/za/south-africa-weather>

12. WEER

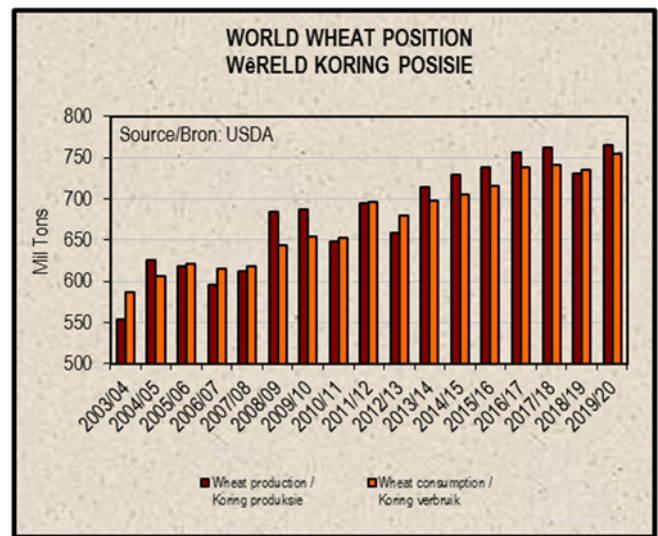
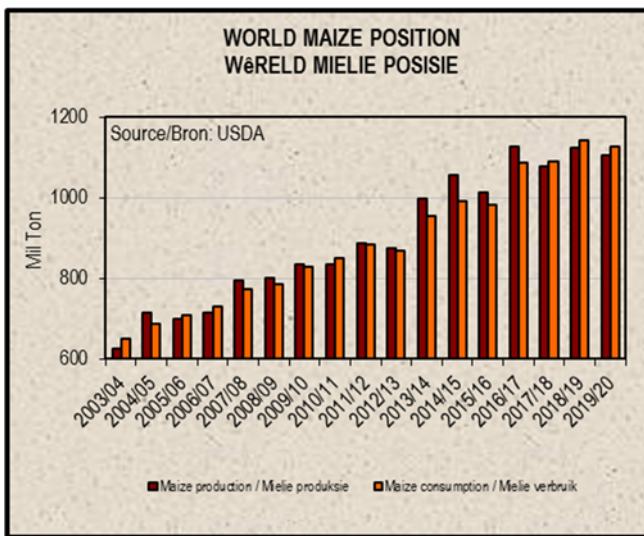
Vir plaaslike weer, volg asseblief die onderstaande skakel:

<https://www.accuweather.com/en/za/south-africa-weather>

13. SUNDRIES (h)

13. DIVERSE (h)

World Balance Sheet / Wêreld Balansstaat (2019/10/10)										
Million Ton	2019/20									Miljoen Ton
	Maize Mielies	Wheat Koring	Barley Gars	Sorghum	Oats Hawer	Ground-nuts Grond-bone	Canola/ Rape-seed	Soybeans Sojabone	Sunflower seed Sonne- blomsaad	
Production	1 104	765	156	59	23	44	69	339	51	Produksie
Consumption	1 125	755	151	59	22	18	67	305	47	Verbruik
Trade	171	179	28	3	2	4	16	149	3	Handel
Stock	303	288	23	4	2	4	6	95	2	Voorraad



Sources / Bronne:

(a) = Safex; (b) = International Grains Council; (c) = SAGIS;
 (d) = CBOT; (e) = KCBT; (f) = Oil World; (g) = Geogalos Peanut World; (h) = USDA-FAS Online.
 * Formula according to ITAC (International Trade Administration Commission of South Africa) /
 Formule volgens ITAC (International Trade Administration Commission of South Africa)

SAGIS

Nico Hawkins
 General Manager / Hoofbestuurder

Indemnity/Vrywaring: Although everything has been done to ensure the accuracy of the information, neither SAGIS nor any of its directors or employees takes any responsibility for actions or losses that might occur as a result of the usage of this information. / Alhoewel alles gedoen is om te verseker dat die inligting korrek is, aanvaar nie SAGIS of enige van sy direkteure of werknemers verantwoordelikheid vir enige aksies of verliese as gevolg van die inligting wat gebruik is nie.