

### SAGIS WEEKLY BULLETIN / SAGIS WEEKLIKSE BULLETIN

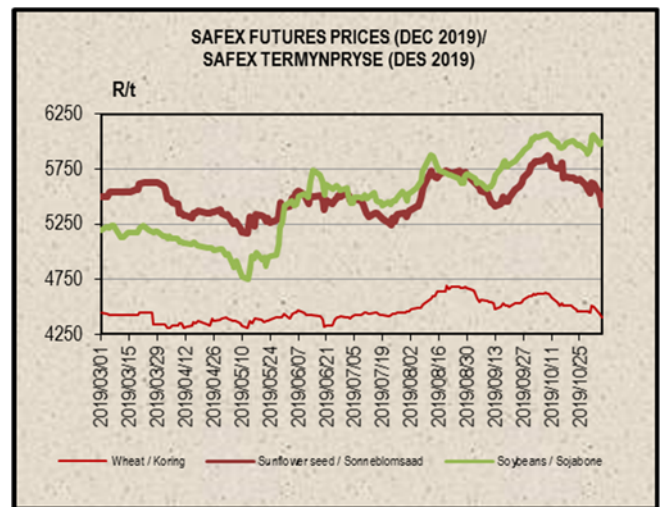
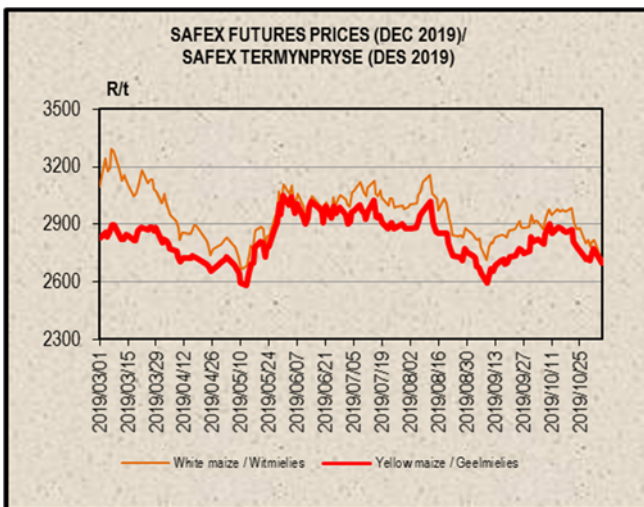
Please note that as from Thursday 7 March 2019, numbers 1, 2 & 4 in this bulletin will be hyperlinked with the relevant pages on our website / Neem asseblief kennis dat vanaf Donderdag 7 Maart 2019, sal nommers 1, 2 & 4 in hierdie bulletin geskakel wees met die relevante bladsye op ons webwerf.

1. PRODUCER DELIVERIES:	1. PRODUSENTELEWERINGS:
<a href="http://www.sagis.org.za/weekly_prod_deliveries.html">http://www.sagis.org.za/weekly_prod_deliveries.html</a>	
2. IMPORTS, EXPORTS & MAIZE INTENTIONS:	2. INVOERE, UITVOERE & MIELIE INTENSIES:
<a href="http://www.sagis.org.za/weekly_imp-exp.html">http://www.sagis.org.za/weekly_imp-exp.html</a>	

#### 3. DOMESTIC PRICES PER SAFEX (R/t)(a)

#### 3. PLAASLIKE PRYSE VOLGENS SAFEX (R/t)(a)

Commodity	Future Prices / Termynpryse (2019/11/05) R/ton					Kommoditeit
	Nov-19	Dec-19	Mar-20	May-20	Jul-20	
White maize	2691.00	2721.00	2749.00	2665.00	2664.00	Witmielies
Yellow maize	2671.00	2697.00	2702.00	2630.00	2625.00	Geelmielies
Wheat	4383.00	4410.00	4523.00	4591.00	4662.00	Koring
Sunflower	5370.00	5421.00	5478.00	5385.00	5434.00	Sonneblom
Soybeans	5953.00	5989.00	5979.00	5890.00	5950.00	Sojabone
Sorghum	N/A	3400.00	3469.00	N/A	N/A	Sorghum



**Directors/Direkteure:**

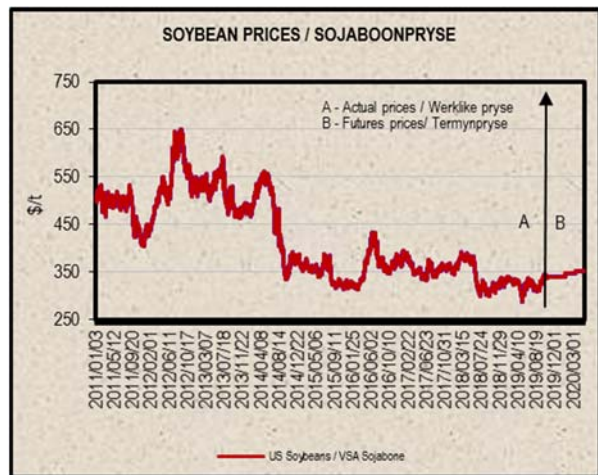
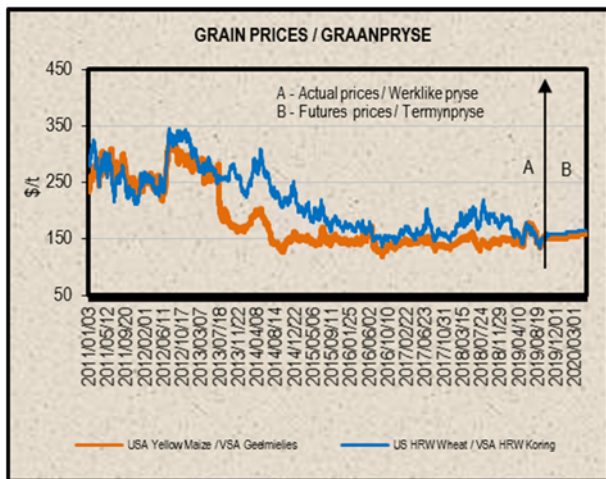
Boshoff JDW (Mr/Mnr), Briedenhann E (Dr), Make BB (Mr/Mnr), Mohane HT (Mr/Mnr), Nebe AAA (Mr/Mnr), Ngejane Z (Mr/Mnr), Purchase JL (Dr) Chairperson/Voorsitter, Purnell M (Ms/Me) (Vice-Chairperson /Onder Voorsitter)  
 Groothof WJ (Mr/Mnr), Penny GR (Mr/Mnr), Schoonwinkel BC (Mr/Mnr), Van der Merwe JM (Ms/Me)  
 Hawkins NJ (Mr/Mnr)

**Alternate Directors/Alternatiewe Direkteure:**  
**General Manager/Hoofbestuurder:**

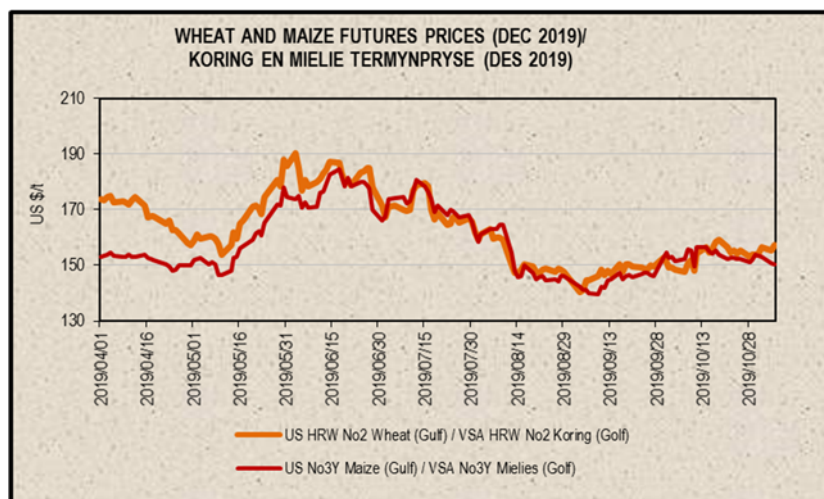
5. PRICES – INTERNATIONAL (US\$/t)

5. PRYSE - INTERNASIONAAL (VSA\$/t)

Canadian Canola	Export Quotations/ Uitvoerquotasie (b)(f)(g)				VAB (VSA\$/t)
	2019/11/05	2019/10/29	2019/10/22	2019/10/15	
US No 2 HRW Wheat (Gulf)	218.00	215.00	214.00	215.00	VSA No 2 HRW Koring (Golf)
US DNS Wheat 14% PNW	276.00	272.00	275.00	279.00	VSA DNS Koring 14% PNW
Argentine Wheat (Up River)	200.00	228.00	230.00	228.00	Argentynse Koring (Up River)
EC (France) Wheat (grade 1)	201.00	201.00	202.00	198.00	EU (Frankryk) Koring (graad 1)
EC (Germany) B Quality Wheat	204.00	206.00	205.00	201.00	EU (Duitsland) B Kwaliteit Koring
Russia Milling 12.5%	209.00	210.00	209.00	201.00	Swart See Maalkoring
US No 3Y Maize (Gulf)	174.00	175.00	174.00	173.00	VSA No3Y Mielies (Golf)
Argentine Maize (Up River)	165.00	161.00	155.00	155.00	Argentynse Mielies (Up River)
US Sorghum (Gulf)	182.00	184.00	184.00	186.00	VSA Sorghum (Golf)
Argentine Sorghum (Up River)	148.00	148.00	148.00	148.00	Argentynse Sorghum (Up River)
US Soybeans (Gulf)	360.00	360.00	363.00	360.00	VSA Sojabone (Gulf)
Argentine Soybeans (Up River)	357.00	355.00	355.00	354.00	Argentynse Sojabone (Up River)
Canadian Canola	373.00	374.00	368.00	372.00	Kanadese Canola
Argentine Groundnuts Runners 40/50	1235.00	1185.00	1185.00	1185.00	Argentynse Grondbone 40/50 Runners
US Groundnuts Runners 40/50 shelled	1320.00	1319.00	1318.00	1316.00	VSA Grondbone 40/50 Runners uitgedop
Australian Malting Barley (Commander Malt)	226.00	226.00	226.00	233.00	Australiese Moutgars (Commander Mout)



Futures prices (US\$/t) / Termynpryse (VSA\$/t) (d)(e) (2019/11/05)							
Commodity	Dec-19	Mar-20	May-20	Jul-20	Sep-20	Dec-20	Kommoditeit
US No3 Yellow maize	150.23	154.17	156.84	159.28	156.92	158.34	VSA No3 Geelmielies
US No2 HRW wheat	157.41	161.45	164.39	167.18	170.34	175.05	VSA No2 HRW koring
US Soybeans	n/a	348.04	352.37	356.12	356.41	n/a	VSA Sojabone



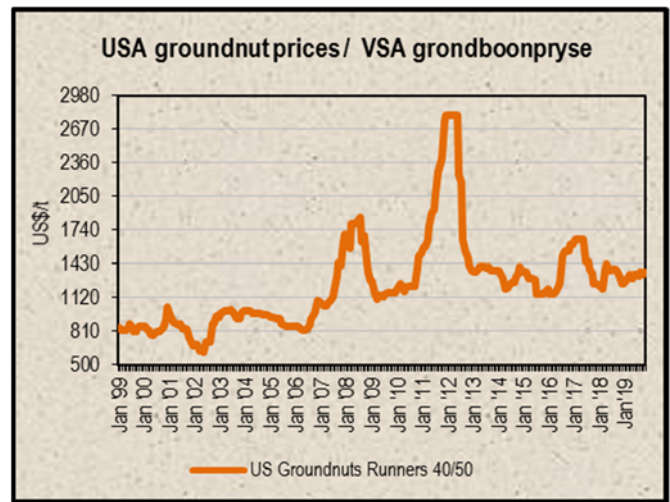
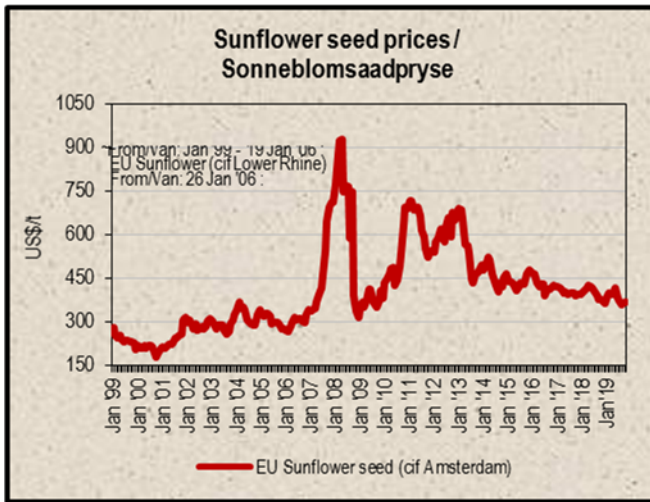
6. LOWEST REPRESENTATIVE ASKING PRICES  
(US\$/t)(f)(g)(Prices of previous week)

6. LAAGSTE VERTEENWOORDIGENDE PRYSE GEVRA  
(Pryse van vorige week)(VSA\$/t)(f)(g)

US\$/t	2019/10/30	2019/10/24	Change/ Verandering	VSA\$/t
Soybeans, USA, c.i.f. Rotterdam	383	390	-1.8%	Sojabone, VSA, k.a.v. Rotterdam
Groundnuts, USA Runners 40/50*	1350	1350	0.0%	Grondbone, VSA Runners 40/50*
Groundnuts, Argentine Runners 40/50*	1320	1270	3.9%	Grondbone, Argentynse Runners 40/50*
Groundnut-oil, c.i.f. Rotterdam	1365	1365	0.0%	Grondboon-olie, k.a.v. Rotterdam
Sunflower seed, EU c.i.f. Amsterdam	368	368	0.0%	Sonneblomsaad, EU k.a.v. Amsterdam
Sunflower seed, fob Black Sea	340	340	0.0%	Sonneblomsaad, Swart See
Sunflower-oil, EU (fob) N.W. Europe	730	735	-0.7%	Sonneblom-olie, EU (vab) N.W. Eur.
Rapeseed, Europe, 00, c.i.f. Hamburg	427	425	0.5%	Raapsaad, Europa, 00, k.a.v. Hamburg

\* Shelled, c.i.f. Rotterdam

\* Uitgedop k a v Rotterdam



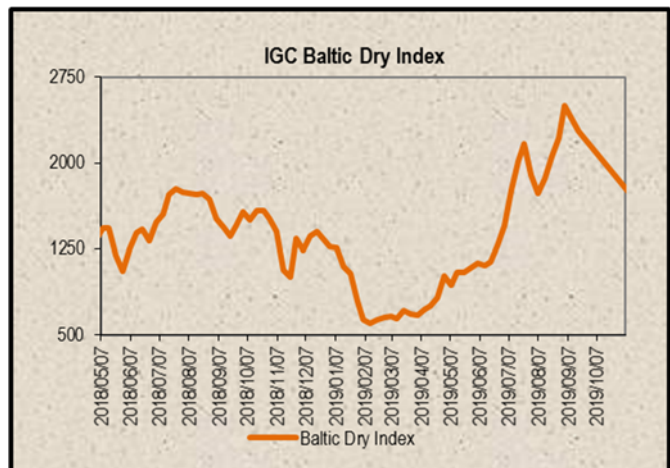
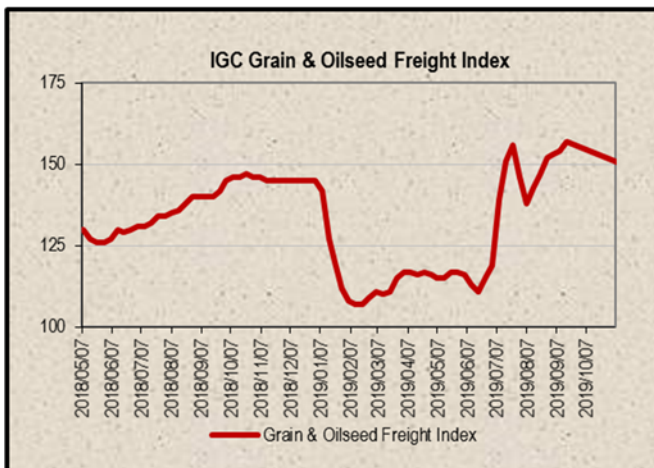
7. IGC FREIGHT INDICES (b)

7. IGC VRAG INDEKSE (b)

IGC FREIGHT INDICES / IGC VRAG INDEKSE							
	2019/10/01	2019/10/08	2019/10/15	2019/10/22	2019/10/29	2019/11/05	
Grain & Oilseeds Freight Index*	141	137	139	130	126	120	Graan & Oliesade Vrag Indeks*
Baltic Dry Index	1823	1801	1898	1806	1802	1656	Baltiese Droë Indeks

\* IGC's new Grain & Oilseeds Freight Index (GOFI) represents 68 major grain routes, compared to 15 routes covered previously. Similar to the previous index, the GOFI will be calculated on a weekly basis, with the first week of January 2013 taken as its base of 100.

\* IGC se nuwe Graan & Oliesade Vrag Indeks (GOVI) verteenwoordig 68 hoof graanroetes, teenoor 15 roetes wat voorheen gedek is. Soortgelyk aan die vorige indeks, sal die GOVI weekliks bereken word met die eerste week van Januarie 2013 geneem as basis van 100.





8. IMPORT PARITY PRICES – SUMMER GRAINS (b)(c)

8. INVOERPARITEITPRYSE - SOMERGRANE (b)(c)

INVOERPARITEITPRYSE VAN SOMERGRANE (BTW UITGESLT) SOOS OP			2019/11/05		IMPORT PARITY PRICES OF SUMMER GRAINS (VAT EXCL) AS ON		
ITEM	Nota/ Note	Mielies/Maize	Mielies/Maize	Sorghum	Sorghum	Sorghum	ITEM
		VSA/ USA Golf/Gulf (no.3Y)	Argentynse/ Argentina Up River	VSA/ USA Golf/Gulf	Argentynse/ Argentina Up River	Australiese/ Australian Brisbane	
Internasionale VAB pryse	a	\$/t	\$/t	\$/t	\$/t	\$/t	International FOB prices
Vraggeld	b	174.00	165.00	182.00	148.00	295.00	Freight Rates
Assuransie (0.3% van VAB)		30.00	24.00	30.00	24.00	24.00	Insurance (0.3% of FOB)
1 KOSTE, ASSURANSIE EN VRAG (KAV) \$/T		0.52	0.50	0.55	0.44	0.89	1 COST, INSURANCE AND FREIGHT (CIF) \$/T
<i>Omskakel na R/t</i>		204.52	189.50	212.55	172.44	319.89	<i>Converted to R/t</i>
R/\$ Wisselkoers op: 2019/11/05	c	14.7391	14.7391	14.7391	14.7391	14.7391	R/\$ Exchange rate on: 2019/11/05
2 KOSTE, ASSURANSIE EN VRAG (KAV) R/t		R/t	R/t	R/t	R/t	R/t	2 COST, INSURANCE AND FREIGHT (CIF) R/t
		3014.44	2793.06	3132.80	2541.61	4714.89	
Finansieringskoste	d	24.78	22.96	25.75	20.89	38.75	Financing cost
3 KOSTE, ASSURANSIE, VRAG EN FINANSIERING R/t		3039.22	2816.02	3158.55	2562.50	4753.64	3 COST, INSURANCE, FREIGHT AND FINANCING R/t
Aflaai-koste:	e, f						Discharging cost:
- Kaapstad		212.55	212.55	n/a	n/a	n/a	- Cape Town
- Durban		202.93	202.93	202.93	202.93	202.93	- Durban
Invoertarif	g	0.00	0.00	80.48	65.44	130.44	Import Tariff
4 VRY OP SPOOR (VOS) R/t							4 FREE ON RAIL (FOR) R/t
- Kaapstad		3251.77	3028.57	n/a	n/a	n/a	- Cape Town
- Durban		3242.15	3018.95	3239.03	2627.94	4884.08	- Durban
Spoorvragkoste	h						Railage cost
- Durban na Randfontein		517.52	517.52	517.52	517.52	517.52	- Durban to Randfontein
5 GELEWER:							5 DELIVERED:
- Durban na Randfontein R/ton		3759.67	3536.47	3756.55	3145.46	5401.60	- Durban to Randfontein R/ton

Notas/Notes:

a Bron van pryse en vraggeld : IGC GMI  
Source of prices and freight rates: IGC GMI

2019/11/05

Termin / Term	US\$/ton (VAB/FOB)	Vraggeld/Freight Rate:	US\$/ton
Nov 2019	174.00	US Golf / Gulf	30.00
Nov 2019	165.00	Argentinië / Argentina	24.00
Nov 2019	182.00	Australië/Australia (Fremantle)	24.00
Nov 2019	148.00		
Nov 2019	295.00		

Mielies/Maize: VSA/USA (Golf/Gulf No.3Y)  
Mielies/Maize: Argentinië/Argentina (Up River)  
Sorghum: VSA/USA (Golf / Gulf Milo)  
Sorghum: Argentinië/Argentina (Up River)  
Sorghum: Australië/Australia (Brisbane)

b Vraggeld: bereken vir vragte van +/- 20 000 - 30 000t / Freight rates: calculated for freights of +/- 20 000 - 30 000t.

c Reserwebank / Reserve Bank

d Finansieringskoste: 30 000t @ KAV @ primakoers vir 30 dae. Bron/Source: SARB 10.00% 2019/07/19  
Financing cost: 30 000t @ CIF @ prime rate for 30 days.

	Mielies/Maize:	Sorghum
Kaapstad / Cape Town:	212.55	n/a
Durban:	202.93	202.93

e Aflaai-koste / Discharging costs (R/ton):

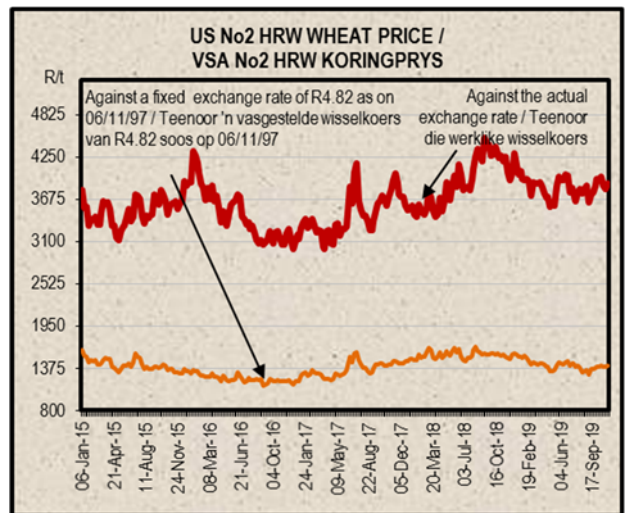
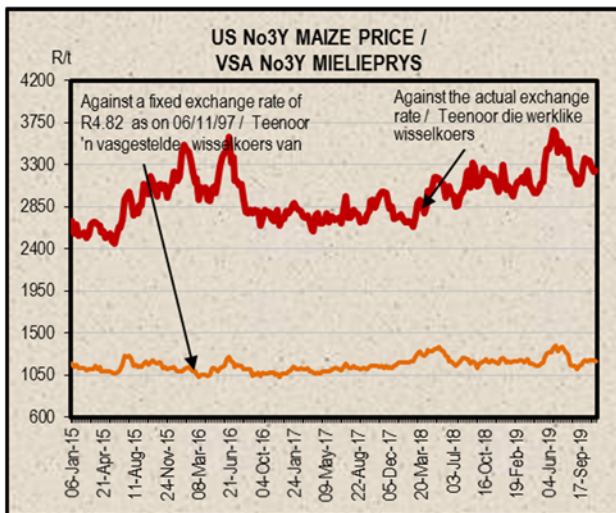
Bron / Source: Mainport Africa Shipping

f Ingesluit: Kaaigelde, hantering, kaatoesig, agente/dokumentasie, logistiek & opnames (inspeksie van skeepsvrag) /  
Included: Wharfage, handling, wharf supervision, agent/documentation, logistic & survey (inspection of shipload).  
Uitgesluit: Gesondheidsinspeksie-, skeepagentskapfooi, strooktoetsingsfooi vir GMO, opbergingskoste asook BTW en invoerbelasting /  
Excluded: Health inspection fee, Ship agency fee, strip testing fees for GMO, storage costs as well as VAT and import duty.  
N.B: Slegs 'n aanduiding, aangesien koste van opname beding kan word / N.B: Indication only, as cost of survey can be negotiated.

g Invoertarif / Import Tariff:

Mielies/Maize = Vry / Free  
Sorghum = 3% op VAB / on FOB

h Neem asb. kennis van die verandering in Spoorneet se standaard spoorvrag op 1 April 2019, na R517.52.  
Please note the change in Spoorneet's standard railage cost on 1 April 2019 to R517.52.



9. IMPORT PARITY PRICES – WINTER CEREALS (b)(c)

9. INVOERPARITEITPRYSSE - WINTERGRANE (b)(c)

INVOERPARITEITPRYSSE VAN WINTERGRANE (BTW UITGESLT) SOOS OP		2019/11/05					IMPORT PARITY PRICES OF WINTER CEREALS (VAT EXCL) AS ON		
ITEM	Nota / Note	Koring/Wheat	Koring/Wheat	Koring/Wheat	Koring/Wheat	Koring/Wheat	Gars/Barley	Gars/Barley	ITEM
		VSA/ USA Golf/Gulf HRW	VSA/ USA PNW DNS	Argentynse/ Argentine Up River Trigo Pan	EU Duitsland/ Germany Hamburg B kwaliteit/ quality	Russies/ Russian Black Sea 12.50%	Australiese/ Australian Fremantle Mout/Malting	Franse/ French Rouen Mout/Malting	
Internasionale VAB pryse Vraggeld Assuransie (0.3% van VAB)	a b	218.00 30.00 0.65	276.00 30.00 0.83	200.00 24.00 0.60	204.00 25.00 0.61	209.00 31.00 0.63	226.00 25.00 0.68	293.00 26.00 0.88	International FOB prices Freight Rates Insurance (0.3% of FOB)
1 KOSTE, ASSURANSIE EN VRAG (KAV) \$/T <i>Omskakel na R/t</i>		248.65	306.83	224.60	229.61	240.63	251.68	319.88	1 COST, INSURANCE AND FREIGHT (CIF) \$/T <i>Converted to R/t</i>
R/\$ Wisselkoers op: 2019/11/05	c	14.7391	14.7391	14.7391	14.7391	14.7391	14.7391	14.7391	R/\$ Exchange rate on: 2019/11/05
2 KOSTE, ASSURANSIE EN VRAG (KAV) R/t		3664.88	4522.40	3310.40	3384.24	3546.67	3709.54	4714.74	2 COST, INSURANCE AND FREIGHT (CIF) R/t
Finansieringskoste	d	30.12	37.17	27.21	27.82	29.15	30.49	38.75	Financing cost
3 KOSTE, ASSURANSIE, VRAG EN FINANSIERING R/t	e, f	3695.00	4559.57	3337.61	3412.06	3575.82	3740.03	4753.49	3 COST, INSURANCE, FREIGHT AND FINANCING R/t
Aflaai-koste									Discharging cost
3.1 Kaapstad (Hoofsaaklik kaaihyskraan metode)		212.55	212.55	212.55	212.55	212.55	212.55	212.55	3.1 Cape Town (Mainly shore cranes method)
3.2 Durban (Hoofsaaklik suig-in-silo metode)		202.93	202.93	202.93	202.93	202.93	202.93	202.93	3.2 Durban (Mainly suction into silo method)
Invoertarif op koring	g	1008.60	1008.60	1008.60	1008.60	1008.60	0.00	0.00	Import Tariff on wheat
4 VRY OP SPOOR (VOS) R/t									4 FREE ON RAIL (FOR) R/t
4.1 Kaapstadhawe		4916.15	5780.72	4558.76	4633.21	4796.97	3952.58	4966.04	4.1 Cape Town Harbour
4.2 Durbanhawe		4906.53	5771.10	4549.14	4623.59	4787.35	3942.96	4956.42	4.2 Durban Harbour
Spoorvragkoste	h								Railage cost
- Kaapstad na Paarl		134.04	134.04	134.04	134.04	134.04	n/a	n/a	- Cape Town to Paarl
- Durban na Randfontein		517.52	517.52	517.52	517.52	517.52	517.52	517.52	- Durban to Randfontein
5 GELEWER: - Kaapstad na Paarl R/ton - Durban na Randfontein R/ton		5050.19 5424.05	5914.76 6288.62	4692.80 5066.66	4767.25 5141.11	4931.01 5304.87	n/a 4460.48	n/a 5473.94	5 DELIVERED: - Cape Town to Paarl R/ton - Durban to Randfontein R/ton

Notas/Notes:  
a Bron van pryse en vraggeld : IGC GMI  
Source of prices and freight rates: IGC GMI

2019/11/05

Termyn / Term	VAB/FOB US\$/ton	Vraggeld / Freight Rate: US\$/ton	Gars/Barley = US\$ + 1
Koring/Wheat HRW No 2 (Hard Red Winter) Golf / Gulf	Nov 2019 218.00	VSA/USA (Golf / Gulf) 30.00	
Koring/Wheat DNS 14% No 2 (Dark Northern Spring) Golf / Gulf	Nov 2019 276.00	Argentinië / Argentina (Upriver) 24.00	
Koring/Wheat Argentinië / Argentine (Up River) Trigo Pan	Nov 2019 200.00	EU (Rouen/Hamburg) 25.00	26.00
Koring/Wheat EU (Duitsland / Germany) B kwaliteit / quality	Nov 2019 204.00	Australië / Australia (Fremantle) 24.00	25.00
Koring/Wheat Russian Milling 12.5%	Nov 2019 209.00	Rusland/Russia (Novorossiysk) 31.00	
Gars/Barley: Australiese moutgars/Australian malting barley (Adelaide)	Nov 2019 226.00		
Gars/Barley: Franse moutgars/French malting barley (Rouen)	Nov 2019 293.00	(1)	

b Vraggeld: bereken vir vragte van +/- 20 000 - 30 000t. / Freight rates: calculated for freights of +/- 20 000 - 30 000t.

c Reserwebank / Reserve Bank

d Finansieringskoste: 30 000t @ KAV @ primakoers vir 30 dae. Bron/Source: SARB 10.00% 2019/07/19  
Financing cost: 30 000t @ CIF @ prime rate for 30 days.

e Aflaai-koste / Discharging cost (R/ton):  
Bron / Source: Mainport Africa Shipping

	Koring/Wheat	Gars/Barley:
Kaapstad /	212.55	212.55
Durban:	202.93	202.93

f Ingesluit: Kaagelde, hantering, kaaitoesig, agente/dokumentasie, logistiek & opnames (Inspeksie van skeepsvrag).  
Included: Wharfage, handling, wharf supervision, agent/documentation, logistic & survey (inspection of shipload).  
Uitgesluit: Gesondheidsinspeksie-, skeepsagentskaptol, strooktoetsingsfool vir GMO, opbergingskoste asook BTW en invoerbelasting.  
Excluded: Health inspection fee, Ship agency fee, strip testing fees for GMO, storage costs as well as VAT and import duty.  
N.B: Slegs 'n aanduiding, aangesien koste van opname beding kan word / N.B: Indication only, as cost of survey can be negotiated.

g Invoertarif / Import Tariff:  
Koring/Wheat = R1008.60 p/ton  
Gars/Barley = Vry/Free

h Neem asb. kennis van verandering in Spoornet se standaard spoorvrag op 1 April 2019 soos volg:  
Kaapstad na Paarl R134.04 en Durban na Randfontein R517.52  
Please note the change on 1 April 2019, in Spoornet's standard railage cost as follows:  
Cape Town to Paarl R134.04 and Durban to Randfontein R517.52

(1) Laaste prys ontvang op / Last price received on 2018-08-21

10. IMPORT PARITY PRICES – OIL SEEDS (b)(c)(f)(g)

10. INVOERPARITEITPRYSE - OLIESADE (b)(c)(f)(g)

INVOERPARITEITPRYSE VAN OLIESADE (BTW UITGESLT) SOOS OP											2019/11/05											IMPORT PARITY PRICES OF OIL SEEDS (VAT EXCL) AS ON										
ITEM	Nota/ Note	Sojabone/ Soybeans	Sojabone/ Soybeans	Sojabone/ Soybeans	Sonneblom/ Sunflower	Sonneblom/ Sunflower	Canola	Grondbone/ Groundnuts	Grondbone/ Groundnuts	ITEM																						
		VSA/ USA Golf/Gulf	Argentynse/ Argentine Up River	Brazilië/ Brazil Paranagua	EU Franse/ French Bordeaux	Swart See / Black Sea	Kanadese/ Canadian Vancouver	Argentynse/ Argentine Raw Runners 40/50	VSA/ USA Raw Runners 40/50																							
Internasionale VAB pryse	a	\$/t	\$/t	\$/t	\$/t						International FOB prices																					
Vraggeld	b	360.00	357.00	374.00	366.00	340.00	373.00	1235.00	1320.00		Freight Rates																					
Assuransie (0.3% van VAB)		1.08	1.07	1.12	1.10	1.02	1.12	3.71	3.96		Insurance (0.3% of FOB)																					
1 KOSTE, ASSURANSIE EN VRAG (KAV) \$/T Omskakel na R/ R/\$ Wisselkoers op: 2019/11/05	c	391.08	382.07	399.12	392.10	372.02	402.12	1323.71	1353.96		1 COST, INSURANCE AND FREIGHT (CIF) \$/T Converted to R/ R/\$ Exchange rate on: 2019/11/05																					
2 KOSTE, ASSURANSIE EN VRAG (KAV) R/T		R/t	R/t	R/t	R/t			R/t	R/t		2 COST, INSURANCE AND FREIGHT (CIF) R/T																					
Finansieringskoste	d	5764.17	5631.37	5882.67	5779.20	5483.24	5926.89	19510.29	19956.15		Financing cost																					
3 KOSTE, ASSURANSIE, VRAG EN FINANSIERING R/T		47.38	46.29	48.35	47.50	45.07	48.71	160.36	164.02		3 COST, INSURANCE, FREIGHT AND FINANCING R/T																					
5811.55		5677.66	5931.02	5826.70	5528.31	5975.60	19670.65	20120.17																								
Aflaakoste: Durban	e, f	202.93	202.93	202.93	202.93	202.93	202.93	447.84	447.84		Discharging cost: Durban																					
Invoertarif:	g	424.49	420.95	440.99	0.00	0.00	549.77	1820.28	1945.56		Import Tariff:																					
4 VRY OP SPOOR (VOS) R/t Durban		6438.97	6301.54	6574.94	6029.63	5731.24	6728.30	21938.77	22513.57		4 FREE ON RAIL (FOR) R/t Durban																					
Spoorvragkoste	h										Railage cost																					
- Durban na Randfontein		517.52	517.52	517.52	517.52	517.52	517.52	-	-		- Durban to Randfontein																					
5 GELEWER: - Durban na Randfontein R/ton		6956.49	6819.06	7092.46	6547.15	6248.76	7245.82	-	-		5 DELIVERED: - Durban to Randfontein R/ton																					

Notas/Notes:

a Bron van pryse en vraggeld / Source of prices and freight rates : IGC (GMI), Geogalos Peanut World & Oilworld

2019/11/05

Termyn / Term	US\$/ton (VAB/FOB)	Vraggeld/Freight Rate:	US\$/ton
Sojabone/Soybeans: VSA/USA (Golf/Gulf)	Nov 2019 360.00	US Golf / Gulf	30.00
Sojabone/Soybeans: Argentinië/Argentina (Up River)	Nov 2019 357.00	Argentinië / Argentina	24.00
Sojabone/Soybeans: Brazilië/Brazil (Paranagua)	Nov 2019 374.00	EEC (Bordeaux/Hamburg)	25.00
Sonneblom/Sunflower: EU Frankryk/France (Bordeaux)	Nov 2019 366.00	Kanada/Canada (St Lawrence)	28.00
Sonneblom/Sunflower: Swart See/Black Sea	Nov 2019 340.00	Rusland / Russia (Novorossiysk)	31.00
Canola: Kanada/Canada (Vancouver)	Nov 2019 373.00	Grondbone/Groundnuts (ARG)	85.00
Grondbone/Groundnuts: Argentinië/Argentina (Raw Runner 40/50)	Jan 2019 1235.00		
Grondbone/Groundnuts: VSA/USA (Runners 40/50)	Des/Dec 2019 1320.00		

b Vraggeld: bereken vir vragte van +/- 20 000 - 30 000t. / Freight rates: calculated for freights of +/- 20 000 - 30 000t.

c Reserwebank / Reservebank

d Finansieringskoste: 30 000t @ KAV @ primakoers vir 30 dae. Bron/Source: SARB 10.00% 2019/07/19

Financing cost: 30 000t @ CIF @ prime rate for 30 days.

e Aflaakoste / Discharging costs (R/ton):

	Sojabone/ Soybeans	Sonneblom/ Sunflower	Canola	Grondbone/ Groundnuts
Bron / Source: Mainport Africa Shipping	Durban: 202.93	202.93	202.93	447.84

f Aflaakoste / Discharging fees:

Ingesluit: Kaaigelde, hantering, kaaltoesig, agente/dokumentasie, logistiek & opnames (inspeksie van skeepsvrag) /

Included: Wharfage, handling, wharf supervision, agent/documentation, logistic & survey (inspection of shipload).

Uitgesluit: Gesondheidsinspeksie-, skeepagentskapfooi, strooktoetsingsfooi vir GMO, opbergingskoste asook BTW en invoerbelasting /

Excluded: Health inspection fee, Ship agency fee, strip testing fees for GMO, storage costs as well as VAT and import duty.

N.B: Slegs 'n aanduiding, aangesien koste van opname beding kan word / N.B: Indication only, as cost of survey can be negotiated.

g Invoertarif / Import Tariff:

Sojabone/Soybeans = 8% op VAB / on FOB

Sonneblom/Sunflower = Vry / Free

Canola = 10% op VAB / on FOB

Grondbone/Groundnuts = 10% op VAB / on FOB

h Neem asb. kennis van die verandering in Spoorwet se standaard spoorvrag op 1 April 2019, na R517.52

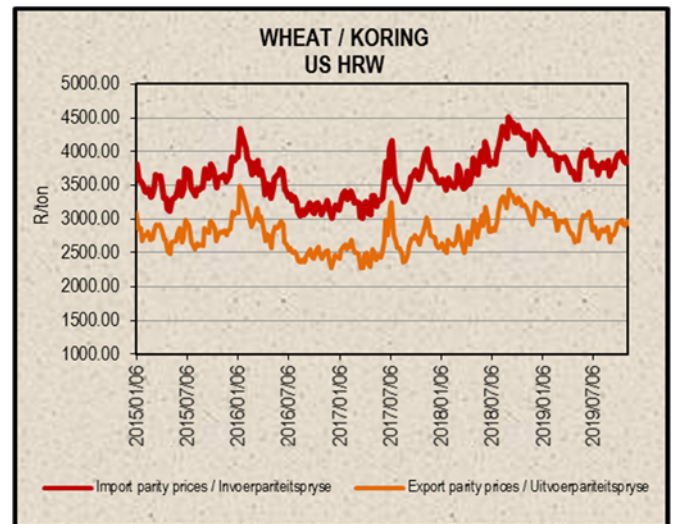
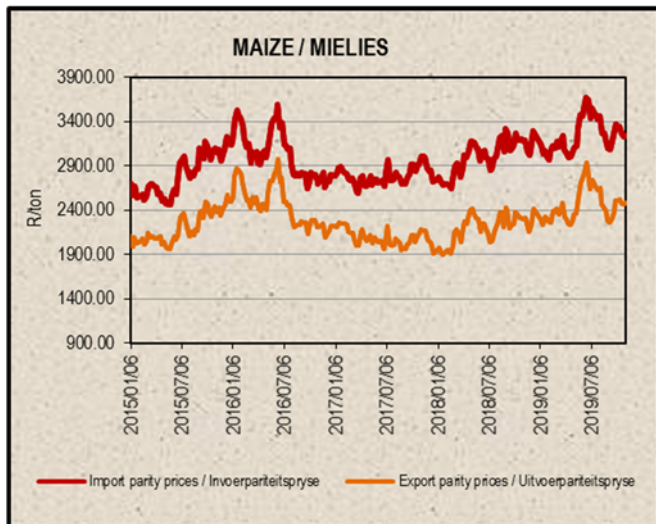
Please note the change on 1 April 2019 in Spoorwet's standard railage cost to R517.52

i Kwotasies is k.a.v. pryse. VAB pryse dus berekende pryse (kav minus vraggeld) / Quotes are c.i.f. prices. FOB prices are therefore calculated prices (cif minus freight rates).

11. EXPORT PARITY PRICES (b)(c)

11. UITVOERPARITEITPRYSE (b)(c)

INDICATIVE EXPORT PARITY PRICES AS ON	2019/11/05				AANDUIDENDE UITVOERPARITEITSPRYSE SOOS OP
	US No3Y Maize/ Mielies Gulf/Golf (b)	US HRW Wheat/Koring Gulf/Golf (b)	US DNS 14% Wheat/Koring PNW (b)	Argentine Raw Runner 40/50 Groundnuts/ Grondbone (f) Jan 2019	Hierdie is slegs 'n voorbeeld van hoe 'n uitvoerpariteitsprys bereken kan word - dit kan varieer volgens behoefte
This is <b>only an example</b> of how an export parity price can be calculated - it can vary according to need	Nov 2019	Nov 2019	Nov 2019	Jan 2019	
FOB Gulf value (\$/t)	174.00	218.00	276.00	1235.00	VAB Goliwaarde (\$/t)
Difference in quality and locality of SA <sup>1</sup> Maize: Plus US\$10 (\$/t) Groundnuts: Less 3,5% of fob value	\$10.00			96,5%	<sup>1</sup> Kwaliteits- en liggingsverskil van SA Mielies: Plus VSAS\$10 (\$/t) Grondbone: Min 3,5% van vab waarde
SA fob price (\$/t)	184.00	218.00	276.00	1191.78	SA vab prys (\$/t)
Exchange rate (1\$=-): (2019/11/05) <sup>2</sup>	14.7391	14.7391	14.7391	14.7391	<sup>2</sup> Wisselkoers (1\$=-): (2019/11/05)
FOB Gulf value (R/t)	2711.99	3213.12	4067.99	17565.76	VAB Goliwaarde (R/t)
<b>Marketing costs:</b>					<b>Bemerkings koste:</b>
Financing (Prime rate 10.00% - 30 days) (R/t)	22.29	26.41	33.44	144.38	Finansieringskoste (Primakoers 10.00% - 30 dae) (R/t)
Railage: <sup>3</sup> Randfontein – Durban harbour	517.52	517.52	517.52	-	<sup>3</sup> Spoorvrag: Randfontein – Durbanhawe
Loading costs: (R/t) <sup>4</sup> Durban Harbour (Mainly spout method)	207.60	213.20	213.20	552.71	<sup>4</sup> Oplaaikoste: (R/t) Durbanhawe (Hoofsaaklik tregter metode)
<b>EXPORT REALISATION (R/t):</b>					<b>UITVOER REALISASIE (R/t):</b>
<b>Randfontein</b>	<b>1964.58</b>	<b>2455.99</b>	<b>3303.83</b>	<b>16868.67</b>	<b>Randfontein</b>
<i>Difference in quality and locality of SA (As requested by the industry)</i>					<i>Kwaliteits- en liggingsverskil van SA (Soos deur die bedryf versoek)</i>
<i>As from 14 June 2012, the discount/rebate will no longer be used to calculate the export parity price on US HRW and a new calculation will be added for US DNS, also without the discount/rebate.</i>					<i>Vanaf 14 Junie 2012 sal die diskonto/premie nie meer gebruik word by die berekening van die uitvoerpariteitprys van US HRW nie en 'n nuwe berekening word nou vir US DNS gedoen, ook sonder diskonto/premie.</i>
<i>Reserve Bank</i>					<i>Reserwebank</i>
<i>Railage costs:</i>					<i>Spoorvrag koste:</i>
<i>Please note that on 1 April 2019 Spoornet's standard railage cost has changed to R517.52.</i>					<i>Neem asb. kennis dat Spoornet se standaard spoorvrag op 1 April 2019 verander het na R517.52.</i>
<i>Loading costs, received from Mainport Africa Shipping:</i>					<i>Oplaaikoste, ontvang van Mainport Africa Shipping:</i>
<i>Included: Cargo dues, handling, wharf supervision, agency/documentation, logistics &amp; surveys (inspection of cargo).</i>					<i>Ingesluit: Kaaigelde, hantering, kaaitoesig, agente/dokumentasie, logistiek &amp; opnames (inspeksie van skeepsvrag)</i>
<i>Excluded: Ship agent fees, health &amp; PPECB inspections, storage facility &amp; transport costs to storage facility, VAT &amp; duties.</i>					<i>Uitgesluit: Skeepsagentskaps-, inspeksie-, opbergings- en vervoerkoste na opbergingsfasiliteit, BTW &amp; invoerbelasting.</i>



## 12. WEATHER

For local weather, please follow the link below:

<https://www.accuweather.com/en/za/south-africa-weather>

## 12. WEER

Vir plaaslike weer, volg asseblief die onderstaande skakel:

<https://www.accuweather.com/en/za/south-africa-weather>

### *Sources / Bronne:*

*(a) = Safex; (b) = International Grains Council; (c) = SAGIS;*

*(d) = CBOT; (e) = KCBT; (f) = Oil World; (g) = Georgalos Peanut World.*

*\* Formula according to ITAC (International Trade Administration Commission of South Africa)/  
Formule volgens ITAC (International Trade Administration Commission of South Africa)*

SAGIS

Nico Hawkins

General Manager / Hoofbestuurder

**Indemnity/Vrywaring:** Although everything has been done to ensure the accuracy of the information, neither SAGIS nor any of its directors or employees takes any responsibility for actions or losses that might occur as a result of the usage of this information. / Alhoewel alles gedoen is om te verseker dat die inligting korrek is, aanvaar nie SAGIS of enige van sy direkteure of werknemers verantwoordelikheid vir enige aksies of verliese as gevolg van die inligting wat gebruik is nie.