

### SAGIS WEEKLY BULLETIN / SAGIS WEEKLIKSE BULLETIN

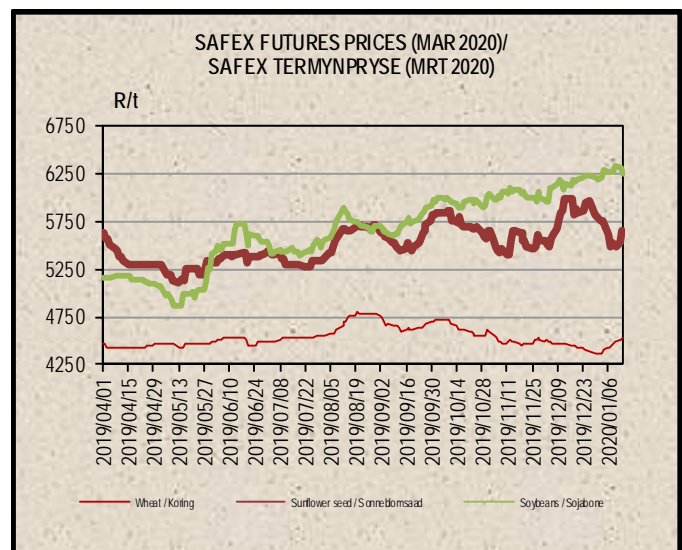
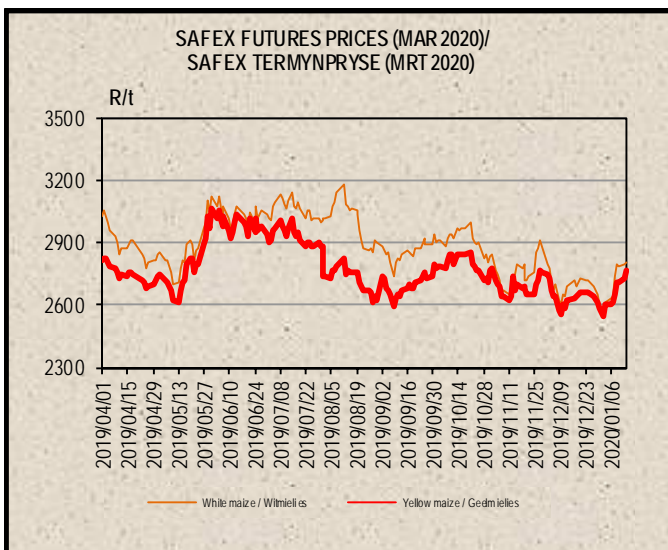
Please note that as from Thursday 7 March 2019, numbers 1, 2 & 4 in this bulletin will be hyperlinked with the relevant pages on our website / Neem asseblief kennis dat vanaf Donderdag 7 Maart 2019, sal nommers 1, 2 & 4 in hierdie bulletin geskakel wees met die relevante bladsye op ons webwerf.

1. PRODUCER DELIVERIES:	1. PRODUSENTELEWERINGS:
<a href="http://www.sagis.org.za/weekly_prod_deliveries.html">http://www.sagis.org.za/weekly_prod_deliveries.html</a>	
2. IMPORTS, EXPORTS & MAIZE INTENTIONS:	2. INVOERE, UITVOERE & MIELIE INTENSIES:
<a href="http://www.sagis.org.za/weekly_imp-exp.html">http://www.sagis.org.za/weekly_imp-exp.html</a>	

#### 3. DOMESTIC PRICES PER SAFEX (R/t)(a)

#### 3. PLAASLIKE PRYSE VOLGENS SAFEX (R/t)(a)

Commodity	Future Prices / Termynpryse (2020/01/14) R/ton					Kommoditeit
	Jan-20	Mar-20	May-20	Jul-20	Sep-20	
White maize	2853.00	2810.00	2560.00	2488.00	2533.00	Witmielies
Yellow maize	2780.00	2765.00	2531.00	2493.00	2537.00	Geelmielies
Wheat	4519.00	4535.00	4576.00	4594.00	4481.00	Koring
Sunflower	5596.00	5650.00	5571.00	5501.00	5592.00	Sonneblom
Soybeans	6287.00	6240.00	5970.00	6041.00	6098.00	Sojabone
Sorghum	N/A	3215.00	N/A	N/A	N/A	Sorghum



**Directors/Direkteure:**

Boshoff JDW (Mr/Mnr), Briedenhann E (Dr), Make BB (Mr/Mnr), Mohane HT (Mr/Mnr), Nebe AAA (Mr/Mnr), Ngejane Z (Mr/Mnr), Purchase JL (Dr) Chairperson/Voorsitter, Purnell M (Ms/Me) (Vice-Chairperson /Onder Voorsitter)  
 Groothof WJ (Mr/Mnr), Penny GR (Mr/Mnr), Schoonwinkel BC (Mr/Mnr), Van der Merwe JM (Ms/Me)  
 Hawkins NJ (Mr/Mnr)

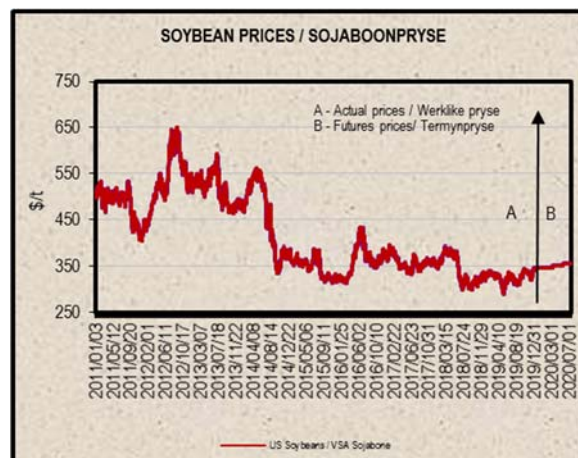
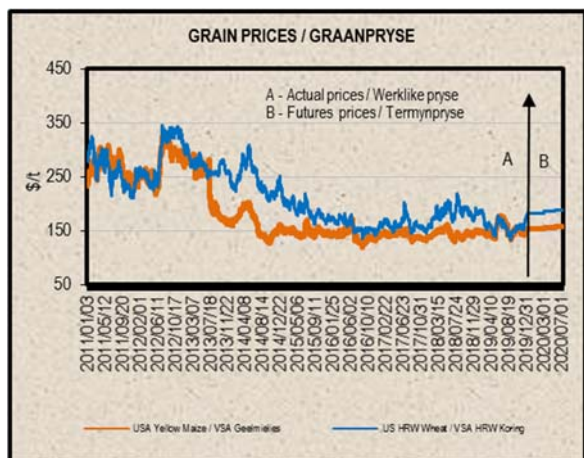
**Alternate Directors/Alternatiewe Direkteure:**  
**General Manager/Hoofbestuurder:**

[http://www.sagis.org.za/import\\_tariffs.html](http://www.sagis.org.za/import_tariffs.html)

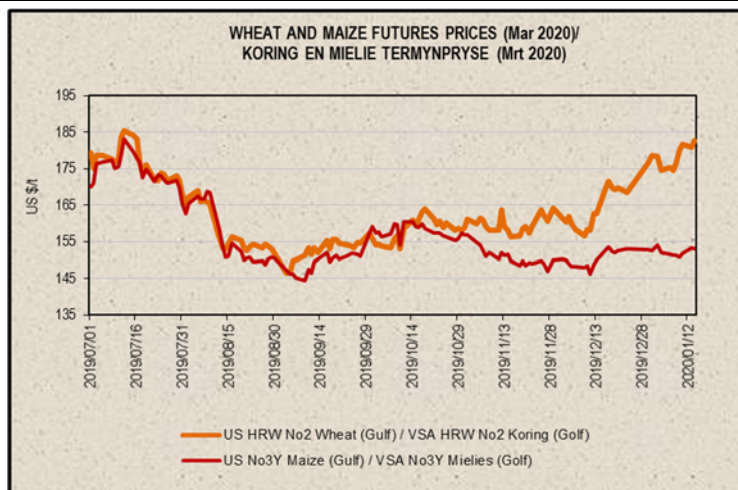
5. PRICES – INTERNATIONAL (US\$/t)

5. PRYSE - INTERNASIONAAL (VSA\$/t)

FOB (US\$/t)	Export Quotations/ Uitvoerkwotasie (b)(f)(g)				VAB (VSA\$/t)
	2020/01/14	2020/01/07	2019/12/31	2019/12/24	
US No 2 HRW Wheat (Gulf)	240.00	233.00	237.00	228.00	VSA No 2 HRW Koring (Golf)
US DNS Wheat 14% PNW	267.00	267.00	278.00	271.00	VSA DNS Koring 14% PNW
Argentine Wheat (Up River)	224.00	211.00	208.00	204.00	Argentynse Koring (Up River)
EC (France) Wheat (grade 1)	223.00	217.00	217.00	213.00	EU (Frankryk) Koring (graad 1)
EC (Germany) B Quality Wheat	227.00	222.00	221.00	217.00	EU (Duitsland) B Kwaliteit Koring
Russia Milling 12.5%	222.00	219.00	218.00	218.00	Swart See Maalkoring
US No 3Y Maize (Gulf)	178.00	175.00	175.00	175.00	VSA No3Y Mielies (Golf)
Argentine Maize (Up River)	185.00	176.00	176.00	175.00	Argentynse Mielies (Up River)
US Sorghum (Gulf)	185.00	184.00	184.00	180.00	VSA Sorghum (Golf)
Argentine Sorghum (Up River)	148.00	148.00	148.00	148.00	Argentynse Sorghum (Up River)
US Soybeans (Gulf)	365.00	369.00	371.00	370.00	VSA Sojabone (Gulf)
Argentine Soybeans (Up River)	370.00	371.00	374.00	372.00	Argentynse Sojabone (Up River)
Canadian Canola	392.00	390.00	388.00	383.00	Kanadese Canola
Argentine Groundnuts Runners 40/50	1445.00	1445.00	1445.00	1345.00	Argentynse Grondbone 40/50 Runners
US Groundnuts Runners 40/50 shelled	1466.00	n/a	n/a	1472.00	VSA Grondbone 40/50 Runners uitgedop
Australian Malting Barley (Commander Malt)	235.00	234.00	237.00	235.00	Australiese Moutgars (Commander Mout)



Futures prices (US\$/t) / Termynpryse (VSA\$/t) (d)(e) (2020/01/14)							Kommoditeit
Commodity	Mar-20	May-20	Jul-20	Sep-20	Dec-20	Mar-21	
US No3 Yellow maize	153.14	155.90	158.34	158.34	159.13	162.83	VSA No3 Geelmielies
US No2 HRW wheat	182.61	185.33	188.20	191.29	195.47	192.68	VSA No2 HRW koring
US Soybeans	346.20	351.05	355.39	355.53	n/a	353.84	VSA Sojabone



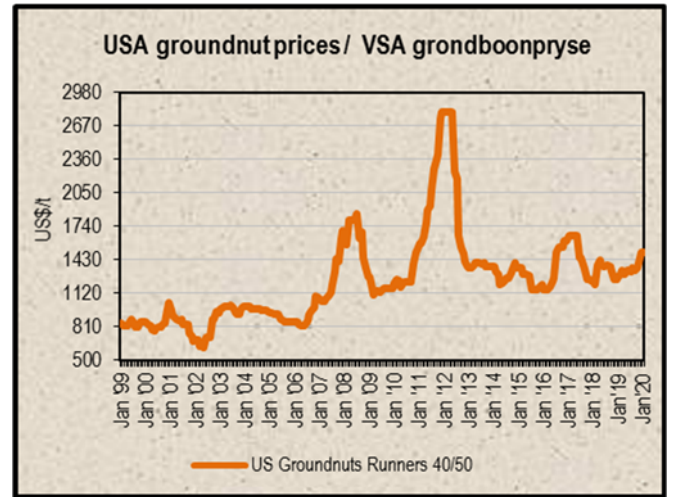
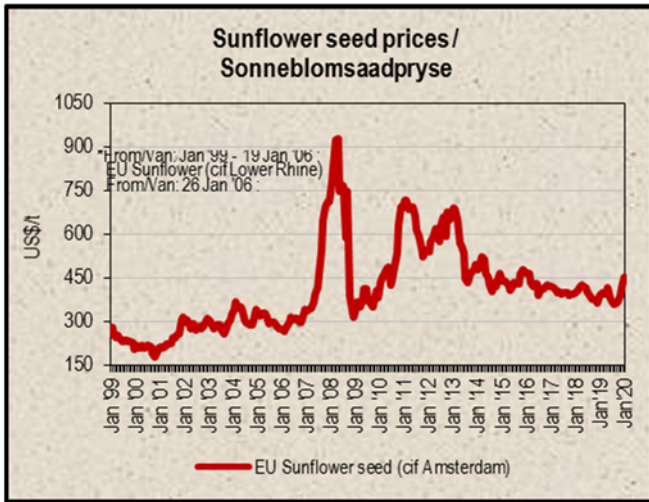
6. LOWEST REPRESENTATIVE ASKING PRICES  
(US\$/t) (f)(g) (Prices of previous week)

6. LAAGSTE VERTEENWOORDIGENDE PRYSE GEVRA  
(Pryse van vorige week) (VSA\$/t) (f)(g)

US\$/t	2020/01/09	2020/01/02	Change/ Verandering	VSA\$/t
Soybeans, USA, c.i.f. Rotterdam	398	399	-0.3%	Sojabone, VSA, k.a.v. Rotterdam
Groundnuts, USA Runners 40/50*	1500	1500	0.0%	Grondbone, VSA Runners 40/50*
Groundnuts, Argentine Runners 40/50*	1525	1525	0.0%	Grondbone, Argentynse Runners 40/50*
Groundnut-oil, c.i.f. Rotterdam	n/a	1480	n/a	Grondboon-olie, k.a.v. Rotterdam
Sunflower seed, EU c.i.f. Amsterdam	452	445	1.6%	Sonneblomsaad, EU k.a.v. Amsterdam
Sunflower seed, fob Black Sea	425	420	1.2%	Sonneblomsaad, Swart See
Sunflower-oil, EU (fob) N.W. Europe	860	870	-1.1%	Sonneblom-olie, EU (vab) N.W. Eur.
Rapeseed, Europe, 00, c.i.f. Hamburg	464	463	0.2%	Raapsaad, Europa, 00, k.a.v. Hamburg

\* Shelled, c.i.f. Rotterdam

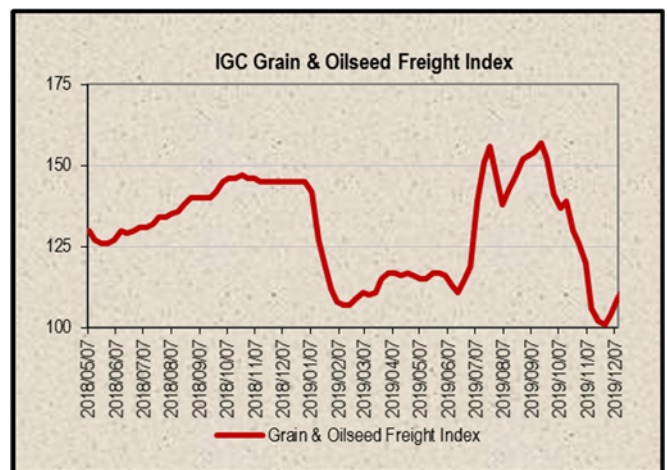
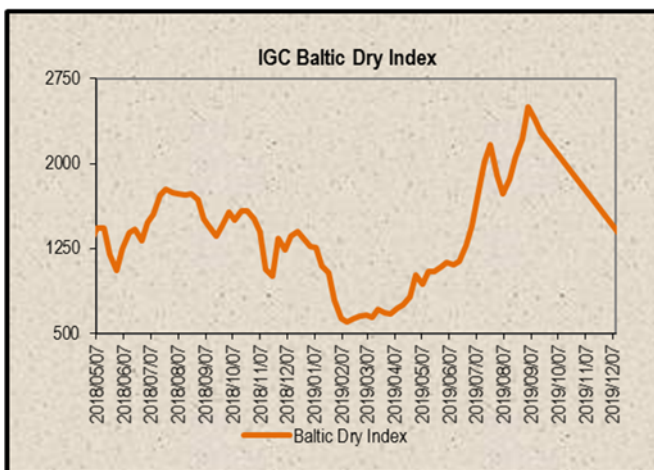
\* Uitgedop k a v Rotterdam



7. IGC FREIGHT INDICES (b)

7. IGC VRAG INDEKSE (b)

IGC FREIGHT INDICES / IGC VRAG INDEKSE							
	2019/11/26	2019/12/03	2019/12/10	2019/12/17	2019/12/24	2020/01/07	
Grain & Oilseeds Freight Index*	1426	1606	1528	1281	1090	791	Graan & Oliesade Vrag Indeks*
Baltic Dry Index	101	104	109	112	106	99	Baltiese Droë Indeks



\* IGC's new Grain & Oilseeds Freight Index (GOFI) represents 68 major grain routes, compared to 15 routes covered previously. Similar to the previous index, the GOFI will be calculated on a weekly basis, with the first week of January 2013 taken as its base of 100.

\* IGC se nuwe Graan & Oliesade Vrag Indeks (GOVI) verteenwoordig 68 hoof graanroetes, teenoor 15 roetes wat voorheen gedek is. Soortgelyk aan die vorige indeks, sal die GOVI weekliks bereken word met die eerste week van Januarie 2013 geneem as basis van 100.

8. IMPORT PARITY PRICES – SUMMER GRAINS (b)(c)

8. INVOERPARITEITPRYSE - SOMERGRANE (b)(c)

INVOERPARITEITPRYSE VAN SOMERGRANE (BTW UITGESLT) SOOS OP			2020/01/14		IMPORT PARITY PRICES OF SUMMER GRAINS (VAT EXCL) AS ON		
ITEM	Nota/ Note	Mielies/Maize	Mielies/Maize	Sorghum	Sorghum	Sorghum	ITEM
		VSA/ USA Golf/Gulf (no.3Y) \$/t	Argentyne/ Argentina Up River \$/t	VSA/ USA Golf/Gulf \$/t	Argentyne/ Argentina Up River \$/t	Australiese/ Australian Brisbane \$/t	
Internasionale VAB pryse	a	178.00	185.00	185.00	148.00	356.00	International FOB prices
Vraggeld	b	34.00	26.00	34.00	26.00	26.00	Freight Rates
Assuransie (0.3% van VAB)		0.53	0.56	0.56	0.44	1.07	Insurance (0.3% of FOB)
1 KOSTE, ASSURANSIE EN VRAG (KAV) \$/T		212.53	211.56	219.56	174.44	383.07	1 COST, INSURANCE AND FREIGHT (CIF) \$/T
<i>Omskakel na R/t</i>							<i>Converted to R/t</i>
R/\$ Wisselkoers op: 2020/01/14	c	14.4688	14.4688	14.4688	14.4688	14.4688	R/\$ Exchange rate on: 2020/01/14
2 KOSTE, ASSURANSIE EN VRAG (KAV) R/t		3075.05	3061.02	3176.77	2523.94	5542.56	2 COST, INSURANCE AND FREIGHT (CIF) R/t
Finansieringskoste	d	25.27	25.16	26.11	20.74	45.56	Financing cost
3 KOSTE, ASSURANSIE, VRAG EN FINANSIERING R/t		3100.32	3086.18	3202.88	2544.68	5588.12	3 COST, INSURANCE, FREIGHT AND FINANCING R/t
Aflaaiikoste:	e, f						Discharging cost:
- Kaapstad		212.55	212.55	n/a	n/a	n/a	- Cape Town
- Durban		202.93	202.93	202.93	202.93	202.93	- Durban
Invoertarief	g	0.00	0.00	80.30	64.24	154.53	Import Tariff
4 VRY OP SPOOR (VOS) R/t							4 FREE ON RAIL (FOR) R/t
- Kaapstad		3312.87	3298.73	n/a	n/a	n/a	- Cape Town
- Durban		3303.25	3289.11	3283.18	2608.92	5742.65	- Durban
Spoorvragkoste	h						Railage cost
- Durban na Randfontein		517.52	517.52	517.52	517.52	517.52	- Durban to Randfontein
5 GELEWER:							5 DELIVERED:
- Durban na Randfontein R/ton		3820.77	3806.63	3800.70	3126.44	6260.17	- Durban to Randfontein R/ton

Notas/Notes:

a Bron van pryse en vraggeld : IGC GMI  
Source of prices and freight rates: IGC GMI

Termyn / Term	US\$/ton (VAB/FOB)	Vraggeld/Freight Rate:	US\$/ton
Mielies/Maize: VSA/USA (Golf/Gulf No.3Y)	Jan 2019 178.00	US Golf / Gulf	34.00
Mielies/Maize: Argentyne/Argentina (Up River)	Jan 2019 185.00	Argentyne / Argentina	26.00
Sorghum: VSA/USA (Golf / Gulf Milo)	Jan 2019 185.00	Australiese/Australia (Fremantle)	26.00
Sorghum: Argentyne/Argentina (Up River)	Jan 2019 148.00		
Sorghum: Australiese/Australia (Brisbane)	Jan 2019 356.00		

b Vraggeld: bereken vir vragte van +/- 20 000 - 30 000t. / Freight rates: calculated for freights of +/- 20 000 - 30 000t.

c Reserwebank / Reserve Bank

d Finansieringskoste: 30 000t @ KAV @ primakoers vir 30 dae. Bron/Source: SARB 10.00% 2019/07/19  
Financing cost: 30 000t @ CIF @ prime rate for 30 days.

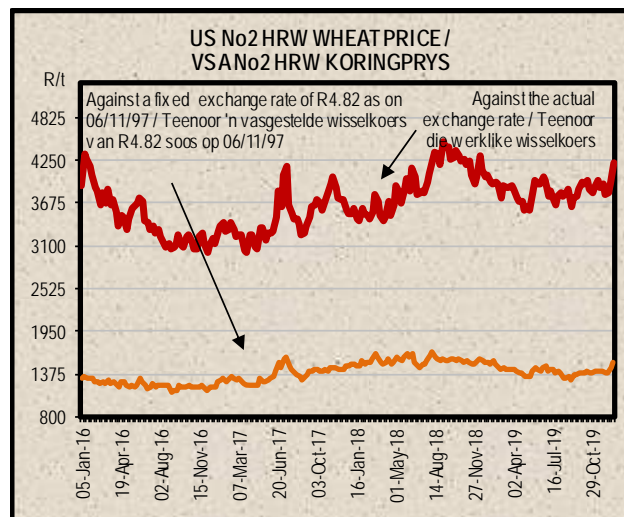
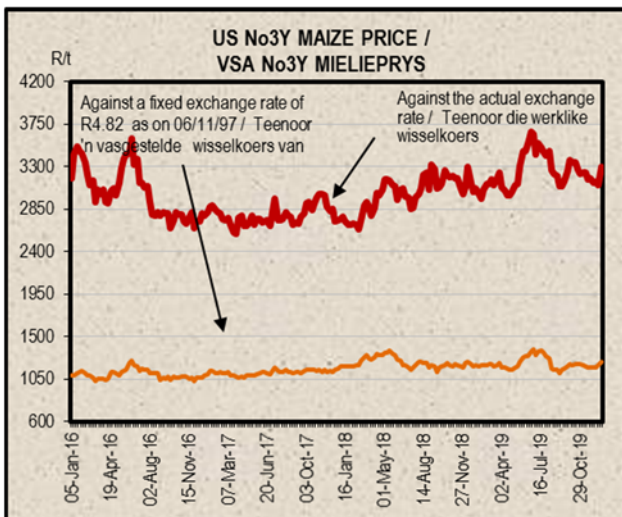
	Mielies/Maize:	Sorghum
Kaapstad / Cape Town:	212.55	n/a
Durban:	202.93	202.93

e Aflaaiikoste / Discharging costs (R/ton):  
Bron / Source: Mainport Africa Shipping

f Ingesluit: Kaai gelde, hantering, kaai besig, agente/dokumentasie, logistiek & opnames (inspeksie van skeepsvrag) / Included: Wharfage, handling, wharf supervision, agent/documentation, logistic & survey (inspection of shipload).  
Uitgesluit: Gesondheidsinspeksie-, skeepagentskapfooi, strooktoetsingsfooi vir GMO, opbergingskoste asook BTW en invoerbelasting / Excluded: Health inspection fee, Ship agency fee, strip testing fees for GMO, storage costs as well as VAT and import duty.  
N.B: Slegs 'n aanduiding, aangesien koste van opname beding kan word / N.B: Indication only, as cost of survey can be negotiated.

g Invoertarief / Import Tariff:  
Mielies/Maize = Vry / Free  
Sorghum = 3% op VAB / on FOB

h Neem asb. kennis van die verandering in Spoorwet se standaard spoorvrag op 1 April 2019, na R517.52.  
Please note the change in Spoorwet's standard railage cost on 1 April 2019 to R517.52.



9. IMPORT PARITY PRICES – WINTER CEREALS (b)(c)

9. INVOERPARITEITPRYSSE - WINTERGRANE (b)(c)

INVOERPARITEITPRYSSE VAN WINTERGRANE (BTW UITGESLT) SOOS OP		2020/01/14				IMPORT PARITY PRICES OF WINTER CEREALS (VAT EXCL) AS ON		
ITEM	Nota / Note	Koring/Wheat	Koring/Wheat	Koring/Wheat	Koring/Wheat	Koring/Wheat	Gars/Barley	ITEM
		VSA/ USA Golf/Gulf  HRW	VSA/ USA PNW  DNS	Argentynse/ Argentine Up River  Trigo Pan	EU Duitsland/ Germany Hamburg B kwaliteit/ quality	Russies/ Russian Black Sea  12.50%	Australiese/ Australian Adelaide  Mout/Malting	
		\$/t	\$/t	\$/t	\$/t	\$/t	\$/t	
Internasionale VAB pryse	a	240.00	267.00	224.00	227.00	222.00	235.00	International FOB prices
Vraggeld	b	34.00	34.00	26.00	28.00	37.00	27.00	Freight Rates
Assuransie (0.3% van VAB)		0.72	0.80	0.67	0.68	0.67	0.71	Insurance (0.3% of FOB)
1 KOSTE, ASSURANSIE EN VRAG (KAV) \$/T		274.72	301.80	250.67	255.68	259.67	262.71	1 COST, INSURANCE AND FREIGHT (CIF) \$/T
<i>Omskakel na R/t</i>								<i>Converted to R/t</i>
R/\$ Wisselkoers op: 2020/01/14	c	14.4688	14.4688	14.4688	14.4688	14.4688	14.4688	R/\$ Exchange rate on: 2020/01/14
2 KOSTE, ASSURANSIE EN VRAG (KAV) R/t		R/t 3974.87	R/t 4366.68	R/t 3626.89	R/t 3699.38	R/t 3757.11	R/t 3801.10	2 COST, INSURANCE AND FREIGHT (CIF) R/t
Finansieringskoste	d	32.67	35.89	29.81	30.41	30.88	31.24	Financing cost
3 KOSTE, ASSURANSIE, VRAG EN FINANSIERING R/t		4007.54	4402.57	3656.70	3729.79	3787.99	3832.34	3 COST, INSURANCE, FREIGHT AND FINANCING R/t
Aflaaikoste	e, f							Discharging cost
3.1 Kaapstad (Hoofsaaklik kaaihyskraan metode)		212.55	212.55	212.55	212.55	212.55	212.55	3.1 Cape Town (Mainly shore cranes method)
3.2 Durban (Hoofsaaklik suig-in-silo metode)		202.93	202.93	202.93	202.93	202.93	202.93	3.2 Durban (Mainly suction into silo method)
Invoertarif op koring	g	1008.60	1008.60	1008.60	1008.60	1008.60	0.00	Import Tariff on wheat
4 VRY OP SPOOR (VOS) R/t								4 FREE ON RAIL (FOR) R/t
4.1 Kaapstadhawe		5228.69	5623.72	4877.85	4950.94	5009.14	4044.89	4.1 Cape Town Harbour
4.2 Durbanhawe		5219.07	5614.10	4868.23	4941.32	4999.52	4035.27	4.2 Durban Harbour
Spoorvragkoste	h							Railage cost
- Kaapstad na Paarl		134.04	134.04	134.04	134.04	134.04	n/a	- Cape Town to Paarl
- Durban na Randfontein		517.52	517.52	517.52	517.52	517.52	517.52	- Durban to Randfontein
5 GELEWER:								5 DELIVERED:
- Kaapstad na Paarl R/ton		5362.73	5757.76	5011.89	5084.98	5143.18	n/a	- Cape Town to Paarl R/ton
- Durban na Randfontein R/ton		5736.59	6131.62	5385.75	5458.84	5517.04	4552.79	- Durban to Randfontein R/ton

Notas/Notes: 2020/01/14

a Bron van pryse en vraggeld : IGC GMI  
Source of prices and freight rates: IGC GMI

Termyn / Term	VAB/FOB US\$/ton	Vraggeld / Freight Rate: US\$/ton	Gars/Barley = US\$ + 1
Koring/Wheat: HRW No 2 (Hard Red Winter) Golf / Gulf	Jan 2020 240.00	VSA/USA (Golf / Gulf) 34.00	
Koring/Wheat: DNS 14% No 2 (Dark Northern Spring) Golf / Gulf	Jan 2020 267.00	Argentinië / Argentina (Upriver) 26.00	
Koring/Wheat: Argentinië / Argentine (Up River) Trigo Pan	Jan 2020 224.00	EU (Rouen/Hamburg) 28.00	29.00
Koring/Wheat: EU (Duitsland / Germany) B kwaliteit / quality	Jan 2020 227.00	Australië / Australia (Fremantle) 26.00	27.00
Koring/Wheat: Russian Milling 12.5%	Jan 2020 222.00	Rusland/Russia (Novorossiysk) 37.00	
Gars/Barley: Australiese moutgars/Australian malting barley (Adelaide)	Jan 2020 235.00		

b Vraggeld: bereken vir vragte van +/- 20 000 - 30 000t. / Freight rates: calculated for freights of +/- 20 000 - 30 000t.

c Reserwebank / Reserve Bank

d Finansieringskoste: 30 000t @ KAV @ primakoers vir 30 dae. Bron/Source: SARB 10.00% 2019/07/19  
Financing cost: 30 000t @ CIF @ prime rate for 30 days.

e Aflaaikoste / Discharging cost (R/ton):  
Bron / Source: Mainport Africa Shipping

	Koring/Wheat:	Gars/Barley:
Kaapstad /	212.55	212.55
Durban:	202.93	202.93

f Ingesluit: Kaai gelde, hantering, kaaitoetsing, agente/dokumentasie, logistiek & opnames (inspeksie van skeepsvrag).  
Included: Wharfage, handling, wharf supervision, agent/documentation, logistic & survey (inspection of shipload).  
Uitgesluit: Gesondheidsinspeksie-, skeepagentskapfooi, strooktoetsingsfooi vir GMO, opbergingskoste asook BTW en invoerbelasting.  
Excluded: Health inspection fee, Ship agency fee, strip testing fees for GMO, storage costs as well as VAT and import duty.  
N.B: Slegs 'n aanduiding, aangesien koste van opname beding kan word / N.B: Indication only, as cost of survey can be negotiated.

g Invoertarif / Import Tariff:  
Koring/Wheat = R1008.60 p/ton  
Gars/Barley = Vry/Free

h Neem asb. kennis van verandering in Spoornet se standaard spoorvrag op 1 April 2019 soos volg:  
Kaapstad na Paarl R134.04 en Durban na Randfontein R517.52  
Please note the change on 1 April 2019, in Spoornet's standard railage cost as follows:  
Cape Town to Paarl R134.04 and Durban to Randfontein R517.52

10. IMPORT PARITY PRICES – OIL SEEDS (b)(c)(f)(g)

10. INVOERPARITEITPRYSE - OLIESADE (b)(c)(f)(g)

INVOERPARITEITPRYSE VAN OLIESADE (BTW UITGESLT) SOOS OP										2020/01/14	IMPORT PARITY PRICES OF OIL SEEDS (VAT EXCL) AS ON
ITEM	Nota/ Note	Sojabone/ Soybeans	Sojabone/ Soybeans	Sojabone/ Soybeans	Sonneblom/ Sunflower	Sonneblom/ Sunflower	Canola	Grondbone/ Groundnuts	Grondbone/ Groundnuts	ITEM	
		VSA/ USA Golf/Gulf	Argentynse/ Argentine Up River	Brazilië/ Brazil Paranagua	EU Franse/ French Bordeaux	Swart See / Black Sea	Kanadese/ Canadian Vancouver	Argentynse/ Argentine Raw Runners 40/50	VSA/ USA Raw Runners 40/50		
Internasionale VAB pryse	a	\$/t	\$/t	\$/t	\$/t		\$/t	\$/t	\$/t	International FOB prices	
Vraggeld	b	365.00	370.00	365.00	439.00	425.00	392.00	1445.00	1466.00	Freight Rates	
Assuransie (0.3% van VAB)		1.10	1.11	1.10	1.32	1.28	1.18	4.34	4.40	Insurance (0.3% of FOB)	
1 KOSTE, ASSURANSIE EN VRAG (KAV) \$/T Omskakel na R/ R/\$ Wisselkoers op: 2020/01/14	c	400.10	397.11	392.10	468.32	463.28	427.18	1529.34	1504.40	1 COST, INSURANCE AND FREIGHT (CIF) \$/T Converted to R/ R/\$ Exchange rate on: 2020/01/14	
2 KOSTE, ASSURANSIE EN VRAG (KAV) R/T		R/t	R/t	R/t	R/t		R/t	R/t	R/t	2 COST, INSURANCE AND FREIGHT (CIF) R/T	
Finansieringskoste	d	5788.97	5745.71	5673.22	6776.03	6703.11	6180.78	22127.71	21766.86	Financing cost	
3 KOSTE, ASSURANSIE, VRAG EN FINANSIERING R/T		47.58	47.23	46.63	55.69	55.09	50.80	181.87	178.91	3 COST, INSURANCE, FREIGHT AND FINANCING R/T	
		5836.55	5792.94	5719.85	6831.72	6758.20	6231.58	22309.58	21945.77		
Alfaaikoste: Durban	e, f	202.93	202.93	202.93	202.93	202.93	202.93	447.84	447.84	Discharging cost: Durban	
Invoertarif:	g	422.49	428.28	422.49	0.00	0.00	567.18	2090.74	2121.13	Import Tariff:	
4 VRY OP SPOOR (VOS) R/t: Durban		6461.97	6424.15	6345.27	7034.65	6961.13	7001.69	24848.16	24514.74	4 FREE ON RAIL (FOR) R/t: Durban	
Spoorvragkoste	h									Railage cost	
- Durban na Randfontein		517.52	517.52	517.52	517.52	517.52	517.52	-	-	- Durban to Randfontein	
5 GELEWER: - Durban na Randfontein R/ton		6979.49	6941.67	6862.79	7552.17	7478.65	7519.21	-	-	5 DELIVERED: - Durban to Randfontein R/ton	

Notas/Notes:

a Bron van pryse en vraggeld / Source of prices and freight rates : IGC (GMI), Geogalos Peanut World & Oilworld

2020/01/14

Termyn / Term	US\$/ton (VAB/FOB)	Vraggeld/Freight Rate:	US\$/ton
Sojabone/Soybeans: VSA/USA (Golf/Gulf)	365.00	US Golf / Gulf	34.00
Sojabone/Soybeans: Argentinië/Argentina (Up River)	370.00	Argentinië / Argentina	26.00
Sojabone/Soybeans: Brazilië/Brazil (Paranagua)	365.00	EEC (Bordeaux/Hamburg)	28.00
Sonneblom/Sunflower: EU Frankryk/France (Bordeaux)	439.00	Kanada/Canada (St Lawrence)	34.00
Sonneblom/Sunflower: Swart See/Black Sea	425.00	Rusland / Russia (Novorossiysk)	37.00
Canola: Kanada/Canada (Vancouver)	392.00	Grondbone/Groundnuts (ARG)	80.00
Grondbone/Groundnuts: Argentinië/Argentina (Raw Runner 40/50)	1445.00		
Grondbone/Groundnuts: VSA/USA (Runners 40/50)	1466.00		

b Vraggeld: bereken vir vragte van +/- 20 000 - 30 000t / Freight rates: calculated for freights of +/- 20 000 - 30 000t

c Reserwebank / Reservebank

d Finansieringskoste: 30 000t @ KAV @ primakoers vir 30 dae. Bron/Source: SARB 10.00% 2019/07/19

Financing cost: 30 000t @ CIF @ prime rate for 30 days.

e Alfaaikoste / Discharging costs (R/ton):

Bron / Source: Mainport Africa Shipping

	Sojabone/ Soybeans	Sonneblom/ Sunflower	Canola	Grondbone/ Groundnuts
Durban:	202.93	202.93	202.93	447.84

f Alfaaikoste / Discharging fees:

Ingesluit: Kaaigelde, hantering, kaaitoesig, agente/dokumentasie, logistiek & opnames (inspeksie van skeepsvrag) /

Included: Wharfage, handling, wharf supervision, agent/documentation, logistic & survey (inspection of shipload).

Uitgesluit: Gesondheidsinspeksie-, skeepagentskapfooi, strooktoetsingsfooi vir GMO, opbergingskoste asook BTW en invoerbelasting /

Excluded: Health inspection fee, Ship agency fee, strip testing fees for GMO, storage costs as well as VAT and import duty.

N.B: Slegs 'n aanduiding, aangesien koste van opname beding kan word / N.B: Indication only, as cost of survey can be negotiated.

g Invoertarif / Import Tariff:

Sojabone/Soybeans = 8% op VAB / on FOB

Sonneblom/Sunflower = Vry / Free

Canola = 10% op VAB / on FOB

Grondbone/Groundnuts = 10% op VAB / on FOB

h Neem asb. kennis van die verandering in Spoorwet se standaard spoorvrag op 1 April 2019, na R517.52

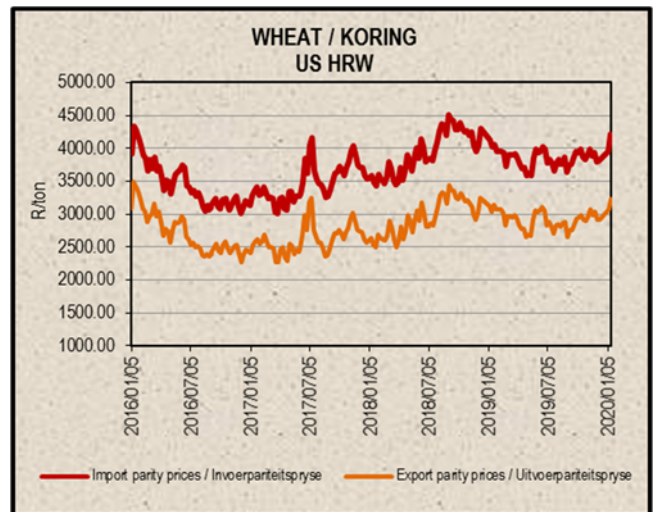
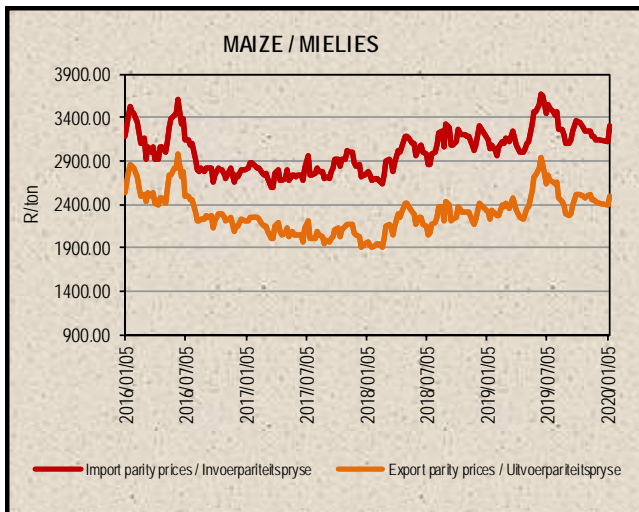
Please note the change on 1 April 2019 in Spoorwet's standard railrage cost to R517.52

i Kwotasies is k.a.v. pryse. VAB pryse dus berekende pryse (kav minus vraggeld) / Quotes are c.i.f. prices. FOB prices are therefore calculated prices (cif minus freight rates).

11. EXPORT PARITY PRICES (b)(c)

11. UITVOERPARITEITPRYSE (b)(c)

INDICATIVE EXPORT PARITY PRICES AS ON	2020/01/14				AANDUIDENDE UITVOERPARITEITSPRYSE SOOS OP
This is <b>only an example</b> of how an export parity price can be calculated - it can vary according to need	US No3Y Maize/ Mielies Gulf/Golf (b) Jan 2019	US HRW Wheat/Koring Gulf/Golf (b) Jan 2019	US DNS 14% Wheat/Koring PNW (b) Jan 2019	Argentine Raw Runner 40/50 Groundnuts/ Grondbone (f) Jan 2019	Hierdie is slegs 'n voorbeeld van hoe 'n uitvoerpariteitsprys bereken kan word - dit kan varieer volgens behoefte
FOB Gulf value (\$/t)	178.00	240.00	267.00	1445.00	VAB Golfwaarde (\$/t)
Difference in quality and locality of SA <sup>1</sup> Maize: Plus US\$10 (\$/t) Groundnuts: Less 3,5% of fob value	\$10.00			96,5%	<sup>1</sup> Kwaliteits- en liggingsverskil van SA Mielies: Plus VSA\$10 (\$/t) Grondbone: Min 3,5% van vab waarde
SA fob price (\$/t)	188.00	240.00	267.00	1394.43	SA vab prys (\$/t)
Exchange rate (1\$=): (2020/01/14) <sup>2</sup>	14.4688	14.4688	14.4688	14.4688	<sup>2</sup> Wisselkoers (1\$=): (2020/01/14)
FOB Gulf value (R/t)	2720.13	3472.51	3863.17	20175.73	VAB Golfwaarde (R/t)
<b>Marketing costs:</b>					<b>Bemerkings koste:</b>
Financing (Prime rate 10.00% - 30 days) (R/t)	22.36	28.54	31.75	165.83	Finansieringskoste (Primakoers 10.00% - 30 dae) (R/t)
Railage: <sup>3</sup> Randfontein – Durban harbour	517.52	517.52	517.52	-	<sup>3</sup> Spoorvrage: Randfontein – Durbanhawe
Loading costs: (R/t) <sup>4</sup> Durban Harbour (Mainly spout method)	207.60	213.20	213.20	552.71	<sup>4</sup> Oplaaikoste: (R/t) Durbanhawe (Hoofsaaklik tregter metode)
<b>EXPORT REALISATION (R/t):</b>					<b>UITVOER REALISASIE (R/t):</b>
<b>Randfontein</b>	<b>1972.65</b>	<b>2713.25</b>	<b>3100.70</b>	<b>19457.19</b>	<b>Randfontein</b>
<i>Difference in quality and locality of SA (As requested by the industry)</i>			1		<i>Kwaliteits- en liggingsverskil van SA (Soos deur die bedryf versoek)</i>
<i>As from 14 June 2012, the discount/rebate will no longer be used to calculate the export parity price on US HRW and a new calculation will be added for US DNS, also without the discount/rebate.</i>					<i>Vanaf 14 Junie 2012 sal die diskonto/premie nie meer gebruik word by die berekening van die uitvoerpariteitprys van US HRW nie en 'n nuwe berekening word nou vir US DNS gedoen, ook sonder diskonto/premie.</i>
<i>Reserve Bank</i>			2		<i>Reserwebank</i>
<i>Railage costs:</i>					<i>Spoorvrage koste:</i>
<i>Please note that on 1 April 2019 Spoornet's standard railage cost has changed to R517.52.</i>			3		<i>Neem asb. kennis dat Spoornet se standaard spoorvrage op 1 April 2019 verander het na R517.52.</i>
<i>Loading costs, received from Mainport Africa Shipping:</i>					<i>Oplaaikoste, ontvang van Mainport Africa Shipping:</i>
<i>Included: Cargo dues, handling, wharf supervision, agency/documentation, logistics &amp; surveys (inspection of cargo).</i>			4		<i>Ingesluit: Kaaigelde, hantering, kaaitoetsig, agente/dokumentasie, logistiek &amp; opnames (inspeksie van skeepsvrage)</i>
<i>Excluded: Ship agent fees, health &amp; PPECB inspections, storage facility &amp; transport costs to storage facility, VAT &amp; duties.</i>					<i>Uitgesluit: Skeepsagentskaps-, inspeksie-, opbergings- en vervoerkoste na opbergingsfasiliteit, BTW &amp; invoerbelasting.</i>



## 12. WEATHER

For local weather, please follow the link below:

<https://www.accuweather.com/en/za/south-africa-weather>

## 12. WEER

Vir plaaslike weer, volg asseblief die onderstaande skakel:

<https://www.accuweather.com/en/za/south-africa-weather>

### *Sources / Bronne:*

*(a) = Safex; (b) = International Grains Council; (c) = SAGIS;*

*(d) = CBOT; (e) = KCBT; (f) = Oil World; (g) = Georgalos Peanut World.*

*\* Formula according to ITAC (International Trade Administration Commission of South Africa)/*

*Formule volgens ITAC (International Trade Administration Commission of South Africa)*

*SAGIS*

Nico Hawkins

General Manager / Hoofbestuurder

**Indemnity/Vrywaring:** Although everything has been done to ensure the accuracy of the information, neither SAGIS nor any of its directors or employees takes any responsibility for actions or losses that might occur as a result of the usage of this information. / Alhoewel alles gedoen is om te verseker dat die inligting korrek is, aanvaar nie SAGIS of enige van sy direkteure of werknemers verantwoordelikheid vir enige aksies of verliese as gevolg van die inligting wat gebruik is nie.