

SAGIS WEEKLY BULLETIN / SAGIS WEEKLIKSE BULLETIN

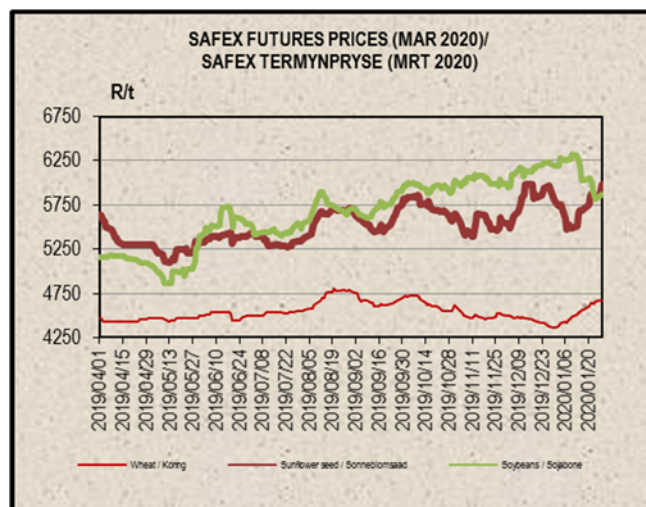
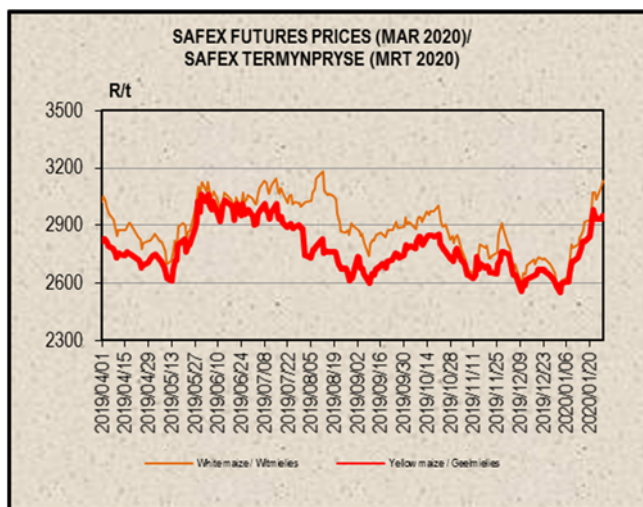
Please note that as from Thursday 7 March 2019, numbers 1, 2 & 4 in this bulletin will be hyperlinked with the relevant pages on our website / Neem asseblief kennis dat vanaf Donderdag 7 Maart 2019, sal nommers 1, 2 & 4 in hierdie bulletin geskakel wees met die relevante bladsye op ons webwerf.

1. PRODUCER DELIVERIES:	1. PRODUSENTELEWERINGS:
http://www.sagis.org.za/weekly_prod_deliveries.html	
2. IMPORTS, EXPORTS & MAIZE INTENTIONS:	2. INVOERE, UITVOERE & MIELIE INTENSIES:
http://www.sagis.org.za/weekly_imp-exp.html	

3. DOMESTIC PRICES PER SAFEX (R/t)(a)

3. PLAASLIKE PRYSE VOLGENS SAFEX (R/t)(a)

Commodity	Future Prices / Termynpryse (2020/01/28) R/ton					Kommoditeit
	Feb-20	Mar-20	May-20	Jul-20	Sep-20	
White maize	3225.00	3133.00	2642.00	2399.00	2459.00	Witmielies
Yellow maize	2961.00	2952.00	2530.00	2484.00	2528.00	Geelmielies
Wheat	4685.00	4675.00	4703.00	4725.00	4495.00	Koring
Sunflower	5948.00	5980.00	5554.00	5542.00	5693.00	Sonneblom
Soybeans	5902.00	5872.00	5813.00	5906.00	5947.00	Sojabone
Sorghum	N/A	3215.00	3161.00	3138.00	3114.00	Sorghum



Directors/Direkteure:

Boshoff JDW (Mr/Mnr), Briedenhann E (Dr), Make BB (Mr/Mnr), Mohane HT (Mr/Mnr), Nebe AAA (Mr/Mnr), Ngejane Z (Mr/Mnr), Purchase JL (Dr) Chairperson/Voorsitter, Purnell M (Ms/Me) (Vice-Chairperson /Onder Voorsitter)
Groothof WJ (Mr/Mnr), Penny GR (Mr/Mnr), Schoonwinkel BC (Mr/Mnr), Van der Merwe JM (Ms/Me)
Hawkins NJ (Mr/Mnr)

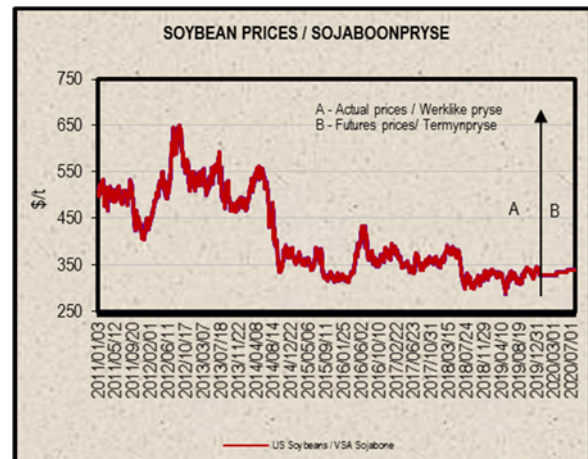
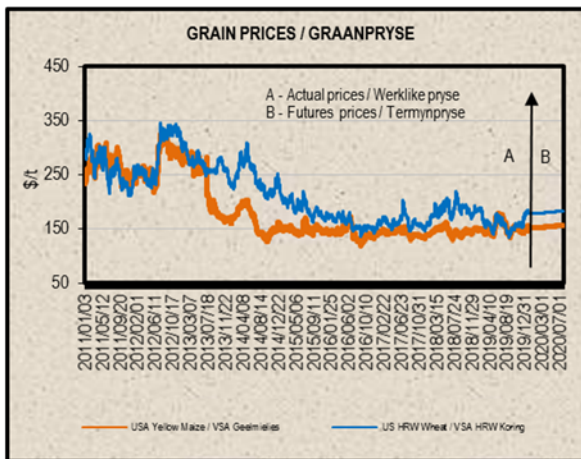
Alternate Directors/Alternatiewe Direkteure: General Manager/Hoofbestuurder:

http://www.sagis.org.za/import_tariffs.html

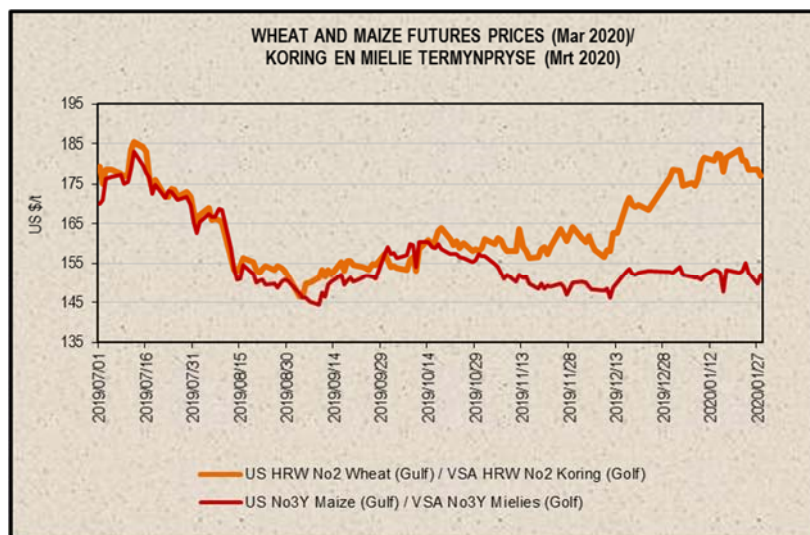
5. PRICES – INTERNATIONAL (US\$/t)

5. PRYSE - INTERNASIONAAL (VSA\$/t)

FOB (US\$/t)	Export Quotations/ Uitvoerkwotasie (b)(f)(g)				VAB (VSA\$/t)
	2020/01/28	2020/01/21	2020/01/14	2020/01/07	
US No 2 HRW Wheat (Gulf)	236.00	239.00	240.00	233.00	VSA No 2 HRW Koring (Golf)
US DNS Wheat 14% PNW	262.00	267.00	267.00	267.00	VSA DNS Koring 14% PNW
Argentine Wheat (Up River)	240.00	230.00	224.00	211.00	Argentynse Koring (Up River)
EC (France) Wheat (grade 1)	219.00	226.00	223.00	217.00	EU (Frankryk) Koring (graad 1)
EC (Germany) B Quality Wheat	224.00	230.00	227.00	222.00	EU (Duitsland) B Kwaliteit Koring
Russia Milling 12.5%	232.00	229.00	222.00	219.00	Swart See Maalkoring
US No 3Y Maize (Gulf)	179.00	179.00	178.00	175.00	VSA No3Y Mielies (Golf)
Argentine Maize (Up River)	190.00	191.00	185.00	176.00	Argentynse Mielies (Up River)
US Sorghum (Gulf)	184.00	185.00	185.00	184.00	VSA Sorghum (Golf)
Argentine Sorghum (Up River)	148.00	148.00	148.00	148.00	Argentynse Sorghum (Up River)
US Soybeans (Gulf)	352.00	359.00	365.00	369.00	VSA Sojabone (Gulf)
Argentine Soybeans (Up River)	352.00	359.00	370.00	371.00	Argentynse Sojabone (Up River)
Canadian Canola	373.00	388.00	392.00	390.00	Kanadese Canola
Argentine Groundnuts Runners 40/50	1450.00	1445.00	1445.00	1445.00	Argentynse Grondbone 40/50 Runners
US Groundnuts Runners 40/50 shelled	1469.00	1467.00	1466.00	n/a	VSA Grondbone 40/50 Runners uitgedop
Australian Malting Barley (Commander Malt)	236.00	237.00	235.00	234.00	Australiese Moutgars (Commander Mout)



Futures prices (US\$/t) / Termynpryse (VSA\$/t) (d)(e) (2020/01/28)							
Commodity	Mar-20	May-20	Jul-20	Sep-20	Dec-20	Mar-21	Kommoditeit
US No3 Yellow maize	152.12	154.32	156.37	155.27	156.45	160.31	VSA No3 Geelmielies
US No2 HRW wheat	183.72	186.36	189.01	191.87	195.69	199.52	VSA No2 HRW koring
US Soybeans	328.86	334.00	338.85	340.39	n/a	342.30	VSA Sojabone



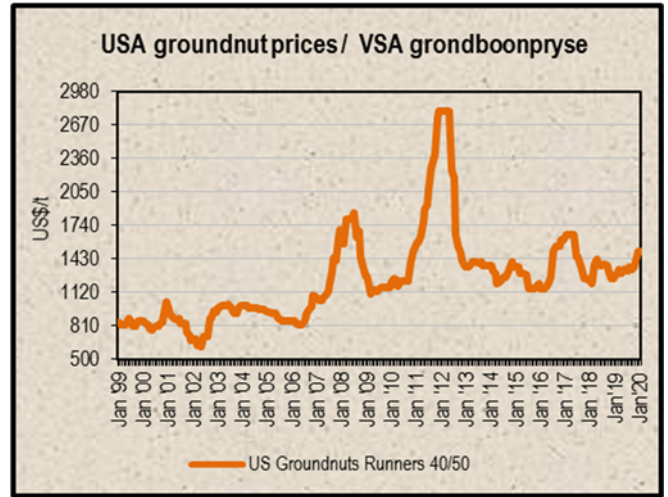
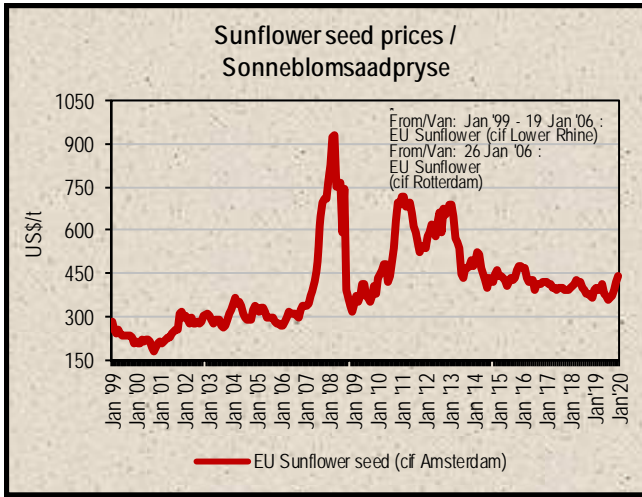
6. LOWEST REPRESENTATIVE ASKING PRICES
(US\$/t)(f)(g)(Prices of previous week)

6. LAAGSTE VERTEENWOORDIGENDE PRYSE GEVRA
(Pryse van vorige week)(VSA\$/t)(f)(g)

US\$/t	2020/01/23	2020/01/16	Change/ Verandering	VSA\$/t
Soybeans, USA, c.i.f. Rotterdam	386	390	-1.0%	Sojabone, VSA, k.a.v. Rotterdam
Groundnuts, USA Runners 40/50*	1500	1500	0.0%	Grondbone, VSA Runners 40/50*
Groundnuts, Argentine Runners 40/50*	1530	1525	0.3%	Grondbone, Argentynse Runners 40/50*
Groundnut-oil, c.i.f. Rotterdam	1510	1500	0.7%	Grondboon-olie, k.a.v. Rotterdam
Sunflower seed, EU c.i.f. Amsterdam	440	442	-0.5%	Sonneblomsaad, EU k.a.v. Amsterdam
Sunflower seed, fob Black Sea	415	415	0.0%	Sonneblomsaad, Swart See
Sunflower-oil, EU (fob) N.W. Europe	815	830	-1.8%	Sonneblom-olie, EU (vab) N.W. Eur.
Rapeseed, Europe, 00, c.i.f. Hamburg	462	459	0.7%	Raapsaad, Europa, 00, k.a.v. Hamburg

* Shelled, c.i.f. Rotterdam

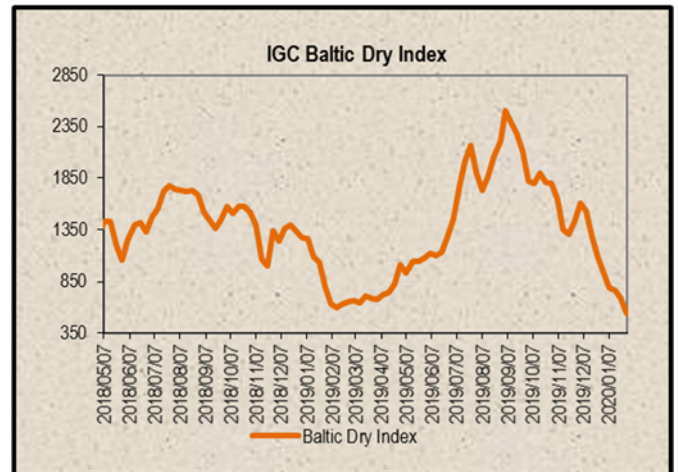
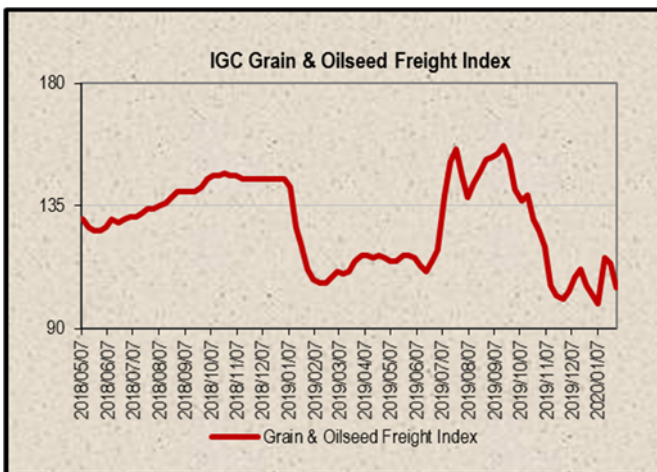
* Uitgedop k a v Rotterdam



7. IGC FREIGHT INDICES (b)

7. IGC VRAG INDEKSE (b)

IGC FREIGHT INDICES / IGC VRAG INDEKSE							
	2019/12/17	2019/12/24	2020/01/07	2020/01/14	2020/01/21	2020/01/28	
Grain & Oilseeds Freight Index*	1281	1090	791	763	689	539	Graan & Oliesade Vrag Indeks*
Baltic Dry Index	112	106	99	116	114	105	Baltiese Droë Indeks



* IGC's new Grain & Oilseeds Freight Index (GOFI) represents 68 major grain routes, compared to 15 routes covered previously. Similar to the previous index, the GOFI will be calculated on a weekly basis, with the first week of January 2013 taken as its base of 100.

* IGC se nuwe Graan & Oliesade Vrag Indeks (GOVI) verteenwoordig 68 hoof graanroetes, teenoor 15 roetes wat voorheen gedek is. Soortgelyk aan die vorige indeks, sal die GOVI weekliks bereken word met die eerste week van Januarie 2013 geneem as basis van 100.

8. IMPORT PARITY PRICES – SUMMER GRAINS (b)(c)

8. INVOERPARITEITPRYSE - SOMERGRANE (b)(c)

INVOERPARITEITPRYSE VAN SOMERGRANE (BTW UITGESLT) SOOS OP		2020/01/28			IMPORT PARITY PRICES OF SUMMER GRAINS (VAT EXCL) AS ON		
ITEM	Nota/ Note	Mielies/Maize	Mielies/Maize	Sorghum	Sorghum	Sorghum	ITEM
		VSA/ USA Golf/Gulf (no.3Y)	Argentynse/ Argentine Up River	VSA/ USA Golf/Gulf	Argentynse/ Argentine Up River	Australiese/ Australian Brisbane	
		\$/t	\$/t	\$/t	\$/t	\$/t	
Internasionale VAB pryse	a	179.00	190.00	184.00	148.00	345.00	International FOB prices
Vraggeld	b	31.00	25.00	31.00	25.00	23.00	Freight Rates
Assuransie (0.3% van VAB)		0.54	0.57	0.55	0.44	1.04	Insurance (0.3% of FOB)
1 KOSTE, ASSURANSIE EN VRAG (KAV) \$/T		210.54	215.57	215.55	173.44	369.04	1 COST, INSURANCE AND FREIGHT (CIF) \$/T
<i>Omskakel na R/t</i>							<i>Converted to R/t</i>
R/\$ Wisselkoers op: 2020/01/28							R/\$ Exchange rate on: 2020/01/28
2 KOSTE, ASSURANSIE EN VRAG (KAV) R/t	c	14.6031 R/t	14.6031 R/t	14.6031 R/t	14.6031 R/t	14.6031 R/t	2 COST, INSURANCE AND FREIGHT (CIF) R/t
		3074.54	3147.99	3147.70	2532.76	5389.13	
3 KOSTE, ASSURANSIE, VRAG EN FINANSIERING R/t	d	24.64	25.23	25.22	20.30	43.19	Financing cost
Finansieringskoste		3099.18	3173.22	3172.92	2553.06	5432.32	3 COST, INSURANCE, FREIGHT AND FINANCING R/t
Alfaakoste:	e, f						Discharging cost:
- Kaapstad		212.55	212.55	n/a	n/a	n/a	- Cape Town
- Durban		202.93	202.93	202.93	202.93	202.93	- Durban
Invoertarif	g	0.00	0.00	80.61	64.84	151.14	Import Tariff
4 VRYOP SPOOR (VOS) R/t							4 FREE ON RAIL (FOR) R/t
- Kaapstad		3311.73	3385.77	n/a	n/a	n/a	- Cape Town
- Durban		3302.11	3376.15	3253.53	2617.90	5583.46	- Durban
Spoorvragkoste	h						Railage cost
- Durban na Randfontein		517.52	517.52	517.52	517.52	517.52	- Durban to Randfontein
5 GELEWER:							5 DELIVERED:
- Durban na Randfontein R/ton		3819.63	3893.67	3771.05	3135.42	6100.98	- Durban to Randfontein R/ton

Notas/Notes:

a Bron van pryse en vraggeld : IGC GMI 2020/01/28
Source of prices and freight rates: IGC GMI

Termyn / Term	US\$/ton (VAB/FOB)	Vraggeld/Freight Rate:	US\$/ton
Mielies/Maize: VSA/USA (Golf/Gulf No.3Y)	Feb 2020 179.00	US Golf / Gulf	31.00
Mielies/Maize: Argentinië/Argentina (Up River)	Jan 2020 190.00	Argentinië / Argentina	25.00
Sorghum: VSA/USA (Golf / Gulf/Milo)	Feb 2020 184.00	Australië/Australia (Fremantle)	23.00
Sorghum: Argentinië/Argentina (Up River)	Jan 2020 148.00		
Sorghum: Australië/Australia (Brisbane)	Jan 2020 345.00		

b Vraggeld: bereken vir vragte van +/- 20 000 - 30 000L / Freight rates: calculated for freights of +/- 20 000 - 30 000L

c Reserwebank / Reserve Bank

d Finansieringskoste: 30 000t @ KAV @ primakoers vir 30 dae. Bron/Source: SARB 9.75% 2020/01/17
Financing cost: 30 000t @ CIF @ prime rate for 30 days.

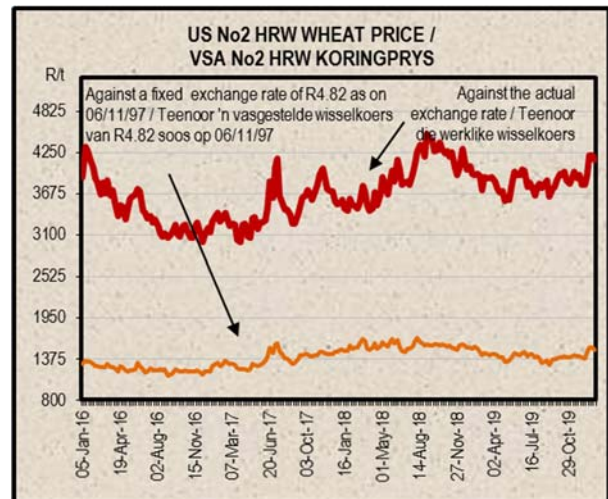
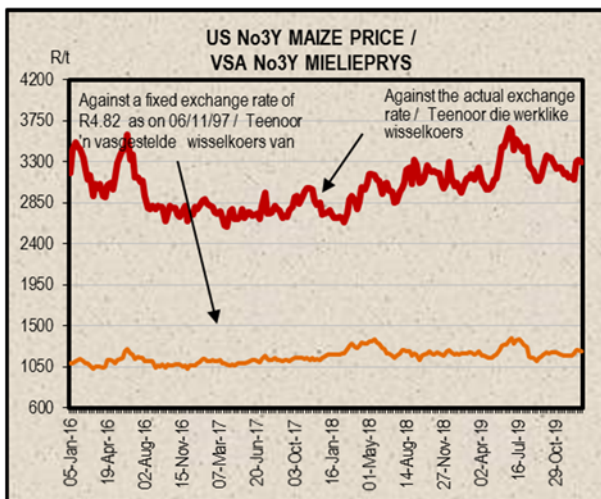
	Mielies/Maize:	Sorghum
Kaapstad / Cape Town:	212.55	n/a
Durban:	202.93	202.93

e Alfaakoste / Discharging costs (R/ton):
Bron / Source: Mainport Africa Shipping

f Ingesluit: Kaaigelde, hantering, kaaltoesig, agente/dokumentasie, logistiek & opnames (inspeksie van skeepsvrag) / Included: Wharfage, handling, wharf supervision, agent/documentation, logistic & survey (inspection of shipload).
Uitgesluit: Gesondheidsinspeksie-, skeepagentskapfooi, strookbetsingsfooi vir GMO, opbergingskoste asook BTW en invoerbelasting / Excluded: Health inspection fee, Ship agency fee, strip testing fees for GMO, storage costs as well as VAT and import duty.
N.B: Slegs 'n aanduiding, aangesien koste van opname beding kan word / N.B: Indication only, as cost of survey can be negotiated.

g Invoertarif / Import Tariff:
Mielies/Maize = Vry / Free
Sorghum = 3% op VAB / on FOB

h Neem asb. kennis van die verandering in Spoorwet se standaard spoorvrag op 1 April 2019, na R517.52.
Please note the change in Spoorwet's standard railage cost on 1 April 2019 to R517.52.



9. IMPORT PARITY PRICES – WINTER CEREALS (b)(c)

9. INVOERPARITEITPRYSSE - WINTERGRANE (b)(c)

INVOERPARITEITPRYSSE VAN WINTERGRANE (BTW UITGESLT) SOOS OP		2020/01/28		IMPORT PARITY PRICES OF WINTER CEREALS (VAT EXCL) AS ON				
ITEM	Nota / Note	Koring/Wheat	Koring/Wheat	Koring/Wheat	Koring/Wheat	Koring/Wheat	Gars/Barley	ITEM
		VSA/ USA Golf/Gulf HRW	VSA/ USA PNW DNS	Argentynse/ Argentine Up River Trigo Pan	EU Duitsland/ Germany Hamburg B kwaliteit/ quality	Russies/ Russian Black Sea 12.50%	Australiese/ Australian Adelaide Mout/Malting	
		\$/t	\$/t	\$/t	\$/t	\$/t	\$/t	
Internasionale VAB pryse	a	236.00	262.00	240.00	224.00	232.00	236.00	International FOB prices
Vraggeld	b	31.00	31.00	25.00	26.00	33.00	24.00	Freight Rates
Assuransie (0.3% van VAB)		0.71	0.79	0.72	0.67	0.70	0.71	Insurance (0.3% of FOB)
1 KOSTE, ASSURANSIE EN VRAG (KAV) \$/T		267.71	293.79	265.72	250.67	265.70	260.71	1 COST, INSURANCE AND FREIGHT (CIF) \$/T
<i>Omskakel na R/</i>								<i>Converted to R/</i>
R/\$ Wisselkoers op: 2020/01/28	c	14.6031	14.6031	14.6031	14.6031	14.6031	14.6031	R/\$ Exchange rate on: 2020/01/28
2 KOSTE, ASSURANSIE EN VRAG (KAV) R/t		3909.40	4290.24	3880.34	3660.56	3880.04	3807.17	2 COST, INSURANCE AND FREIGHT (CIF) R/t
Finansieringskoste	d	31.33	34.38	31.10	29.33	31.09	30.51	Financing cost
3 KOSTE, ASSURANSIE, VRAG EN FINANSIERING R/t		3940.73	4324.62	3911.44	3689.89	3911.13	3837.68	3 COST, INSURANCE, FREIGHT AND FINANCING R/t
Aflaaiikoste	e, f							Discharging cost
3.1 Kaapstad (Hoofsaaklik kaaihyskraan metode)		212.55	212.55	212.55	212.55	212.55	212.55	3.1 Cape Town (Mainly shore cranes method)
3.2 Durban (Hoofsaaklik suig-in-silo metode)		202.93	202.93	202.93	202.93	202.93	202.93	3.2 Durban (Mainly suction into silo method)
Invoertarif op koring	g	776.20	776.20	776.20	776.20	776.20	0.00	Import Tariff on wheat
4 VRY OP SPOOR (VOS) R/t								4 FREE ON RAIL (FOR) R/t
4.1 Kaapstadhawe		4929.48	5313.37	4900.19	4678.64	4899.88	4050.23	4.1 Cape Town Harbour
4.2 Durbanhawe		4919.86	5303.75	4890.57	4669.02	4890.26	4040.61	4.2 Durban Harbour
Spoorvragkoste	h							Railage cost
- Kaapstad na Paarl		134.04	134.04	134.04	134.04	134.04	n/a	- Cape Town to Paarl
- Durban na Randfontein		517.52	517.52	517.52	517.52	517.52	517.52	- Durban to Randfontein
5 GELEWER:								5 DELIVERED:
- Kaapstad na Paarl R/ton		5063.52	5447.41	5034.23	4812.68	5033.92	n/a	- Cape Town to Paarl R/ton
- Durban na Randfontein R/ton		5437.38	5821.27	5408.09	5186.54	5407.78	4558.13	- Durban to Randfontein R/ton

Notas/Notes:

2020/01/28

- a Bron van pryse en vraggeld : IGC GMI
Source of prices and freight rates: IGC GMI

Termyn / Term	VAB/FOB		Vraggeld / Freight Rate:	Gars/Barley =
	US\$/ton	US\$ + 1		
Koring/Wheat: HRW No 2 (Hard Red Winter) Golf / Gulf	Feb 2020	236.00	VSA/USA (Golf / Gulf)	31.00
Koring/Wheat: DNS 14% No 2 (Dark Northern Spring) Golf / Gulf	Feb 2020	262.00	Argentinië / Argentina (Upriver)	25.00
Koring/Wheat: Argentinië / Argentine (Up River) Trigo Pan	Jan 2020	240.00	EU (Rouen/Hamburg)	27.00
Koring/Wheat: EU (Duitsland / Germany) B kwaliteit / quality	Jan 2020	224.00	Australië / Australia (Fremantle)	24.00
Koring/Wheat: Russian Milling 12.5%	Feb 2020	232.00	Rusland/Russia (Novorossiysk)	33.00
Gars/Barley: Australiese moutgars/Australian malting barley (Adelaide)	Feb 2020	236.00		

- b Vraggeld: bereken vir vragte van +/- 20 000 - 30 000t. / Freight rates: calculated for freights of +/- 20 000 - 30 000t.

- c Reserwebank / Reserve Bank

- d Finansieringskoste: 30 000t @ KAV @ primakoers vir 30 dae. Bron/Source: SARB 9.75% 2020/01/17
Financing cost: 30 000t @ CIF @ prime rate for 30 days.

- e Aflaaiikoste / Discharging cost (R/ton):

Bron / Source: Mainport Africa Shipping

	Koring/Wheat:	Gars/Barley:
Kaapstad /	212.55	212.55
Durban:	202.93	202.93

- f Ingesluit: Kaaigelde, hantering, kaaiwesig, agente/dokumentasie, logistiek & opnames (inspeksie van skeepsvrag).

Included: Wharfage, handling, wharf supervision, agent/documentation, logistic & survey (inspection of shipload).

Uitgesluit: Gesondheidsinspeksie-, skeepagentskapfooi, strooktoetsingsfooi vir GMO, opbergingskoste asook BTW en invoerbelasting.

Excluded: Health inspection fee, Ship agency fee, strip testing fees for GMO, storage costs as well as VAT and import duty.

N.B: Slegs 'n aanduiding, aangesien koste van opname beding kan word / N.B: Indication only, as cost of survey can be negotiated.

- g Invoertarif / Import Tariff:

Koring/Wheat = R776.20 p/ton

Gars/Barley = Vry/Free

- h Neem asb. kennis van verandering in Spoornet se standaard spoorvrag op 1 April 2019 soos volg:

Kaapstad na Paarl R134.04 en Durban na Randfontein R517.52

Please note the change on 1 April 2019, in Spoornet's standard railage cost as follows:

Cape Town to Paarl R134.04 and Durban to Randfontein R517.52

10. IMPORT PARITY PRICES – OIL SEEDS (b)(c)(f)(g)

10. INVOERPARITEITPRYSE - OLIESADE (b)(c)(f)(g)

INVOERPARITEITPRYSE VAN OLIESADE (BTW UITGESLT) SOOS OP		2020/01/28								IMPORT PARITY PRICES OF OIL SEEDS (VAT EXCL) AS ON	
ITEM	Nota/ Note	Sojabone/ Soybeans	Sojabone/ Soybeans	Sojabone/ Soybeans	Sonneblom/ Sunflower	Sonneblom/ Sunflower	Canola	Grondbone/ Groundnuts	Grondbone/ Groundnuts	ITEM	
		VSA/ USA Golf/Gulf	Argentynse/ Argentine Up River	Brazilië/ Brazil Paranagua	EU Franse/ French Bordeaux	Swart See / Black Sea	Kanadese/ Canadian Vancouver	Argentynse/ Argentine Raw Runners 40/50	VSA/ USA Raw Runners 40/50		
Internasionale VAB pryse	a	\$/t	\$/t	\$/t	\$/t					International FOB prices	
Vraggeld	b	352.00	350.00	351.00	423.00	415.00	373.00	1450.00	1469.00	Freight Rates	
Assuransie (0.3% van VAB)		31.00	25.00	25.00	26.00	33.00	30.00	80.00	31.00	Insurance (0.3% of FOB)	
1 KOSTE, ASSURANSIE EN VRAG (KAV) \$/T		1.06	1.05	1.05	1.27	1.25	1.12	4.35	4.41	1 COST, INSURANCE AND FREIGHT (CIF) \$/T	
<i>Omskakel na R/t</i>										<i>Converted to R/t</i>	
R/\$ Wisselkoers op: 2020/01/28	c	14.6031	14.6031	14.6031	14.6031	14.6031	14.6031	14.6031	14.6031	R/\$ Exchange rate on: 2020/01/28	
2 KOSTE, ASSURANSIE EN VRAG (KAV) R/t		R/t	R/t	R/t	R/t		R/t	R/t	R/t	2 COST, INSURANCE AND FREIGHT (CIF) R/t	
		5608.47	5491.50	5506.10	6575.34	6560.44	5901.40	22406.27	21969.05		
Finansieringskoste	d	44.94	44.01	44.12	52.69	52.57	47.29	179.56	176.05	Financing cost	
3 KOSTE, ASSURANSIE, VRAG EN FINANSIERING R/t		5653.41	5535.51	5550.22	6628.03	6613.01	5948.69	22585.83	22145.10	3 COST, INSURANCE, FREIGHT AND FINANCING R/t	
Aflaaiikoste: Durban	e, f	202.93	202.93	202.93	202.93	202.93	202.93	447.84	447.84	Discharging cost: Durban	
Invoertarif:	g	411.22	408.89	410.06	0.00	0.00	544.70	2117.45	2145.20	Import Tariff:	
4 VRY OP SPOOR (VOS) R/t Durban		6267.56	6147.33	6163.21	6830.96	6815.94	6696.32	25151.12	24738.14	4 FREE ON RAIL (FOR) R/t: Durban	
Spoorvragkoste	h									Railage cost	
- Durban na Randfontein		517.52	517.52	517.52	517.52	517.52	517.52	-	-	- Durban to Randfontein	
5 GELEWER:										5 DELIVERED:	
- Durban na Randfontein R/ton		6785.08	6664.85	6680.73	7348.48	7333.46	7213.84	-	-	- Durban to Randfontein R/ton	

Notas/Notes:

a Bron van pryse en vraggeld / Source of prices and freight rates : IGC (GMI), Geogalos Peanut World & Oilworld

2020/01/28				
Termyn / Term	US\$/ton (VAB/FOB)	Vraggeld/Freight Rate:	US\$/ton	
Sojabone/Soybeans: VSA/USA (Golf/Gulf)	Feb 2020	352.00	US Golf / Gulf	31.00
Sojabone/Soybeans: Argentinië/Argentina (Up River)	Jan 2020	350.00	Argentinië / Argentina	25.00
Sojabone/Soybeans: Brazilië/Brazil (Paranagua)	Feb 2020	351.00	EEC (Bordeaux/Hamburg)	26.00
Sonneblom/Sunflower: EU Frankryk/France (Bordeaux)	Jan 2020	423.00	Kanada/Canada (St Lawrence)	30.00
Sonneblom/Sunflower: Swart See/Black Sea	Mar/Mrt 2020	415.00	Rusland / Russia (Novorossiysk)	33.00
Canola: Kanada/Canada (Vancouver)	Jan 2020	373.00	Grondbone/Groundnuts (ARG)	80.00
Grondbone/Groundnuts: Argentinië/Argentina (Raw Runner 40/50)	Mar/Mrt 2020	1450.00		
Grondbone/Groundnuts: VSA/USA (Runners 40/50)	Mar/Mrt 2020	1469.00		

b Vraggeld: bereken vir vragte van +/- 20 000 - 30 000t. / Freight rates: calculated for freights of +/- 20 000 - 30 000t.

c Reserwebank / Reservebank

d Finansieringskoste: 30 000t @ KAV @ primakoers vir 30 dae. Bron/Source: SARB 9.75% 2020/01/17
Financing cost: 30 000t @ CIF @ prime rate for 30 days.

	Sojabone/ Soybeans	Sonneblom/ Sunflower	Canola	Grondbone/ Groundnuts
e Aflaaiikoste / Discharging costs (R/ton):				
Bron / Source: Mainport Africa Shipping	Durban:	202.93	202.93	447.84

f Aflaaiikoste / Discharging fees:
Ingesluit: Kaaigelde, hantering, kaaioesig, agente/dokumentasie, logistiek & opnames (inspeksie van skeepsvrag) /
Included: Wharfage, handling, wharf supervision, agent/documentation, logistic & survey (inspection of shipload).
Uitgesluit: Gesondheidsinspeksie-, skeepagentskapfooi, strooktoetsingsfooi vir GMO, opbergingskoste asook BTW en invoerbelasting /
Excluded: Health inspection fee, Ship agency fee, strip testing fees for GMO, storage costs as well as VAT and import duty.
N.B: Slegs 'n aanduiding, aangesien koste van opname beding kan word / N.B: Indication only, as cost of survey can be negotiated.

g Invoertarif / Import Tariff:
Sojabone/Soybeans = 8% op VAB / on FOB
Sonneblom/Sunflower = Vry / Free
Canola = 10% op VAB / on FOB
Grondbone/Groundnuts = 10% op VAB / on FOB

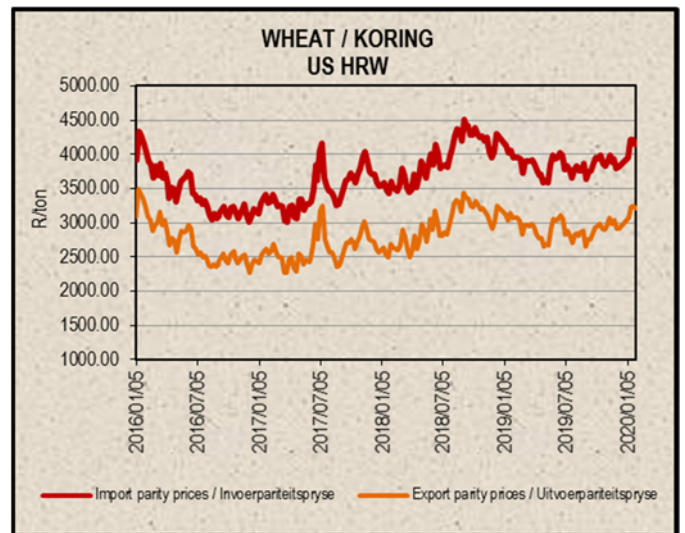
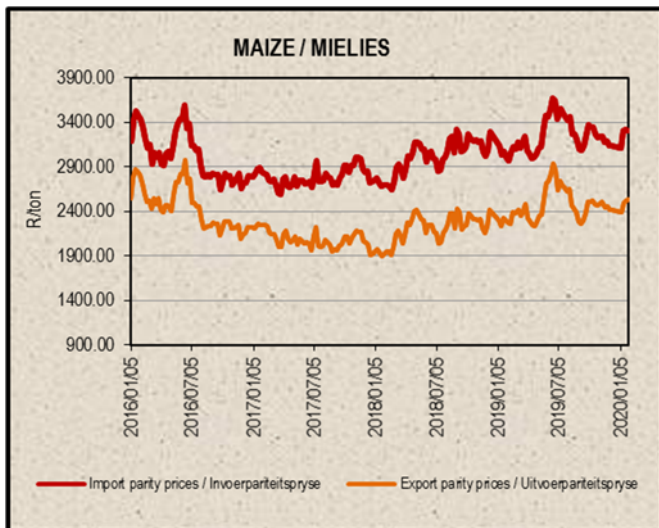
h Neem asb. kennis van die verandering in Spoorwet se standaard spoorvrag op 1 April 2019, na R517.52
Please note the change on 1 April 2019 in Spoorwet's standard railage cost to R517.52

i Kwotasies is k.a.v. pryse. VAB pryse dus berekende pryse (kav minus vraggeld) / Quotes are c.i.f. prices. FOB prices are therefore calculated prices (cif minus freight rates).

11. EXPORT PARITY PRICES (b)(c)

11. UITVOERPARITEITPRYSE (b)(c)

INDICATIVE EXPORT PARITY PRICES AS ON	2020/01/28				AANDUIDENDE UITVOERPARITEITSPRYSE SOOS OP
This is only an example of how an export parity price can be calculated - it can vary according to need	US No3Y Maize/ Mielies Gulf/Golf (b) Feb 2020	US HRW Wheat/Koring Gulf/Golf (b) Feb 2020	US DNS 14% Wheat/Koring PNW (b) Feb 2020	Argentine Raw Runner 40/50 Groundnuts/ Grondbone (f) Mar/Mrt 2020	Hierdie is slegs 'n voorbeeld van hoe 'n uitvoerpariteitsprys bereken kan word - dit kan varieer volgens behoefte
FOB Gulf value (\$/t)	179.00	236.00	262.00	1450.00	VAB Golfwaarde (\$/t)
Difference in quality and locality of SA ¹ Maize: Plus US\$10 (\$/t) Groundnuts: Less 3,5% of fob value	\$10.00			96,5%	¹ Kwaliteits- en liggingsverskil van SA Mielies: Plus VS\$10 (\$/t) Grondbone: Min 3,5% van vab waarde
SA fob price (\$/t)	189.00	236.00	262.00	1399.25	SA vab prys (\$/t)
Exchange rate (1\$=): (2020/01/28) ²	14.6031	14.6031	14.6031	14.6031	² Wisselkoers (1\$=): (2020/01/28)
FOB Gulf value (R/t)	2759.99	3446.33	3826.01	20433.39	VAB Golfwaarde (R/t)
Marketing costs:					Bemerkings koste:
Financing (Prime rate 9.75% - 30 days) (R/t)	22.12	27.62	30.66	163.75	Finansieringskoste (Primakoers 9.75% - 30 dae) (R/t)
Railage: ³ Randfontein – Durban harbour	517.52	517.52	517.52	-	³ Spoorvrage: Randfontein – Durbanhawe
Loading costs: (R/t) ⁴ Durban Harbour (Mainly spout method)	207.60	213.20	213.20	552.71	⁴ Oplaai-koste: (R/t) Durbanhawe (Hoofsaaklik tregter metode)
EXPORT REALISATION (R/t):					UITVOER REALISASIE (R/t):
Randfontein	2012.75	2687.99	3064.63	19716.93	Randfontein
<i>Difference in quality and locality of SA (As requested by the industry)</i> <i>As from 14 June 2012, the discount/rebate will no longer be used to calculate the export parity price on US HRW and a new calculation will be added for US DNS, also without the discount/rebate.</i>					<i>Kwaliteits- en liggingsverskil van SA (Soos deur die bedryf versoek)</i> <i>Vanaf 14 Junie 2012 sal die diskonto/premie nie meer gebruik word by die berekening van die uitvoerpariteitprys van US HRW nie en 'n nuwe berekening word nou vir US DNS gedoen, ook sonder diskonto/premie.</i>
<i>Reserve Bank</i>					<i>Reserwebank</i>
<i>Railage costs:</i> <i>Please note that on 1 April 2019 Spoornet's standard railage cost has changed to R517.52.</i>					<i>Spoorvrage koste:</i> <i>Neem asb. kennis dat Spoornet se standaard spoorvrage op 1 April 2019 verander het na R517.52.</i>
<i>Loading costs, received from Mainport Africa Shipping:</i> <i>Included: Cargo dues, handling, wharf supervision, agency/documentation, logistics & surveys (inspection of cargo).</i> <i>Excluded: Ship agent fees, health & PPECB inspections, storage facility & transport costs to storage facility, VAT & duties.</i>					<i>Oplaai-koste, ontvang van Mainport Africa Shipping:</i> <i>Ingesluit: Kaaigelde, hantering, kaaitoesig, agente/dokumentasie, logistiek & opnames (inspeksie van skeepsvrage)</i> <i>Uitgesluit: Skeepsagentskaps-, inspeksie-, opbergings- en vervoerkoste na opbergingsfasiliteit, BTW & invoerbelasting.</i>



12. WEATHER

For local weather, please follow the link below:

<https://www.accuweather.com/en/za/south-africa-weather>

12. WEER

Vir plaaslike weer, volg asseblief die onderstaande skakel:

<https://www.accuweather.com/en/za/south-africa-weather>

Sources / Bronne:

(a) = Safex; (b) = International Grains Council; (c) = SAGIS;

(d) = CBOT; (e) = KCBT; (f) = Oil World; (g) = Georgalos Peanut World.

** Formula according to ITAC (International Trade Administration Commission of South Africa)/*

Formule volgens ITAC (International Trade Administration Commission of South Africa)

SAGIS

Nico Hawkins

General Manager / Hoofbestuurder

Indemnity/Vrywaring: Although everything has been done to ensure the accuracy of the information, neither SAGIS nor any of its directors or employees takes any responsibility for actions or losses that might occur as a result of the usage of this information. / Alhoewel alles gedoen is om te verseker dat die inligting korrek is, aanvaar nie SAGIS of enige van sy direkteure of werknemers verantwoordelikheid vir enige aksies of verliese as gevolg van die inligting wat gebruik is nie.