



Fresh Produce Market Trends

07 February 2020

Fresh produce volumes sold decreased this week compared to the previous week

Demand was low this week at the markets as such all vegetables reported decreased volumes sold compared to the previous week. The cabbage price increased by 14.8% week on week, whilst the carrots and tomatoes prices increased substantially by 38.6% and 41.2% respectively. The onions and potatoes prices decreased this week as their supply remains high at the moment.

Contents

Vegetables

Cabbage market trends	2
Carrots market trends	2
Onions market trends	3
Potatoes market trends	3
Tomatoes market trends	4

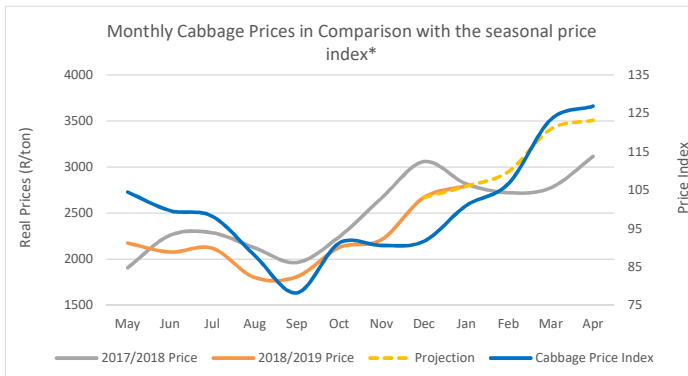
Cabbage Market Trends

The cabbage price increased further this week by 14.8% week on week as supply remains low. The volumes sold decreased by 13% compared to the previous week due to decreased demand. We expect the cabbage price to decrease in the coming week due to an expected increase in supply and then to increase thereafter towards the end of February, through to March.

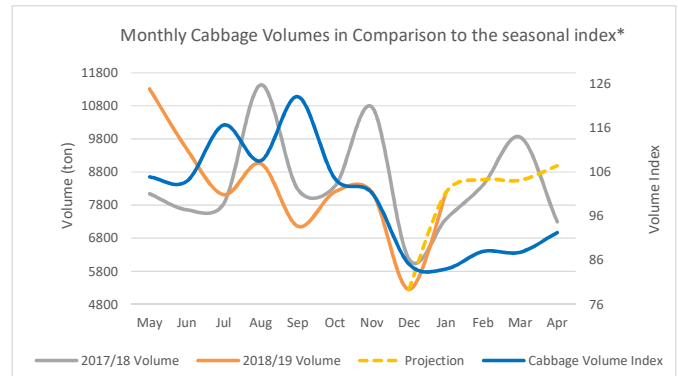
Local Market

Weekly Cabbage Volumes and Prices			
	Volume (ton)	Price (R/ton)	
Week Ending 7 February	1433	R	3,684
w/w	-13.0%		14.8%
m/m	-23.1%		65.0%
y/y	-34.2%		35.1%

Outlook



*Jan 2000 - January 2020



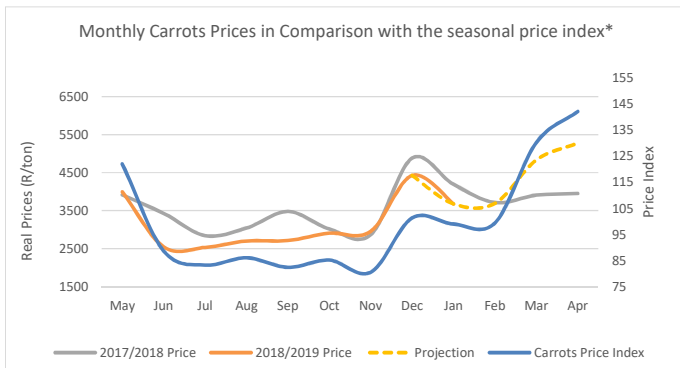
Carrot Market Trends

The carrot price increased by 38.6% this week compared to the previous week whilst the volumes sold decreased substantially by 26.6% week on week. Demand was low which isn't usually expected for a month end period however it is seasonal for volumes sold to be low during January month end. Supply is expected to increase over the coming weeks, which will lead to a decreased price until the beginning of March where price is expected to increase.

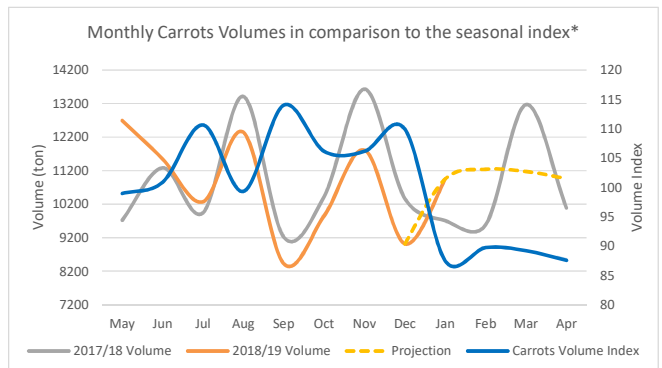
Local Market

Weekly Carrot Volumes and Prices			
	Volume (ton)	Price (R/ton)	
Week Ending 7 February	1857	R	4,244
w/w	-26.6%		38.6%
m/m	-18.8%		8.0%
y/y	-24.9%		-4.7%

Outlook



*Jan 2000 - January 2020



Disclaimer: Although everything has been done to ensure the accuracy of the information, Absa Bank takes no responsibility for actions or losses that might occur due to the use of this information.

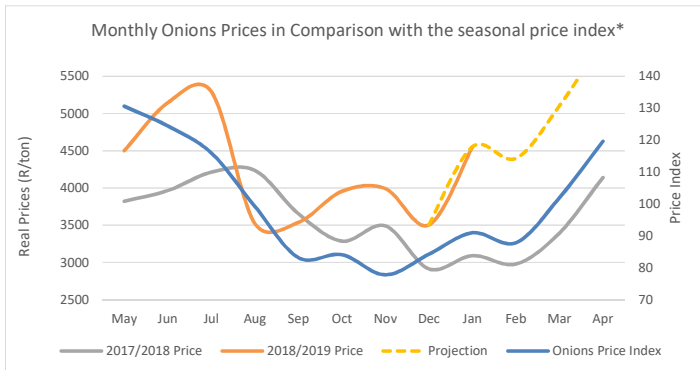
Onion Market Trends

The volumes sold and price of onions both decreased this week compared to the previous week by 8.3% and 1.8% respectively. Demand deteriorated compared to the previous week however not significantly. A kilogram of onions currently trades at R3.80. The onion price is expected to decrease further in the coming week due to increased supply and then to increase from then on.

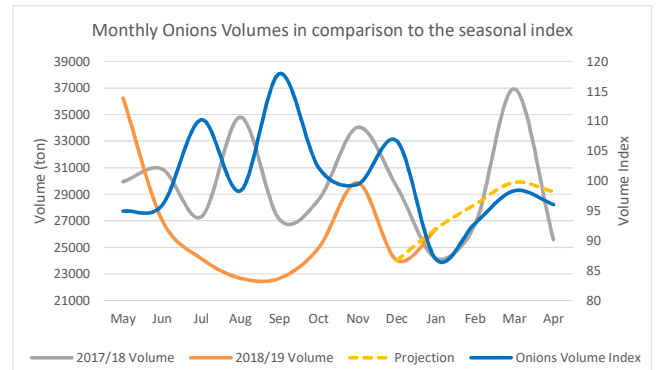
Local Market

Weekly Onion Volumes and Prices			
	Volume (ton)	Price (R/ton)	
Week Ending 7 February	6466	R	3,870
w/w	-8.3%		-1.8%
m/m	16.6%		-18.3%
y/y	-19.8%		29.6%

Outlook



*Jan 2000 - January 2020



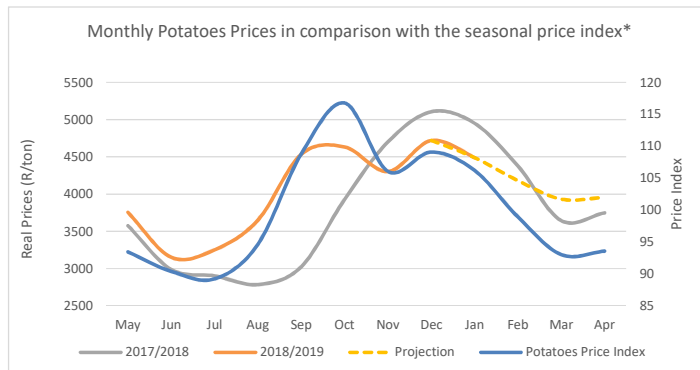
Potato Market Trends

This week, the potato price and volumes sold decreased by 9.5% and 7.7% respectively compared to the previous week. The current price level is 16.1% lower than price this time last month and 14.4% lower than price this time last year. Our expectation therefore for the coming 2 to 3 months is for price to decrease due to expected increases in supply from the late plantings in December last year.

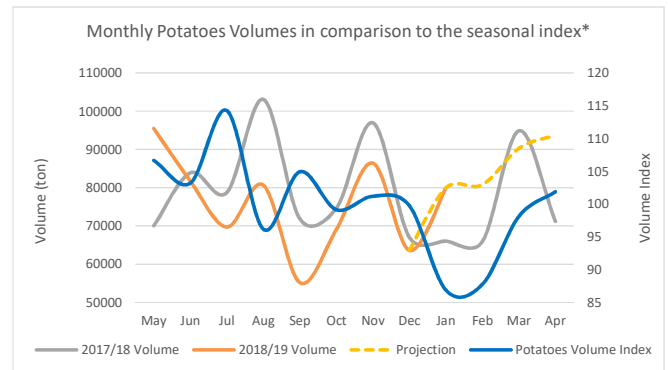
Local Market

Weekly Potato Volumes and Prices			
	Volume (ton)	Price (R/ton)	
Week Ending 7 February	16458	R	3,801
w/w	-7.7%		-9.5%
m/m	-13.4%		-16.1%
y/y	-14.2%		-14.4%

Outlook



*Jan 2000 - January 2020



Disclaimer: Although everything has been done to ensure the accuracy of the information, Absa Bank takes no responsibility for actions or losses that might occur due to the use of this information.

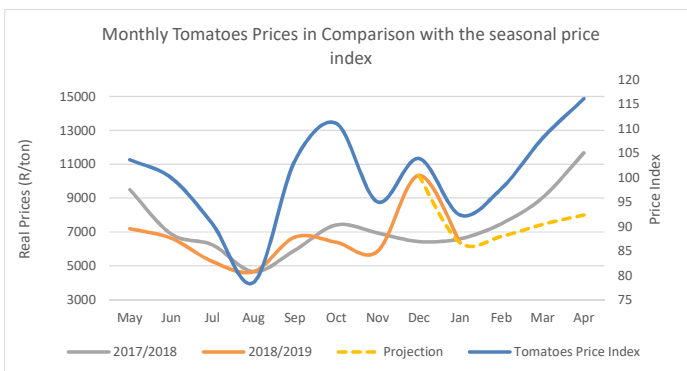
Tomato Market Trends

The tomato price increased by 41.2% week on week. The volumes sold this week compared to the previous week decreased by 25.2% due to decreased demand. Although demand deteriorated this week, it is expected to improve over the coming 2 to 3 months which will have an impact on price, which is expected to also increase.

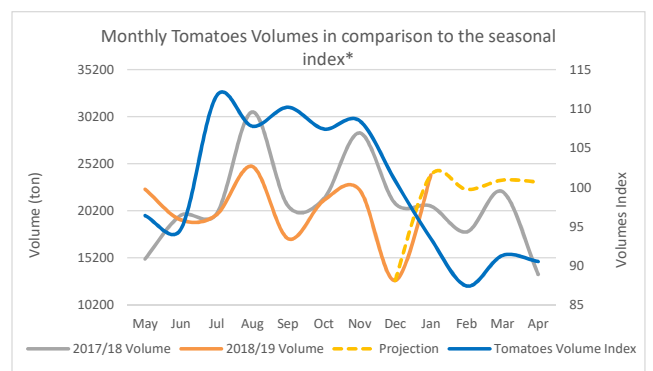
Local Market

Weekly Tomato Volumes and Prices			
	Volume (ton)	Price (R/ton)	
Week Ending 7 February	3395	R	10,006
w/w	-25.2%		41.2%
m/m	-46.4%		111.2%
y/y	-20.4%		19.2%

Outlook



*Jan 2000 - January 2020



Disclaimer: Although everything has been done to ensure the accuracy of the information, Absa Bank takes no responsibility for actions or losses that might occur due to the use of this information.