

SAGIS WEEKLY BULLETIN / SAGIS WEEKLIKSE BULLETIN

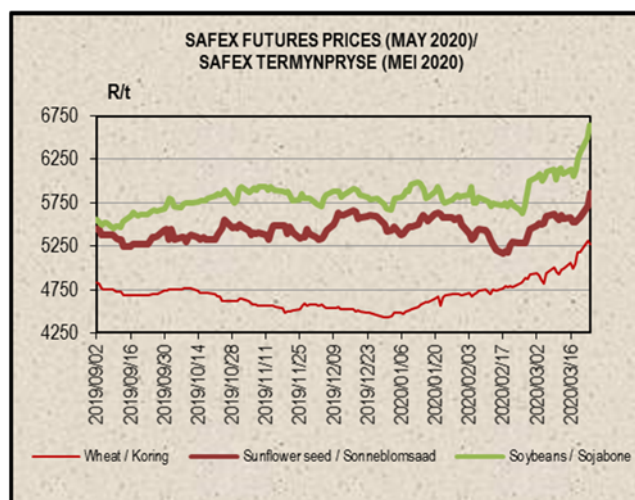
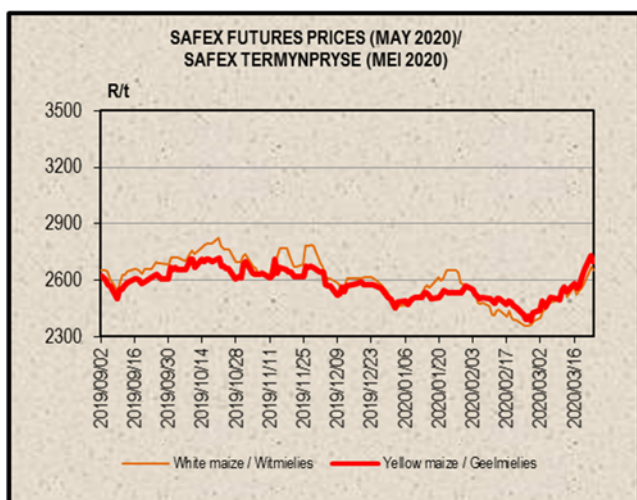
Please note that as from Thursday 7 March 2019, numbers 1, 2 & 4 in this bulletin will be hyperlinked with the relevant pages on our website / Neem asseblief kennis dat vanaf Donderdag 7 Maart 2019, sal nommers 1, 2 & 4 in hierdie bulletin geskakel wees met die relevante bladsye op ons webwerf.

1. PRODUCER DELIVERIES:	1. PRODUSENTELEWERINGS:
http://www.sagis.org.za/weekly_prod_deliveries.html	
2. IMPORTS, EXPORTS & MAIZE INTENTIONS:	2. INVOERE, UITVOERE & MIELIE INTENSIES:
http://www.sagis.org.za/weekly_imp-exp.html	

3. DOMESTIC PRICES PER SAFEX (R/t)(a)

3. PLAASLIKE PRYSE VOLGENS SAFEX (R/t)(a)

Commodity	Future Prices / Termynpryse (2020/03/24) R/ton					Kommoditeit
	Mar-20	May-20	Jul-20	Sep-20	Dec-20	
White maize	3200.00	2650.00	2535.00	2600.00	2681.00	Witmielies
Yellow maize	2830.00	2700.00	2690.00	2747.00	2825.00	Geelmielies
Wheat	5350.00	5279.00	5240.00	5065.00	4750.00	Koring
Sunflower	5870.00	5862.00	5974.00	5945.00	6130.00	Sonneblom
Soybeans	6725.00	6642.00	6734.00	6774.00	6854.00	Sojabone
Sorghum	3215.00	3161.00	3138.00	3114.00	3185.00	Sorghum



Directors/Direkteure:

Boshoff JDW (Mr/Mnr), Briedenhann E (Dr), Make BB (Mr/Mnr), Mohane HT (Mr/Mnr), Nebe AAA (Mr/Mnr), Ngejane Z (Mr/Mnr), Purchase JL (Dr) Chairperson/Voorsitter, Purnell M (Ms/Me) (Vice-Chairperson /Onder Voorsitter)
Groothof WJ (Mr/Mnr), Penny GR (Mr/Mnr), Schoonwinkel BC (Mr/Mnr), Van der Merwe JM (Ms/Me)
Hawkins NJ (Mr/Mnr)

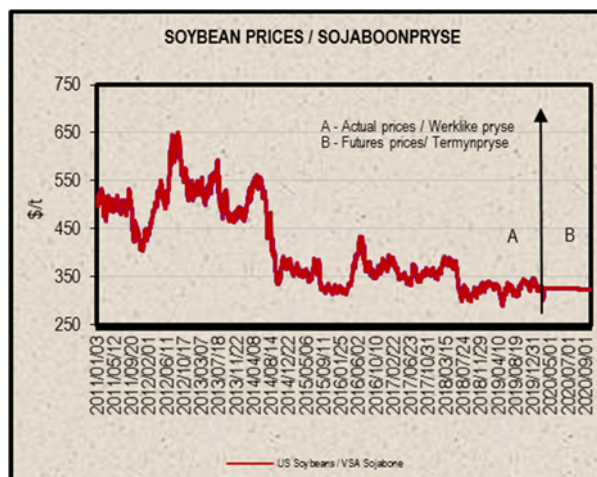
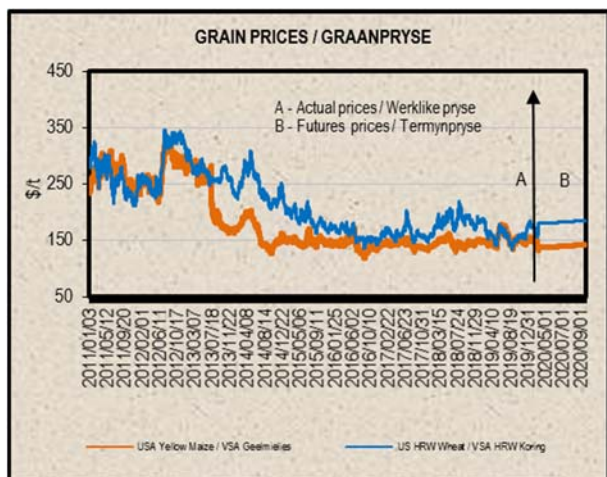
Alternate Directors/Alternatiewe Direkteure:
General Manager/Hoofbestuurder:

http://www.sagis.org.za/import_tariffs.html

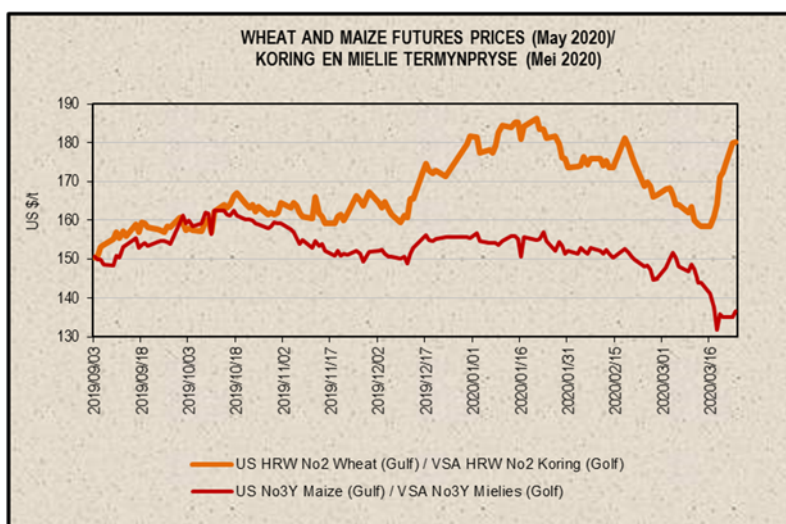
5. PRICES – INTERNATIONAL (US\$/t)

5. PRYSE - INTERNASIONAAL (VSA\$/t)

FOB (US\$/t)	Export Quotations/ Uitvoerkwotasie (b)(f)(g)				VAB (VSA\$/t)
	2020/03/24	2020/03/17	2020/03/10	2020/03/03	
US No 2 HRW Wheat (Gulf)	239.00	214.00	219.00	223.00	VSA No 2 HRW Koring (Golf)
US DNS Wheat 14% PNW	261.00	251.00	251.00	259.00	VSA DNS Koring 14% PNW
Argentine Wheat (Up River)	243.00	235.00	245.00	245.00	Argentynse Koring (Up River)
EC (France) Wheat (grade 1)	219.00	203.00	209.00	214.00	EU (Frankryk) Koring (graad 1)
EC (Germany) B Quality Wheat	221.00	207.00	216.00	220.00	EU (Duitsland) B Kwaliteit Koring
Russia Milling 12.5%	215.00	205.00	210.00	212.00	Swart See Maalkoring
US No 3Y Maize (Gulf)	167.00	162.00	176.00	177.00	VSA No3Y Mielies (Golf)
Argentine Maize (Up River)	170.00	161.00	169.00	172.00	Argentynse Mielies (Up River)
US Sorghum (Gulf)	192.00	183.00	194.00	195.00	VSA Sorghum (Golf)
Argentine Sorghum (Up River)	149.00	148.00	148.00	148.00	Argentynse Sorghum (Up River)
US Soybeans (Gulf)	354.00	326.00	345.00	353.00	VSA Sojabone (Gulf)
Argentine Soybeans (Up River)	319.00	308.00	323.00	335.00	Argentynse Sojabone (Up River)
Canadian Canola	348.00	345.00	356.00	371.00	Kanadese Canola
Argentine Groundnuts Runners 40/50	1520.00	1520.00	1520.00	1520.00	Argentynse Grondbone 40/50 Runners
US Groundnuts Runners 40/50 shelled	1473.00	1473.00	1473.00	1523.00	VSA Grondbone 40/50 Runners uitgedop
Australian Malting Barley (Commander Malt)	204.00	204.00	210.00	219.00	Australiese Moutgars (Commander Mout)



Futures prices (US\$/t) / Termynpryse (VSA\$/t) (d)(e) (2020/03/24)							
Commodity	May-20	Jul-20	Sep-20	Dec-20	Mar-21	May-21	Kommoditeit
US No3 Yellow maize	136.69	138.58	140.31	143.77	147.47	149.21	VSA No3 Geelmielies
US No2 HRW wheat	180.26	181.95	184.53	187.83	190.55	192.02	VSA No2 HRW koring
US Soybeans	325.77	326.06	322.68	n/a	312.47	312.69	VSA Sojabone



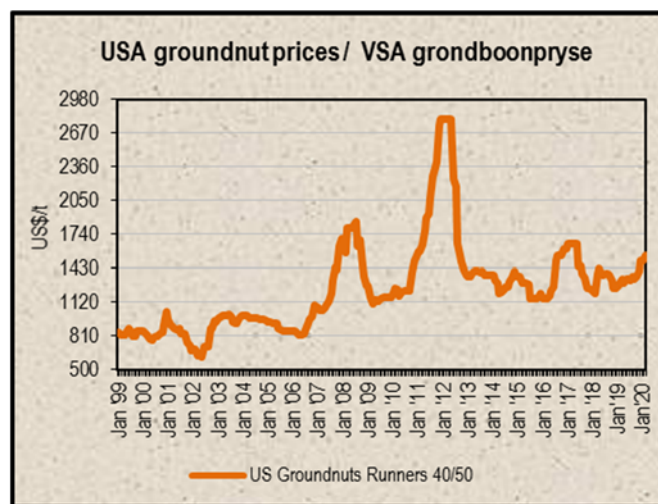
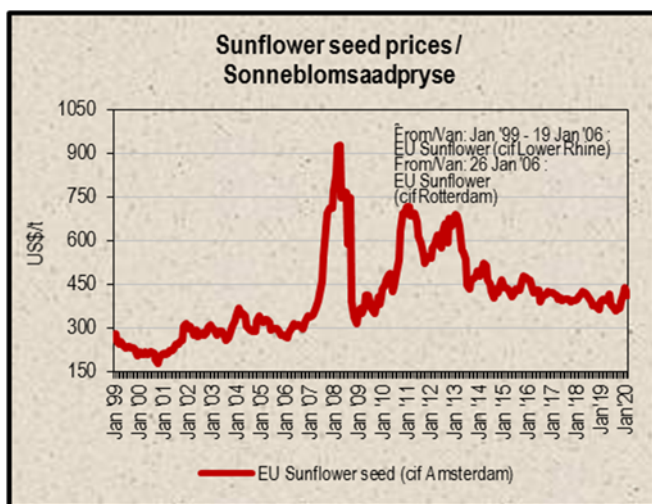
6. LOWEST REPRESENTATIVE ASKING PRICES
(US\$/t)(f)(g)(Prices of previous week)

6. LAAGSTE VERTEENWOORDIGENDE PRYSE GEVRA
(Pryse van vorige week)(VSA\$/t)(f)(g)

US\$/t	2020/03/19	2020/03/12	Change/ Verandering	VSA\$/t
Soybeans, USA, c.i.f. Rotterdam	355	362	-1.9%	Sojabone, VSA, k.a.v. Rotterdam
Groundnuts, USA Runners 40/50*	1500	1500	0.0%	Grondbone, VSA Runners 40/50*
Groundnuts, Argentine Runners 40/50*	1600	1600	0.0%	Grondbone, Argentynse Runners 40/50*
Groundnut-oil, c.i.f. Rotterdam	1550	1550	0.0%	Grondboon-olie, k.a.v. Rotterdam
Sunflower seed, EU c.i.f. Amsterdam	400	410	-2.4%	Sonneblomsaad, EU k.a.v. Amsterdam
Sunflower seed, fob Black Sea	380	390	-2.6%	Sonneblomsaad, Swart See
Sunflower-oil, EU (fob) N.W. Europe	680	710	-4.2%	Sonneblom-olie, EU (vab) N.W. Eur.
Rapeseed, Europe, 00, c.i.f. Hamburg	381	411	-7.3%	Raapsaad, Europa, 00, k.a.v. Hamburg

* Shelled, c.i.f. Rotterdam

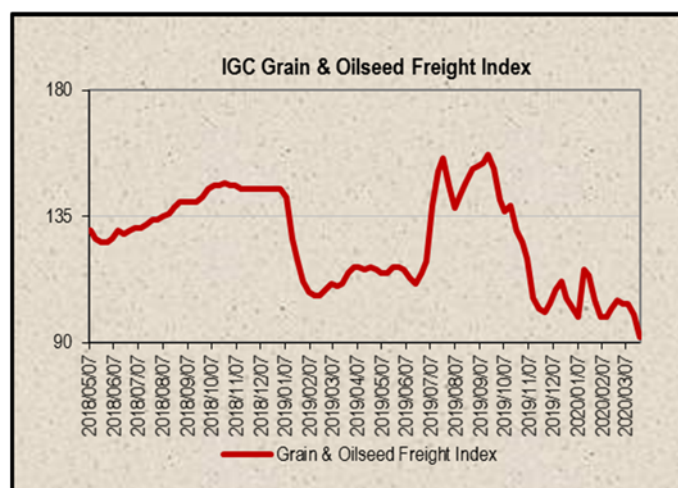
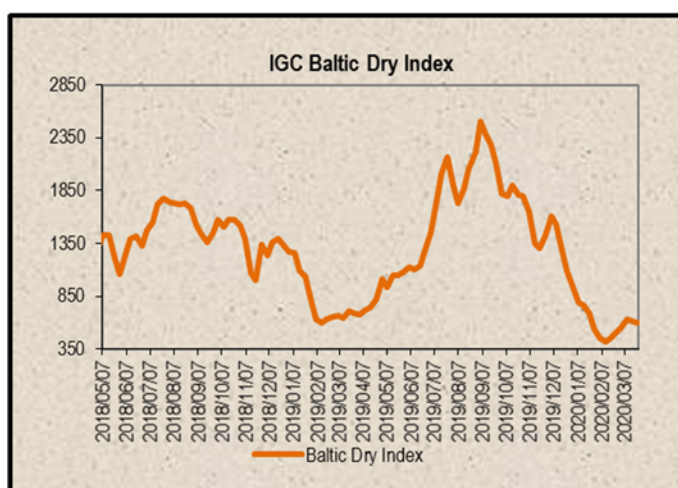
* Uitgedop k a v Rotterdam



7. IGC FREIGHT INDICES (b)

7. IGC VRAG INDEKSE (b)

IGC FREIGHT INDICES / IGC VRAG INDEKSE							
	2020/02/18	2020/02/25	2020/03/03	2020/03/10	2020/03/17	2020/03/24	
Grain & Oilseeds Freight Index*	450	508	549	627	612	603	Graan & Oliesade Vrag Indeks*
Baltic Dry Index	102	105	104	104	100	92	Baltiese Droë Indeks



* IGC's new Grain & Oilseeds Freight Index (GOFI) represents 68 major grain routes, compared to 15 routes covered previously. Similar to the previous index, the GOFI will be calculated on a weekly basis, with the first week of January 2013 taken as its base of 100.

* IGC se nuwe Graan & Oliesade Vrag Indeks (GOVI) verteenwoordig 68 hoof graanroetes, teenoor 15 roetes wat voorheen gedek is. Soortgelyk aan die vorige indeks, sal die GOVI weekliks bereken word met die eerste week van Januarie 2013 geneem as basis van 100.

8. IMPORT PARITY PRICES – SUMMER GRAINS (b)(c)

8. INVOERPARITEITPRYSE - SOMERGRANE (b)(c)

INVOERPARITEITPRYSE VAN SOMERGRANE (BTW UITGESLT) SOOS OP			2020/03/24		IMPORT PARITY PRICES OF SUMMER GRAINS (VAT EXCL) AS ON			
ITEM	Nota/ Note	Mielies/Maize	Mielies/Maize	Sorghum	Sorghum	Sorghum	ITEM	
		VSA/ USA Golf/Gulf (no.3Y)	Argentynse/ Argentina Up River	VSA/ USA Golf/Gulf	Argentynse/ Argentina Up River	Australiese/ Australian Brisbane		
Internasionale VAB pryse	a	\$/t	167.00	170.00	192.00	149.00	277.00	International FOB prices
Vraggeld	b		27.00	21.00	27.00	21.00	16.00	Freight Rates
Assuransie (0.3% van VAB)			0.50	0.51	0.58	0.45	0.83	Insurance (0.3% of FOB)
1 KOSTE, ASSURANSIE EN VRAG (KAV) \$/T			194.50	191.51	219.58	170.45	293.83	1 COST, INSURANCE AND FREIGHT (CIF) \$/T
<i>Omskakel na R/t</i>								<i>Converted to R/t</i>
R/\$ Wisselkoers op: 2020/03/24	c		17.7233	17.7233	17.7233	17.7233	17.7233	R/\$ Exchange rate on: 2020/03/24
2 KOSTE, ASSURANSIE EN VRAG (KAV) R/t			3447.18	3394.19	3891.68	3020.94	5207.64	2 COST, INSURANCE AND FREIGHT (CIF) R/t
Finansieringskoste	d		24.79	24.41	27.99	21.73	37.45	Financing cost
3 KOSTE, ASSURANSIE, VRAG EN FINANSIERING R/t			3471.97	3418.60	3919.67	3042.67	5245.09	3 COST, INSURANCE, FREIGHT AND FINANCING R/t
Aflaaiikoste:	e,f		212.55	212.55	n/a	n/a	n/a	Discharging cost:
- Kaapstad			202.93	202.93	202.93	202.93	202.93	- Cape Town
- Durban			0.00	0.00	102.09	79.22	147.28	- Durban
Invoertarif	g							Import Tariff
4 VRYOP SPOOR (VOS) R/t			3684.52	3631.15	n/a	n/a	n/a	4 FREE ON RAIL (FOR) R/t
- Kaapstad			3674.90	3621.53	4021.76	3121.89	5392.37	- Cape Town
- Durban								- Durban
Spoorvragkoste	h		517.52	517.52	517.52	517.52	517.52	Railage cost
- Durban na Randfontein								- Durban to Randfontein
5 GELEWER:			4192.42	4139.05	4539.28	3639.41	5909.89	5 DELIVERED:
- Durban na Randfontein R/ton								- Durban to Randfontein R/ton

Notas/Notes:

a Bron van pryse en vraggeld : IGC GMI
Source of prices and freight rates: IGC GMI

Termyn / Term	US\$/ton (VAB/FOB)	Vraggeld/Freight Rate:	US\$/ton
Apr 2020	167.00	US Golf / Gulf	27.00
Mri/Mar 2020	170.00	Argentinië / Argentina	21.00
Apr 2020	192.00	Australië/Australia (Fremantle)	16.00
Mri/Mar 2020	149.00		
Apr 2020	277.00		

b Vraggeld: bereken vir vrage van +/- 20 000 - 30 000t / Freight rates: calculated for freights of +/- 20 000 - 30 000t

c Reserwebank / Reserve Bank

d Finansieringskoste: 30 000t @ KAV @ primakoers vir 30 dae. Bron/Source: SARB 8.75% 2020/03/20
Financing cost: 30 000t @ CIF @ prime rate for 30 days.

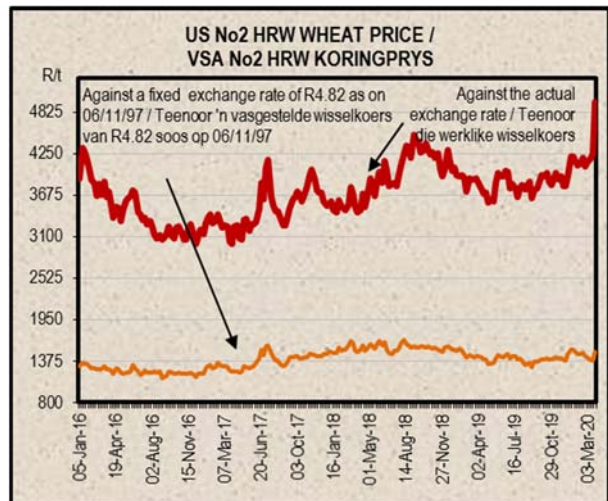
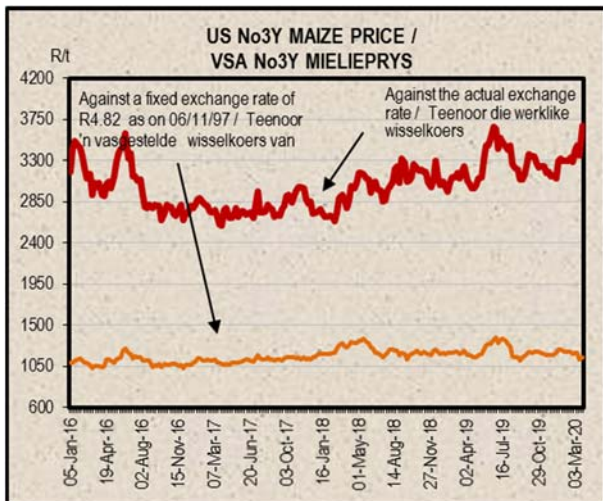
	Mielies/Maize:	Sorghum
Kaapstad / Cape Town:	212.55	n/a
Durban:	202.93	202.93

e Aflaaiikoste / Discharging costs (R/ton):
Bron / Source: Mainport Africa Shipping

f Ingesluit: Kaaigelde, hantering, kaaibesig, agente/dokumentasie, logistiek & opnames (inspeksie van skeepsvrag) / Included: Wharfage, handling, wharf supervision, agent/documentation, logistic & survey (inspection of shipload)
Uitgesluit: Gesondheidsinspeksie-, skeepagentskapfooi, strooktoelingsfooi vir GMO, opbergingskoste asook BTW en invoerbelasting / Excluded: Health inspection fee, Ship agency fee, strip testing fees for GMO, storage costs as well as VAT and import duty.
N.B: Slegs 'n aanduiding, aangesien koste van opname beding kan word / N.B: Indication only, as cost of survey can be negotiated.

g Invoertarif / Import Tariff:
Mielies/Maize = Vry / Free
Sorghum = 3% op VAB / on FOB

h Neem asb. kennis van die verandering in Spoorwet se standaard spoorvrag op 1 April 2019, na R517.52.
Please note the change in Spoorwet's standard railage cost on 1 April 2019 to R517.52.



9. IMPORT PARITY PRICES – WINTER CEREALS (b)(c)

9. INVOERPARITEITPRYSSE - WINTERGRANE (b)(c)

INVOERPARITEITPRYSSE VAN WINTERGRANE (BTW UITGESLT) SOOS OP		2020/03/24				IMPORT PARITY PRICES OF WINTER CEREALS (VAT EXCL) AS ON		
ITEM	Nota / Note	Koring/Wheat	Koring/Wheat	Koring/Wheat	Koring/Wheat	Koring/Wheat	Gars/Barley	ITEM
		VSA/ USA Golf/Gulf HRW	VSA/ USA PNW DNS	Argentynse/ Argentine Up River Trigo Pan	EU Duitsland/ Germany Hamburg B kwaliteit/ quality	Russies/ Russian Black Sea 12.50%	Australiese/ Australian Adelaide Mout/Malting	
		\$/t	\$/t	\$/t	\$/t	\$/t	\$/t	
Internasionale VAB pryse	a	239.00	261.00	243.00	221.00	215.00	204.00	International FOB prices
Vraggeld	b	27.00	27.00	21.00	24.00	29.00	17.00	Freight Rates
Assuransie (0.3% van VAB)		0.72	0.78	0.73	0.66	0.65	0.61	Insurance (0.3% of FOB)
1 KOSTE, ASSURANSIE EN VRAG (KAV) \$/T		266.72	288.78	264.73	245.66	244.65	221.61	1 COST, INSURANCE AND FREIGHT (CIF) \$/T
<i>Omskakel na R/t</i>								<i>Converted to R/t</i>
R/\$ Wisselkoers op: 2020/03/24	c	17.7233	17.7233	17.7233	17.7233	17.7233	17.7233	R/\$ Exchange rate on: 2020/03/24
2 KOSTE, ASSURANSIE EN VRAG (KAV) R/t		4727.16	5118.13	4691.89	4353.91	4336.01	3927.66	2 COST, INSURANCE AND FREIGHT (CIF) R/t
Finansieringskoste	d	34.00	36.81	33.74	31.31	31.18	28.25	Financing cost
3 KOSTE, ASSURANSIE, VRAG EN FINANSIERING R/t		4761.16	5154.94	4725.63	4385.22	4367.19	3955.91	3 COST, INSURANCE, FREIGHT AND FINANCING R/t
Aflaaiikoste	e, f							Discharging cost
3.1 Kaapstad (Hoofsaaklik kaaihyskraan metode)		212.55	212.55	212.55	212.55	212.55	212.55	3.1 Cape Town (Mainly shore cranes method)
3.2 Durban (Hoofsaaklik suig-in-silo metode)		202.93	202.93	202.93	202.93	202.93	202.93	3.2 Durban (Mainly suction into silo method)
Invoertarif op koring	g	516.60	516.60	516.60	516.60	516.60	0.00	Import Tariff on wheat
4 VRY OP SPOOR (VOS) R/t								4 FREE ON RAIL (FOR) R/t
4.1 Kaapstadhawe		5490.31	5884.09	5454.78	5114.37	5096.34	4168.46	4.1 Cape Town Harbour
4.2 Durbanhawe		5480.69	5874.47	5445.16	5104.75	5086.72	4158.84	4.2 Durban Harbour
Spoorvragkoste	h							Railage cost
- Kaapstad na Paarl		134.04	134.04	134.04	134.04	134.04	n/a	- Cape Town to Paarl
- Durban na Randfontein		517.52	517.52	517.52	517.52	517.52	517.52	- Durban to Randfontein
5 GELEWER:								5 DELIVERED:
- Kaapstad na Paarl R/ton		5624.35	6018.13	5588.82	5248.41	5230.38	n/a	- Cape Town to Paarl R/ton
- Durban na Randfontein R/ton		5998.21	6391.99	5962.68	5622.27	5604.24	4676.36	- Durban to Randfontein R/ton

Notas/Notes: 2020/03/24

a Bron van pryse en vraggeld : IGC GMI
Source of prices and freight rates: IGC GMI

Termyn / Term	VAB/FOB US\$/ton	Vraggeld / Freight Rate:	US\$/ton	Gars/Barley = US\$ + 1
Koring/Wheat: HRW No 2 (Hard Red Winter) Golf / Gulf	Apr 2020	239.00	VSA/USA (Golf / Gulf)	27.00
Koring/Wheat: DNS 14% No 2 (Dark Northern Spring) Golf / Gulf	Apr 2020	261.00	Argentinië / Argentina (Upriver)	21.00
Koring/Wheat: Argentinië / Argentine (Up River) Trigo Pan	Mr/Mar 2020	243.00	EU (Rouen/Hamburg)	24.00
Koring/Wheat: EU (Duitsland / Germany) B kwaliteit / quality	Mr/Mar 2020	221.00	Australië / Australia (Fremante)	16.00
Koring/Wheat: Russian Milling 12.5%	Apr 2020	215.00	Rusland/Russia (Novorossiysk)	29.00
Gars/Barley: Australiese moutgars/Australian malting barley (Adelaide)	Apr 2020	204.00		

b Vraggeld: bereken vir vragte van +/- 20 000 - 30 000t. / Freight rates: calculated for freights of +/- 20 000 - 30 000t.

c Reserwebank / Reserve Bank

d Finansieringskoste: 30 000t @ KAV @ primakoers vir 30 dae. Bron/Source: SARB 8.75% 2020/03/20
Financing cost: 30 000t @ CIF @ prime rate for 30 days.

e Aflaaiikoste / Discharging cost (R/ton):
Bron / Source: Mainport Africa Shipping

	Koring/Wheat:	Gars/Barley:
Kaapstad /	212.55	212.55
Durban:	202.93	202.93

f Ingesluit: Kaaigelde, hantering, kaaibesig, agente/dokumentasie, logistiek & opnames (inspeksie van skeepsvrag).
Included: Wharfage, handling, wharf supervision, agent/documentation, logistic & survey (inspection of shipload).
Uitgesluit: Gesondheidsinspeksie-, skeepagentskapfooi, strooktoetsingsfooi vir GMO, opbergingskoste asook BTW en invoerbelasting.
Excluded: Health inspection fee, Ship agency fee, strip testing fees for GMO, storage costs as well as VAT and import duty.
N.B: Slegs 'n aanduiding, aangesien koste van opname beding kan word / N.B: Indication only, as cost of survey can be negotiated.

g Invoertarif / Import Tariff:
Koring/Wheat = R516.60 p/ton
Gars/Barley = Vry/Free

h Neem asb. kennis van verandering in Spoornet se standaard spoorvrag op 1 April 2019 soos volg:
Kaapstad na Paarl R134.04 en Durban na Randfontein R517.52
Please note the change on 1 April 2019, in Spoornet's standard railage cost as follows:
Cape Town to Paarl R134.04 and Durban to Randfontein R517.52

10. IMPORT PARITY PRICES – OIL SEEDS (b)(c)(f)(g)

10. INVOERPARITEITPRYSE - OLIESADE (b)(c)(f)(g)

INVOERPARITEITPRYSE VAN OLIESADE (BTW UITGESLT) SOOS OP		2020/03/24								IMPORT PARITY PRICES OF OIL SEEDS (VAT EXCL) AS ON	
ITEM	Nota/ Note	Sojabone/ Soybeans	Sojabone/ Soybeans	Sojabone/ Soybeans	Sonneblom/ Sunflower	Sonneblom/ Sunflower	Canola	Grondbone/ Groundnuts	Grondbone/ Groundnuts	ITEM	
		VSA/ USA Golf/Gulf	Argentynse/ Argentine Up River	Brazilië/ Brazil Paranagua	EU Franse/ French Bordeaux	Swart See / Black Sea	Kanadese/ Canadian Vancouver	Argentynse/ Argentine Raw Runners 40/50	VSA/ USA Raw Runners 40/50		
		\$/t	\$/t	\$/t	\$/t		\$/t	\$/t	\$/t		
Internasionale VAB pryse	a	354.00	319.00	352.00	358.00	380.00	348.00	1520.00	1473.00	International FOB prices	
Vraggeld	b	27.00	21.00	21.00	24.00	29.00	27.00	80.00	27.00	Freight Rates	
Assuransie (0.3% van VAB)		1.06	0.96	1.06	1.07	1.14	1.04	4.56	4.42	Insurance (0.3% of FOB)	
1 KOSTE, ASSURANSIE EN VRAG (KAV) \$/T		382.06	340.96	374.06	383.07	410.14	376.04	1604.56	1504.42	1 COST, INSURANCE AND FREIGHT (CIF) \$/T	
<i>Omskakel na R/t</i>										<i>Converted to R/t</i>	
R/\$ Wisselkoers op: 2020/03/24		17.7233	17.7233	17.7233	17.7233	17.7233	17.7233	17.7233	17.7233	R/\$ Exchange rate on: 2020/03/24	
2 KOSTE, ASSURANSIE EN VRAG (KAV) R/t		R/t	R/t	R/t	R/t		R/t	R/t	R/t	2 COST, INSURANCE AND FREIGHT (CIF) R/t	
Finansieringskoste	d	6771.36	6042.94	6629.58	6789.26	7269.03	6664.67	28438.10	26663.29	Financing cost	
3 KOSTE, ASSURANSIE, VRAG EN FINANSIERING R/t		48.70	43.46	47.68	48.83	52.28	47.93	204.52	191.76	3 COST, INSURANCE, FREIGHT AND FINANCING R/t	
		6820.06	6086.40	6677.26	6838.09	7321.31	6712.60	28642.62	26855.05		
Aflaaikoste: Durban	e, f	202.93	202.93	202.93	202.93	202.93	202.93	447.84	447.84	Discharging cost: Durban	
Invoertarif:	g	501.92	452.30	499.09	0.00	0.00	616.77	2693.94	2610.64	Import Tariff:	
4 VRY OP SPOOR (VOS) R/t: Durban		7524.91	6741.63	7379.28	7041.02	7524.24	7532.30	31784.40	29913.53	4 FREE ON RAIL (FOR) R/t: Durban	
Spoorvragkoste	h									Railage cost	
- Durban na Randfontein		517.52	517.52	517.52	517.52	517.52	517.52	-	-	- Durban to Randfontein	
5 GELEWER:										5 DELIVERED:	
- Durban na Randfontein R/ton		8042.43	7259.15	7896.80	7558.54	8041.76	8049.82	-	-	- Durban to Randfontein R/ton	

Notas/Notes:

a Bron van pryse en vraggeld / Source of prices and freight rates : IGC (GMI), Geogalos Peanut World & Oilworld
2020/03/24

Termyn / Term	US\$/ton (VAB/FOB)	Vraggeld/Freight Rate:	US\$/ton	
Sojabone/Soybeans: VSA/USA (Golf/Gulf)	Apr 2020	354.00	US Golf / Gulf	27.00
Sojabone/Soybeans: Argentinië/Argentina (Up River)	Mar/Mrt 2020	319.00	Argentinië / Argentina	21.00
Sojabone/Soybeans: Brazilië/Brazil (Paranagua)	Apr 2020	352.00	EEC (Bordeaux/Hamburg)	24.00
Sonneblom/Sunflower: EU Frankryk/France (Bordeaux)	Mar/Mrt 2020	358.00	Kanada/Canada (St Lawrence)	27.00
Sonneblom/Sunflower: Swart See/Black Sea	Apr 2020	380.00	Rusland / Russia (Novorossiysk)	29.00
Canola: Kanada/Canada (Vancouver)	Mar/Mrt 2020	348.00	Grondbone/Groundnuts (ARG)	80.00
Grondbone/Groundnuts: Argentinië/Argentina (Raw Runner 40/50)	Jul 2020	1520.00		
Grondbone/Groundnuts: VSA/USA (Runners 40/50)	Apr 2020	1473.00		

b Vraggeld: bereken vir vragte van +/- 20 000 - 30 000t. / Freight rates: calculated for freights of +/- 20 000 - 30 000t.

c Reserwebank / Reservebank

d Finansieringskoste: 30 000t @ KAV @ primakoers vir 30 dae. Bron/Source: SARB 8.75% 2020/03/20
Financing cost: 30 000t @ CIF @ prime rate for 30 days.

e Aflaaikoste / Discharging costs (R/ton):

	Sojabone/ Soybeans	Sonneblom/ Sunflower	Canola	Grondbone/ Groundnuts
Durban:	202.93	202.93	202.93	447.84

f Aflaaikoste / Discharging fees:
Ingesluit: Kaaigelde, hantering, kaaitoelig, agente/dokumentasie, logistiek & opnames (inspeksie van skeepsvrag) / Included: Wharfage, handling, wharf supervision, agent/documentation, logistic & survey (inspection of shipload).
Uitgesluit: Gesondheidsinspeksie-, skeepagentskapfoel, strooktoetsingsfoel vir GMO, opbergingskoste asook BTW en invoerbelasting / Excluded: Health inspection fee, Ship agency fee, strip testing fees for GMO, storage costs as well as VAT and import duty.
N.B: Slegs 'n aanduiding, aangesien koste van opname beding kan word / N.B: Indication only, as cost of survey can be negotiated.

g Invoertarif / Import Tariff:
Sojabone/Soybeans = 8% op VAB / on FOB
Sonneblom/Sunflower = Vry / Free
Canola = 10% op VAB / on FOB
Grondbone/Groundnuts = 10% op VAB / on FOB

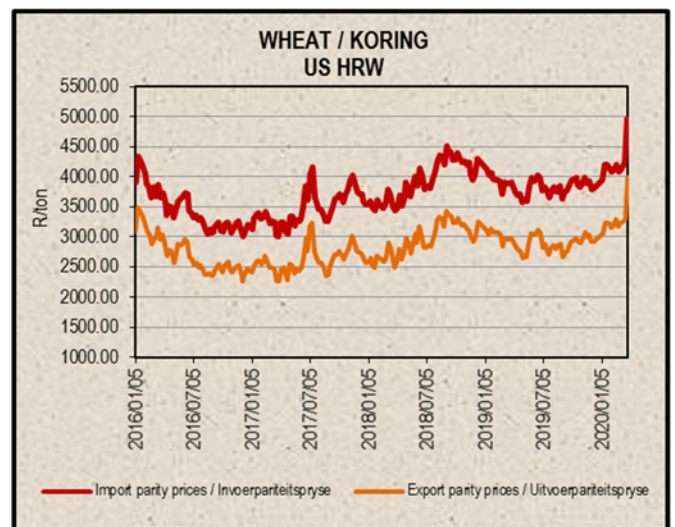
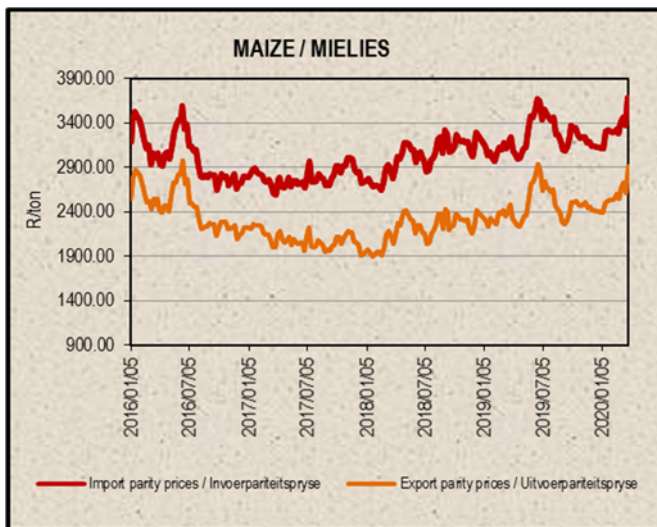
h Neem asb. kennis van die verandering in Spoorwet se standaard spoorvrag op 1 April 2019, na R517.52
Please note the change on 1 April 2019 in Spoorwet's standard railage cost to R517.52

i Kwotasies is k.a.v. pryse. VAB pryse dus berekende pryse (kav minus vraggeld) / Quotes are c.i.f. prices. FOB prices are therefore calculated prices (cif minus freight rates).

11. EXPORT PARITY PRICES (b)(c)

11. UITVOERPARITEITPRYSE (b)(c)

INDICATIVE EXPORT PARITY PRICES AS ON	2020/03/24				AANDUIDENDE UITVOERPARITEITSPRYSE SOOS OP
This is only an example of how an export parity price can be calculated - it can vary according to need	US No3Y Maize/ Mielies Gulf/Golf (b) Apr 2020	US HRW Wheat/Koring Gulf/Golf (b) Apr 2020	US DNS 14% Wheat/Koring PNW (b) Apr 2020	Argentine Raw Runner 40/50 Groundnuts/ Grondbone (f) Jul 2020	Hierdie is slegs 'n voorbeeld van hoe 'n uitvoerpariteitsprys bereken kan word - dit kan varieer volgens behoefte
FOB Gulf value (\$/t)	167.00	239.00	261.00	1520.00	VAB Golfwaarde (\$/t)
Difference in quality and locality of SA ¹ Maize: Plus US\$10 (\$/t) Groundnuts: Less 3,5% of fob value	\$10.00			96,5%	¹ Kwaliteits- en liggingsverskil van SA Mielies: Plus VSA\$10 (\$/t) Grondbone: Min 3,5% van vab waarde
SA fob price (\$/t)	177.00	239.00	261.00	1466.80	SA vab prys (\$/t)
Exchange rate (1\$=): (2020/03/24) ²	17.7233	17.7233	17.7233	17.7233	² Wisselkoers (1\$=): (2020/03/24)
FOB Gulf value (R/t)	3137.02	4235.87	4625.78	25996.54	VAB Golfwaarde (R/t)
Marketing costs:					Bemerkings koste:
Financing (Prime rate 8.75% - 30 days) (R/t)	25.14	33.94	37.07	208.33	Finansieringskoste (Primakoers 8.75% - 30 dae) (R/t)
Railage: ³ Randfontein – Durban harbour	517.52	517.52	517.52	-	³ Spoorvrag: Randfontein – Durbanhawe
Loading costs: (R/t) ⁴ Durban Harbour (Mainly spout method)	207.60	213.20	213.20	552.71	⁴ Oplaaikoste: (R/t) Durbanhawe (Hoofsaaklik tregter metode)
EXPORT REALISATION (R/t):					UITVOER REALISASIE (R/t):
Randfontein	2386.76	3471.21	3857.99	25235.50	Randfontein
<i>Difference in quality and locality of SA (As requested by the industry) As from 14 June 2012, the discount/rebate will no longer be used to calculate the export parity price on US HRW and a new calculation will be added for US DNS, also without the discount/rebate.</i>			1		<i>Kwaliteits- en liggingsverskil van SA (Soos deur die bedryf versoek) Vanaf 14 Junie 2012 sal die diskonto/premie nie meer gebruik word by die berekening van die uitvoerpariteitprys van US HRW nie en 'n nuwe berekening word nou vir US DNS gedoen, ook sonder diskonto/premie.</i>
<i>Reserve Bank Railage costs: Please note that on 1 April 2019 Spoornet's standard railage cost has changed to R517.52.</i>			2		<i>Reserwebank Spoorvrag koste: Neem asb. kennis dat Spoornet se standaard spoorvrag op 1 April 2019 verander het na R517.52.</i>
<i>Loading costs, received from Mainport Africa Shipping: Included: Cargo dues, handling, wharf supervision, agency/documentation, logistics & surveys (inspection of cargo). Excluded: Ship agent fees, health & PPECB inspections, storage facility & transport costs to storage facility, VAT & duties.</i>			3		<i>Oplaaikoste, ontvang van Mainport Africa Shipping: Ingesluit: Kaaigelde, hantering, kaaitoetsig, agente/dokumentasie, logistiek & opnames (inspeksie van skeepsvrag) Uitgesluit: Skeepsagentskaps-, inspeksie-, opbergings- en vervoerkoste na opbergingsfasiliteit, BTW & invoerbelasting.</i>
			4		



12. WEATHER

For local weather, please follow the link below:

<https://www.accuweather.com/en/za/south-africa-weather>

12. WEER

Vir plaaslike weer, volg asseblief die onderstaande skakel:

<https://www.accuweather.com/en/za/south-africa-weather>

12. SUNDRIES (h)

12. DIVERSE (h)

RSA GRAIN & OILSEED POSITION / RSA GRAAN & OLIESAAD POSISIE

25 March 2020

		White Maize /	Yellow Maize /	Total Maize /	Barley / Gars	Oats / hawer	Wheat / Koring
		Witmielies	Geelmielies	Totaal Mielies			
From:		2019/05	2019/05	2019/05	2019/10	2019/10	2019/10
Until:		2020/02	2020/02	2020/02	2020/02	2020/02	2020/02
Opening stock / beginvoorraad		1 798 998	864 088	2 663 086	268 405	15 313	539 079
Deliveries / Lewerings	(a)	5 308 808	5 228 122	10 536 930	312 877	14 945	1 423 108
Imports / Invoere		0	477 671	477 671	11 984	28 541	693 360
Utilisation / Aanwending	(b)	4 501 934	4 863 435	9 365 369	154 469	25 753	1 372 512
Exports / Uitvoere		966 406	430 538	1 396 944	21 152	0	43 985
Sundries / Diverse	(c)	-2 181	-10 080	-12 261	-751	27	-936
Unutilised stock/ Onaangewende voorraad		1 641 647	1 285 988	2 927 635	418 396	33 019	1 239 986

		Sorghum	Canola	Groundnuts /	Soybeans /	Sunflower /
				Grondbone	Sojabone	Sonneblom
From:		2019/03	2019/10	2019/03	2019/03	2019/03
Until:		2020/02	2020/02	2020/02	2020/02	2020/02
Opening stock / beginvoorraad		51 860	18 091	25 271	502 241	120 165
Deliveries / Lewerings	(a)	123 910	87 074	19 517	1 135 145	677 674
Imports / Invoere		59 253	0	33 704	9 098	457
Utilisation / Aanwending	(b)	165 692	42 328	67 315	1 493 375	668 249
Exports / Uitvoere		7 439	0	4 913	5 336	576
Sundries / Diverse	(c)	1 393	-554	-1 177	9 204	-5 808
Unutilised stock/ Onaangewende voorraad		60 499	63 391	7 441	138 569	135 279

Notes:

(a) Deliveries directly from farms. / Lewerings direk vanaf plase.

(b) Includes withdrawn by farmers, end-consumers and seed (d). / Ingesluit onttrekking deur produsente, eindverbruikers en saad vir plantdoeleindes (d).

(c) Includes surplus and shortages. / Ingesluit surplusse en tekorte.

(d) Seed: No seed information for maize and sorghum. / Saad: Geen saad inligting vir mielies en sorghum nie.

Sources / Bronne:

(a) = Safex; (b) = International Grains Council; (c) = SAGIS;

(d) = CBOT; (e) = KCBT; (f) = Oil World; (g) = Geogalos Peanut World; (h) = SAGIS.

* Formula according to ITAC (International Trade Administration Commission of South Africa)/

Formule volgens ITAC (International Trade Administration Commission of South Africa)

SAGIS

Nico Hawkins

General Manager / Hoofbestuurder

Indemnity/Vrywaring: Although everything has been done to ensure the accuracy of the information, neither SAGIS nor any of its directors or employees takes any responsibility for actions or losses that might occur as a result of the usage of this information. / Alhoewel alles gedoen is om te verseker dat die inligting korrek is, aanvaar nie SAGIS of enige van sy direkteure of werknemers verantwoordelikheid vir enige aksies of verliese as gevolg van die inligting wat gebruik is nie.