



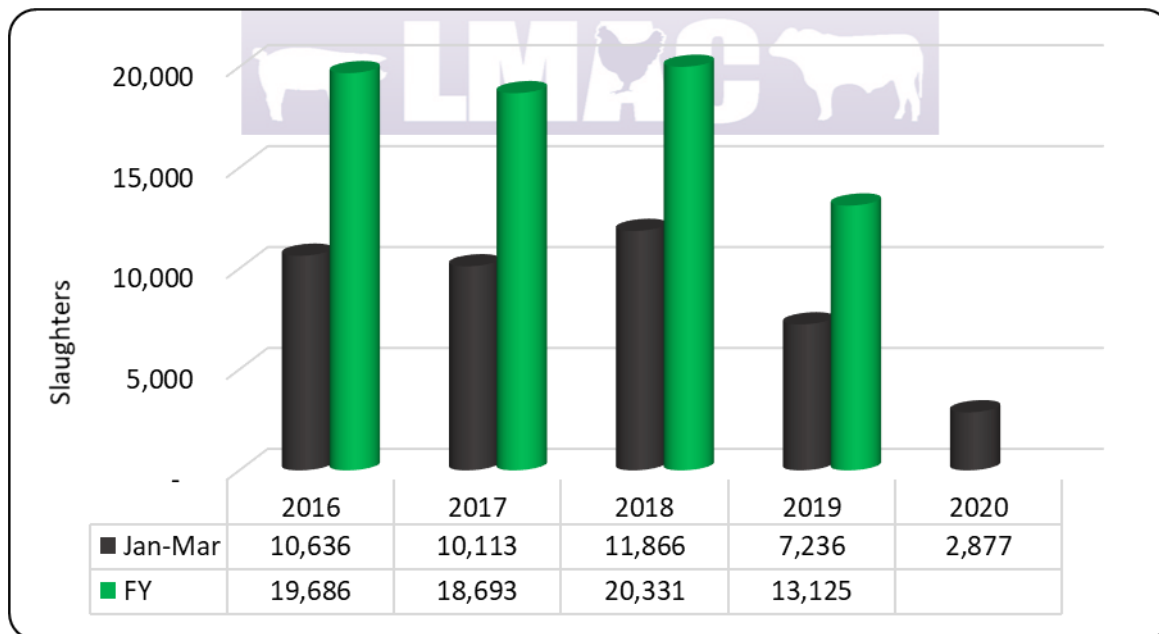
Livestock and Meat Advisory Council

Exhibition Park, Samora Machel Avenue West, PO Box BE 209 Belvedere, Harare
 Phone: +263 (24) 2756 600, 2772 915, 2777 391 Email: admin@lit.co.zw
 Website: www.livestockzimbabwe.com

Market Watch: First Quarter 2020

Goat Sector

Total goat slaughters at abattoirs monitored by the Department of Crop and Livestock for the first quarter 2020 was 2,877, a decrease of 60 and 76% over the corresponding periods in 2019 and 2018 respectively, where the cost of processing through formal abattoirs is believed to be a major deterrent.

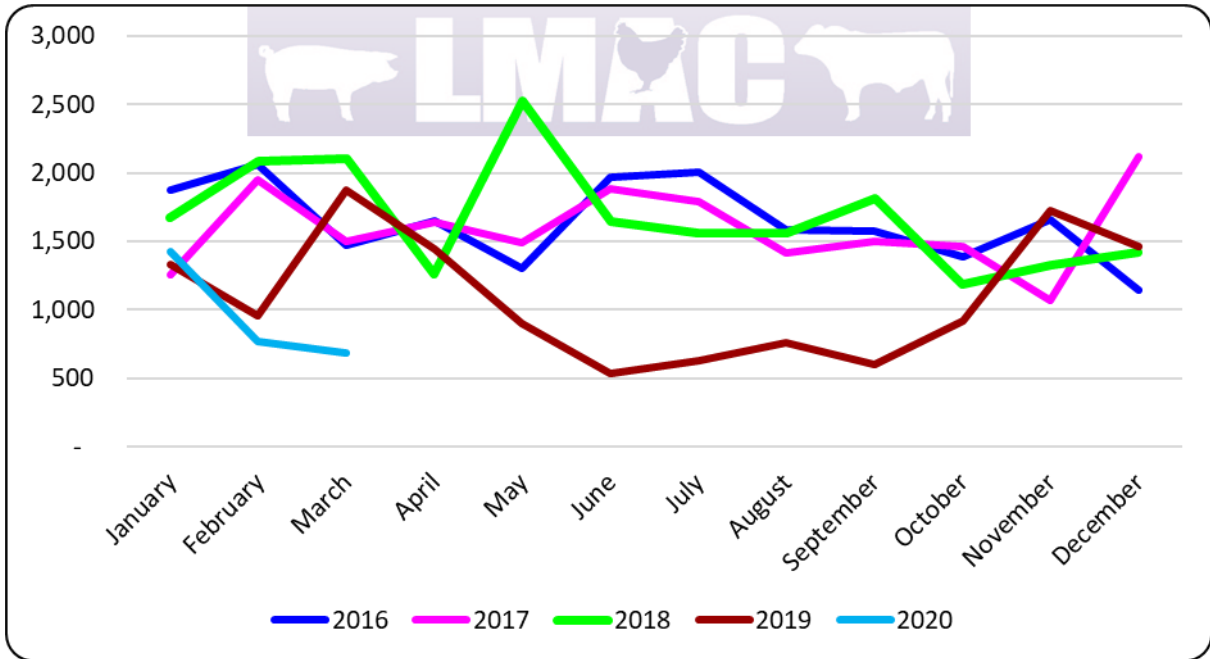


Cumulative Goat Slaughters, 2016 – March 2020

Monthly goat slaughter patterns continue to reflect a high rate of volatility, indicative of the absence of substantive organised large-scale goat production in the country. The majority of goat production is conducted at a subsistence level and the low number of slaughters captured by the formal abattoirs as a percentage of total slaughters, reflects a reluctance to usual formal channels as goat producers seek to minimise costs and resorting to informal slaughters.

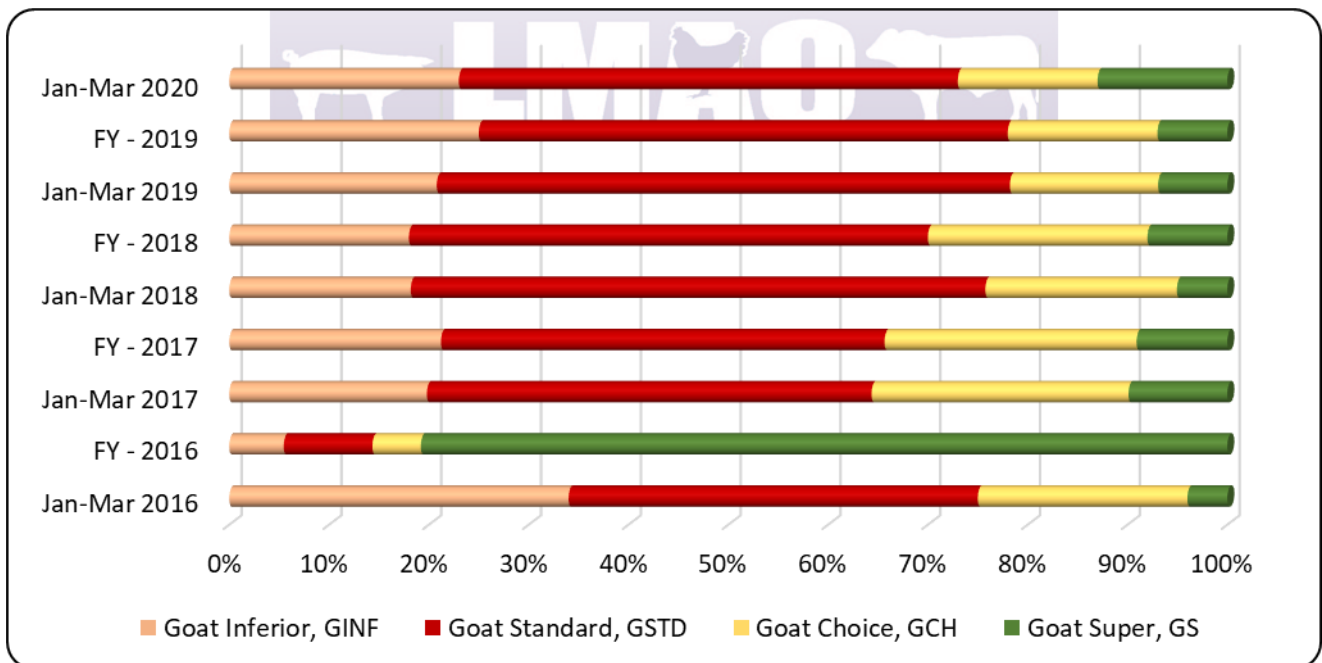
Monthly goat slaughters for the first quarter declined in each consecutive month by 3, 46 and 12%.





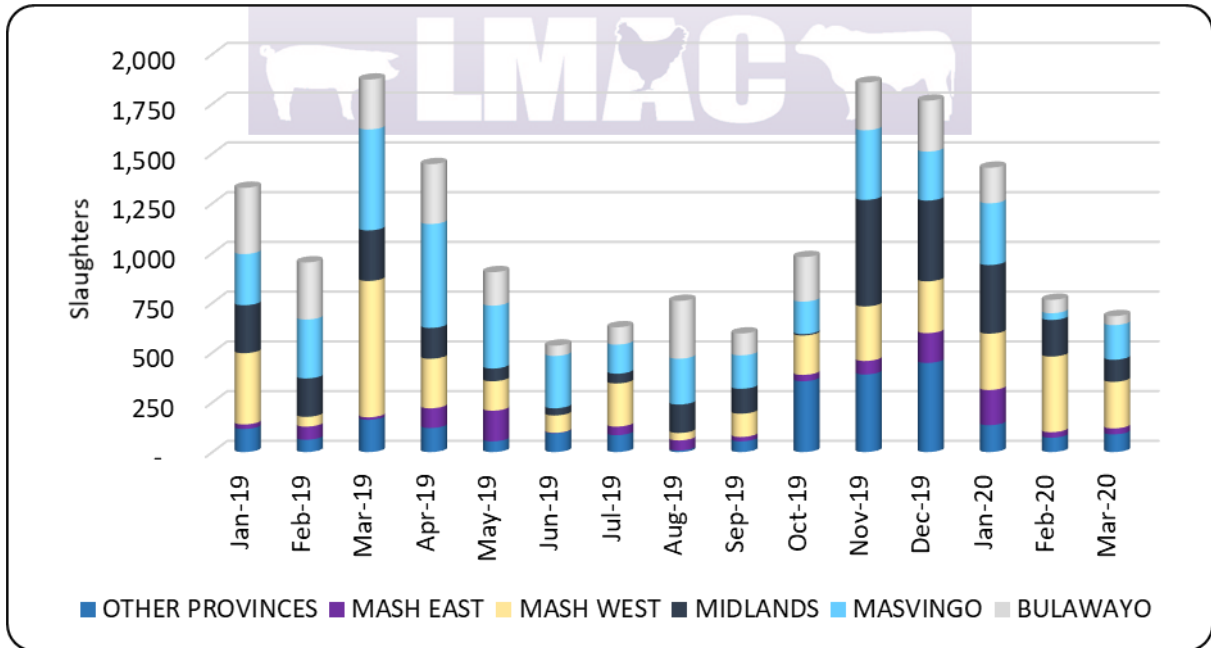
National Monthly Goat Slaughters, 2016 – March 2020

The graph below illustrates the breakdown in the quality of goats slaughtered through formal abattoirs. In first quarter of 2020, Goat Super accounted for 13% of total slaughters, an increase of 6 percentage units on the corresponding period in 2019. Goat Inferior grade accounted for 23% for the quarter under review.



Proportionate Goat Slaughters by Grade, 2016 – March 2020

The graph below illustrates the monthly slaughters by province. In the first quarter of 2020, Mashonaland West dominated slaughters, making up 19, 39, 42% for January February and March respectively, being 31% of total slaughters for the first quarter. Other provinces that made significant contributions were Midlands, Masvingo and Harare with 22, 18 and 10% of total slaughters, respectively.



National Monthly Slaughters by Province, 2019 – March 2020