



Fresh produce market trends

Retail Business Banking



Prices struggled to support lower demand

Vegetable volumes sold at the fresh produce markets this week were lower with prices mixed. Prices did not necessarily move as dictated by volumes, and demand was sluggish, struggling to support prices in some instances.

Retail Business Banking
AgriBusiness
24 August 2020

Abrie Rautenbach
+27 11 350 3327
Abrie.Rautenbach@absa.africa

Olga de Freitas
+27 11 846 1569
Olga.defreitas@absa.co.za

<https://www.absa.co.za/business/sector-solutions/agribusiness/agri-smart-insights/>

Accessor

Fresh Produce Market Report

Cabbage: Market Trends

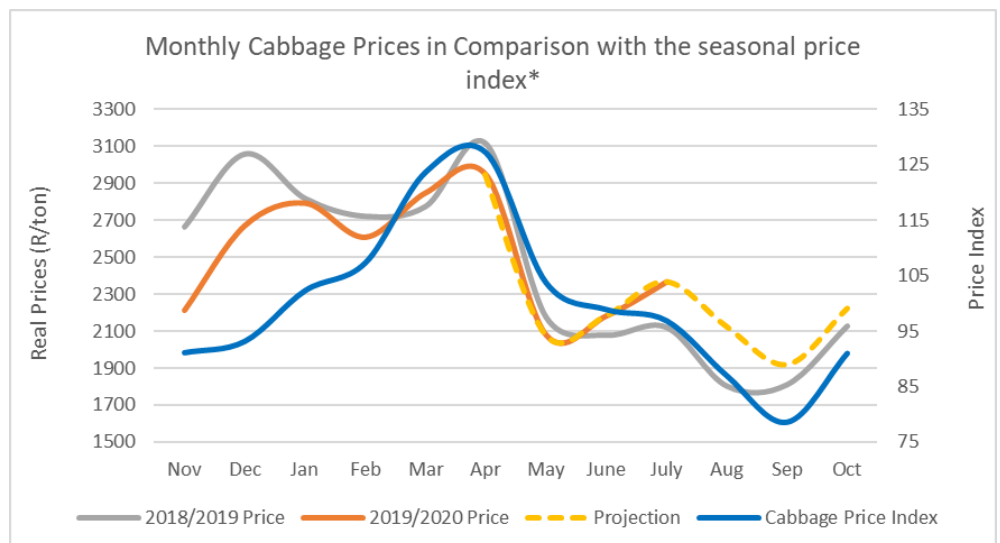
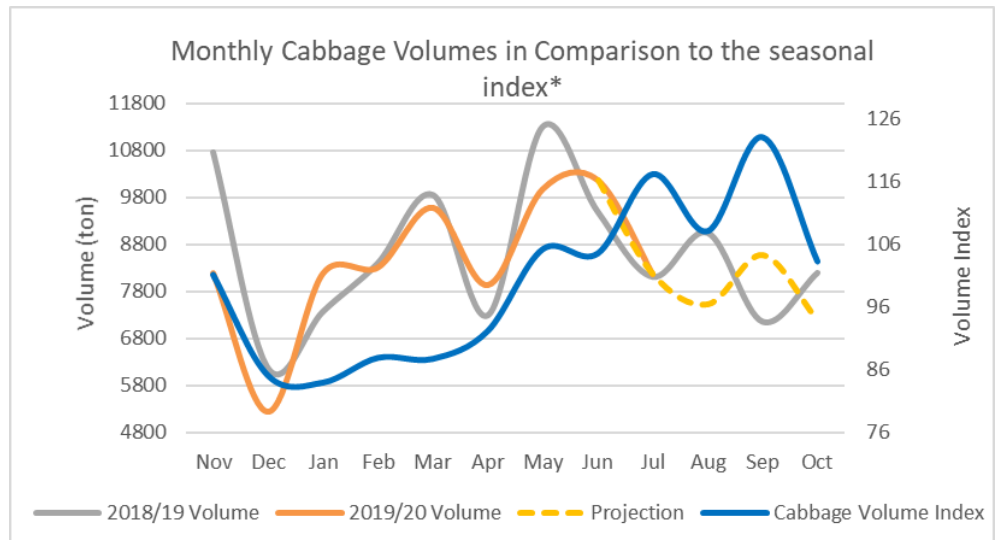
Volumes sold this week increased by 4.6% compared with the previous week. After an initial increase in May 2020 volumes, there has been a slowdown throughout June and July. These lower volumes are in line with the volume movements in 2019. The price of cabbage has decreased by 11.6% week on week. Prices have been dropping throughout August and falling back in line with seasonal expectations after a significant increase in July 2020.

Local Market

Weekly Cabbage Volumes and Prices

| | Volume (ton) | Price (R/ton) |
|-----------------------|--------------|---------------|
| Week ending 21 August | 1758 | R 3 021 |
| w/w | 4.6% | -11.6% |
| m/m | -3.0% | 10.6% |
| y/y | -10.1% | 42.2% |

Outlook



*Jan 2000 - Jan 2020

Carrot: Market Trends

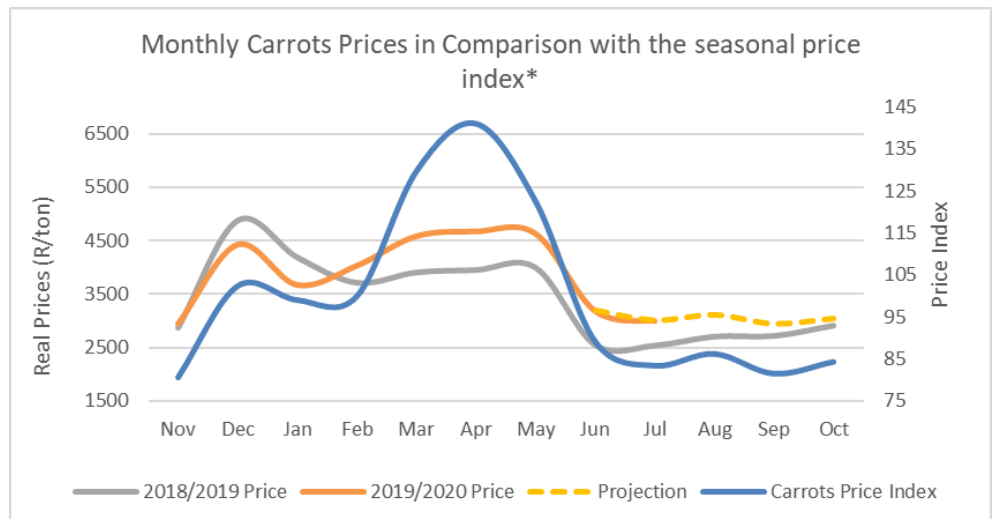
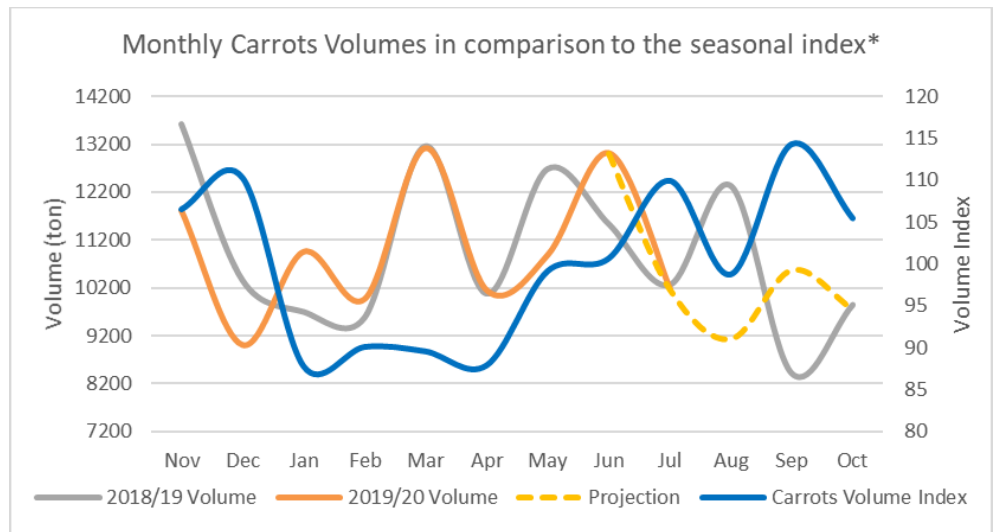
This week, carrot prices increased by 3.9% week on week as volumes trended lower. The volumes sold decreased by -0.5% week on week. These volumes are also lower in comparison to volumes a month and a year ago. Supply is expected to decrease somewhat over the coming months, and as such, we expect carrot prices to move sideways for the next couple of months.

Local Market

Weekly Carrot Volumes and Prices

| | Volume (ton) | Price (R/ton) |
|-----------------------|--------------|---------------|
| Week ending 21 August | 1864 | R 3 225 |
| w/w | -0.5% | 3.9% |
| m/m | -24.2% | 3.1% |
| y/y | -25.9% | 36.1% |

Outlook



*Jan 2000 - Jan 2020

Onion: Market Trends

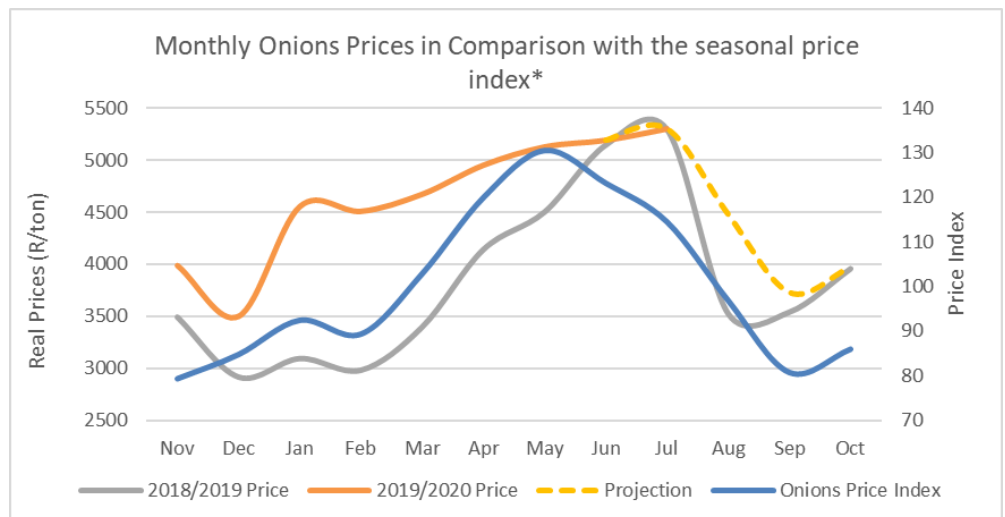
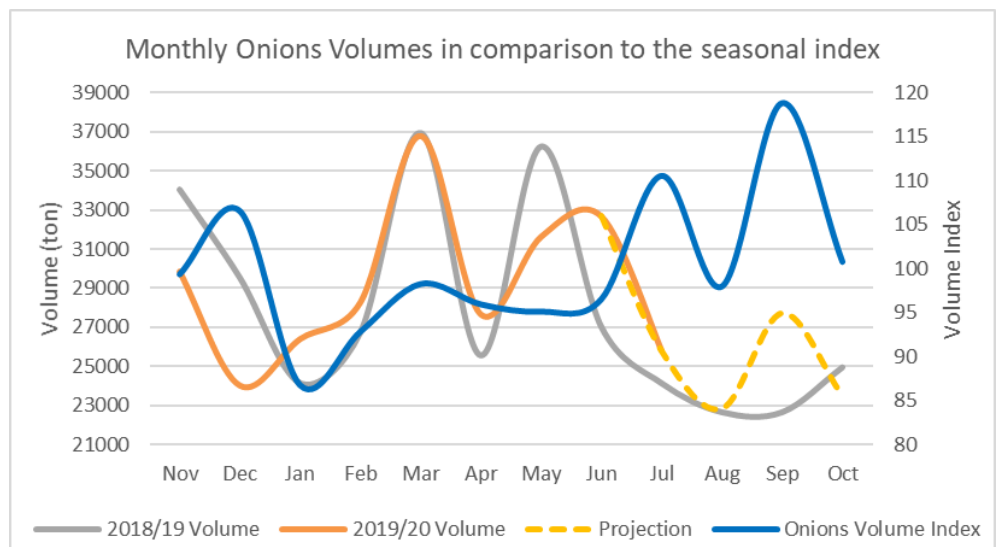
A kilogram of onions this week traded at R4.79. Prices increased by only 1.2% week on week, while the volumes sold decreased significantly, by 40%. Prices may start finding support if supplies remain at these levels.

Local Market

Weekly Onion Volumes and Prices

| | Volume (ton) | Price (/ton) |
|-----------------------|--------------|--------------|
| Week ending 21 August | 3354 | R 4 792 |
| w/w | -40.0% | 1.2% |
| m/m | -50.7% | -7.8% |
| y/y | -46.4% | 29.2% |

Outlook



*Jan 2000 - Jan 2020

Potato: Market Trends

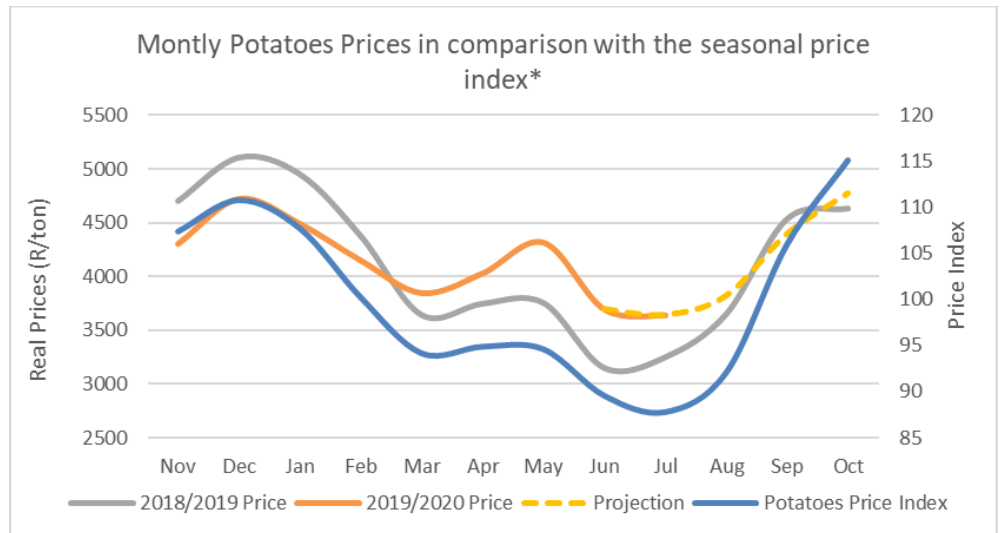
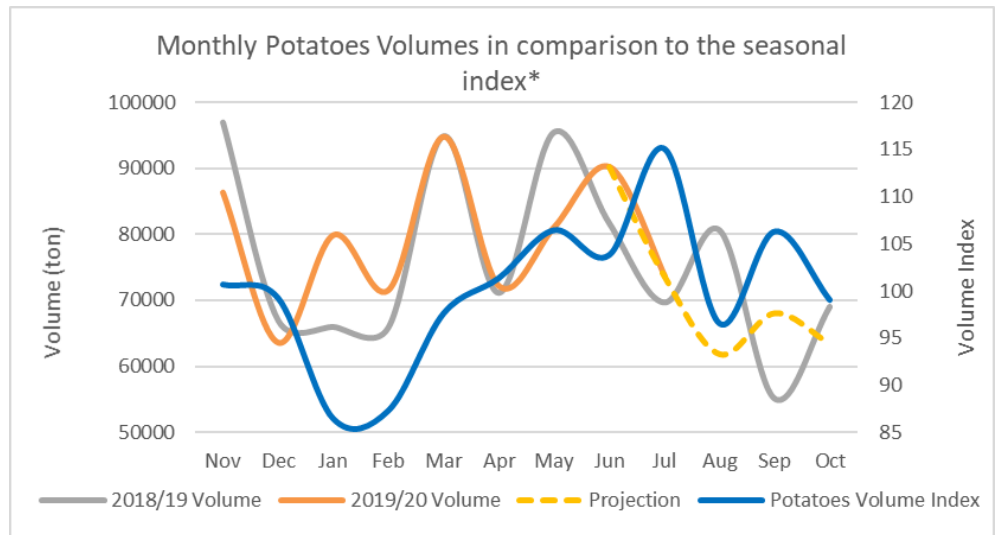
The potato price increased by 3.3% week on week. This price is 32.2% higher than it was this time last month and 71% higher than it was a year ago due to limited supply and an increase in demand.

Local Market

Weekly Potato Volumes and Prices

| | Volume (ton) | Price (R/ton) |
|-----------------------|--------------|---------------|
| Week ending 21 August | 11621 | R 5 798 |
| w/w | -13% | 3.3% |
| m/m | -22.6% | 32.2% |
| y/y | -28.9% | 70.9% |

Outlook



*Jan 2000 - Jan 2020

Tomato: Market Trends

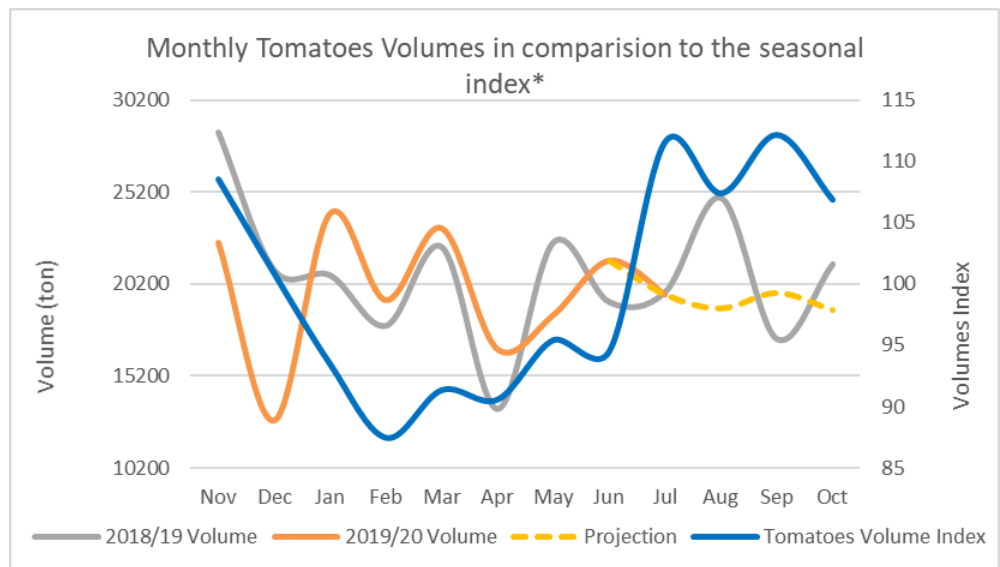
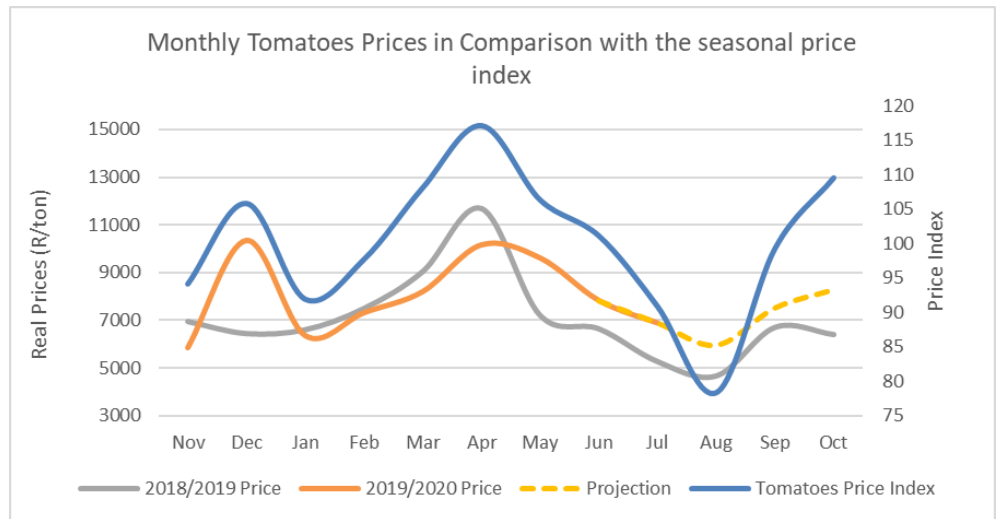
The tomato price decreased by -11.2% week on week and is 1.8% higher month on month, with the price 89% higher than it was this time last year. Prices are expected to increase if demand can support a higher price movement.

Local Market

Weekly Tomato Volumes and Prices

| | Volume (ton) | Price (R/ton) |
|-----------------------|--------------|---------------|
| Week ending 21 August | 2317 | R 6 660 |
| w/w | -47.4% | -11.2% |
| m/m | -53.0% | 1.8% |
| y/y | -60.8% | 88.8% |

Outlook



*Jan 2000 - Jan 2020