



Fresh produce market trends

Retail Business Banking



Higher volumes this month

A steady increase in supply is expected as summer is approaching and rainfall this season is projected to be closer to normal.

Retail Business Banking
AgriBusiness
21 September 2020

Abrie Rautenbach
+27 11 350 3327
Abrie.Rautenbach@absa.africa

Olga de Freitas
+27 11 846 1569
Olga.defreitas@absa.co.za

<https://www.absa.co.za/business/sector-solutions/agribusiness/agri-smart-insights/>

Accessor

Fresh Produce Market Report

Cabbage: Market Trends

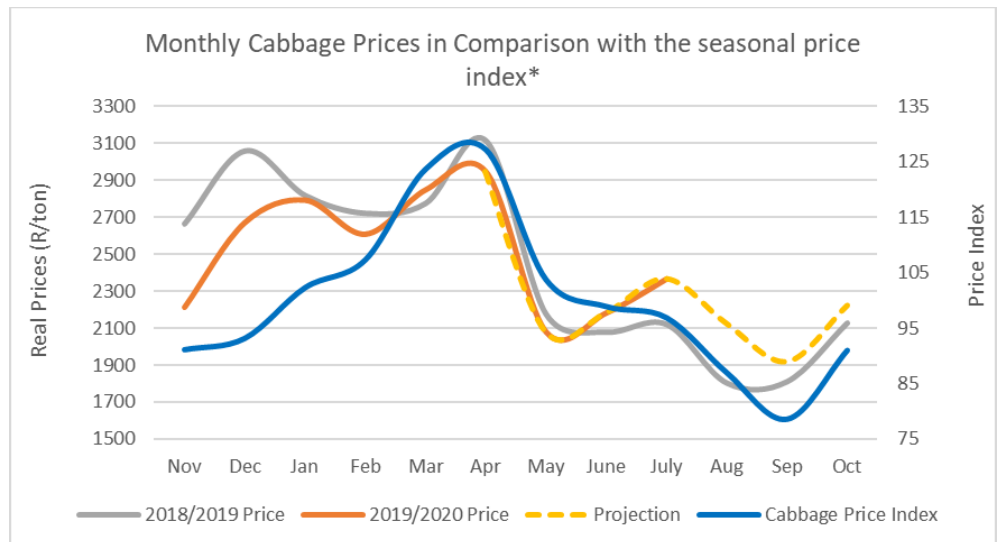
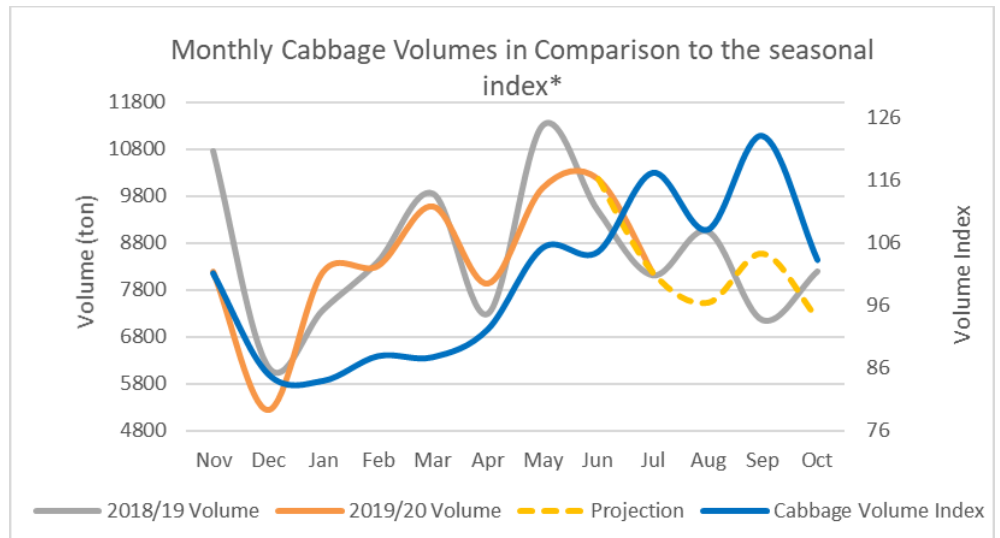
The warmer weather has helped with the cabbage harvest and supply has been stable. The increase in volumes is 9.5% week-on-week, compared with the 5.8% decrease in the week ending 11 September. The price per ton has dropped a further 18.6% in comparison with last week's -7.2%. The price year-on-year has increased by 48.9%.

Local Market

Weekly Cabbage Volumes and Prices

	Volume (ton)	Price (R/ton)
Week ending 18 September	2203	R 2 308
w/w	9,5%	-18,6%
m/m	25,3%	-23,6%
y/y	50,9%	48,9%

Outlook



*Jan 2000 - Jan 2020

Carrot: Market Trends

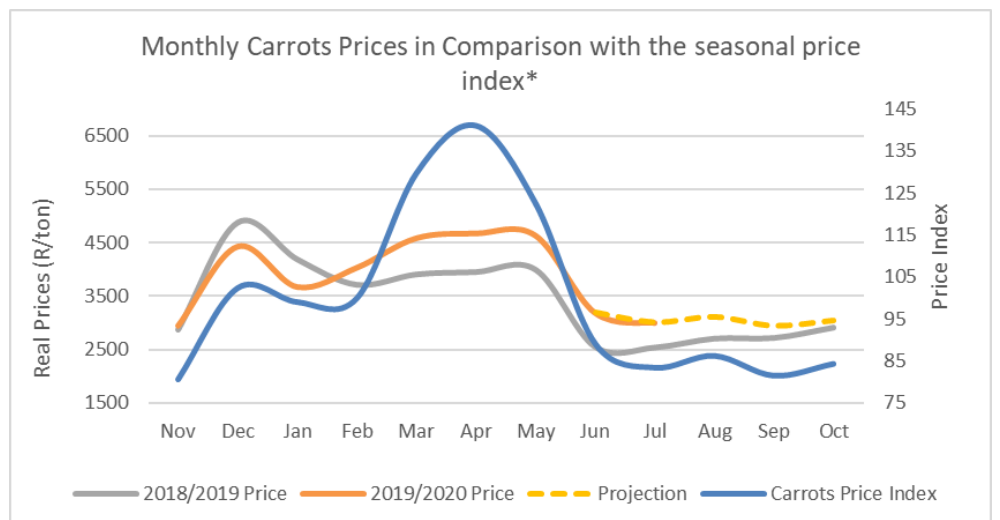
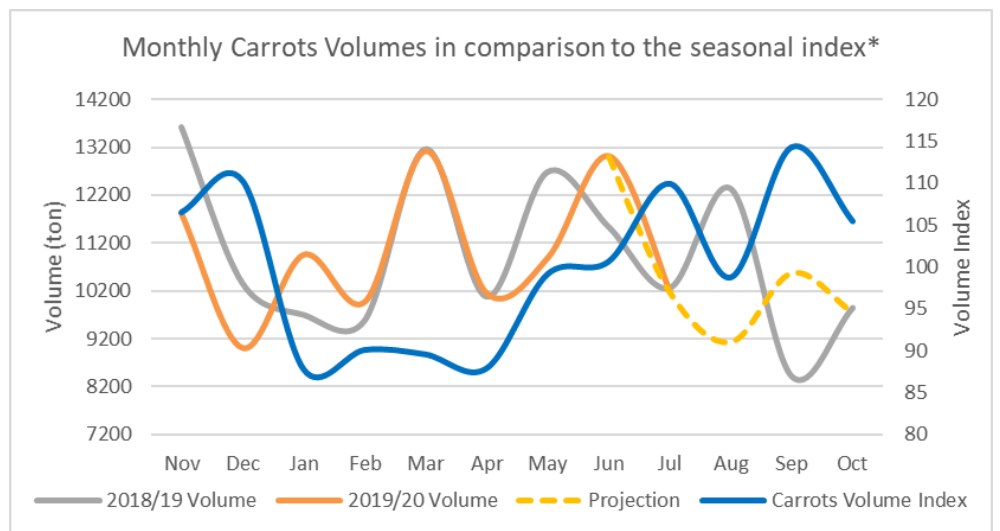
Supply has increased due the approaching warmer season and remains stable. The carrot volume this week increased by 12.3%, against -12.4% seen last week and -9.5% the previous week. The price per ton has dropped by -10.4% this week, reflecting an increase of 35.9% year-on-year.

Local Market

Weekly Carrot Volumes and Prices

	Volume (ton)	Price (R/ton)
Week ending 18 September	1889	R 3 360
w/w	12,3%	-10,4%
m/m	-0,4%	4,3%
y/y	16,0%	35,9%

Outlook



*Jan 2000 - Jan 2020

Onion: Market Trends

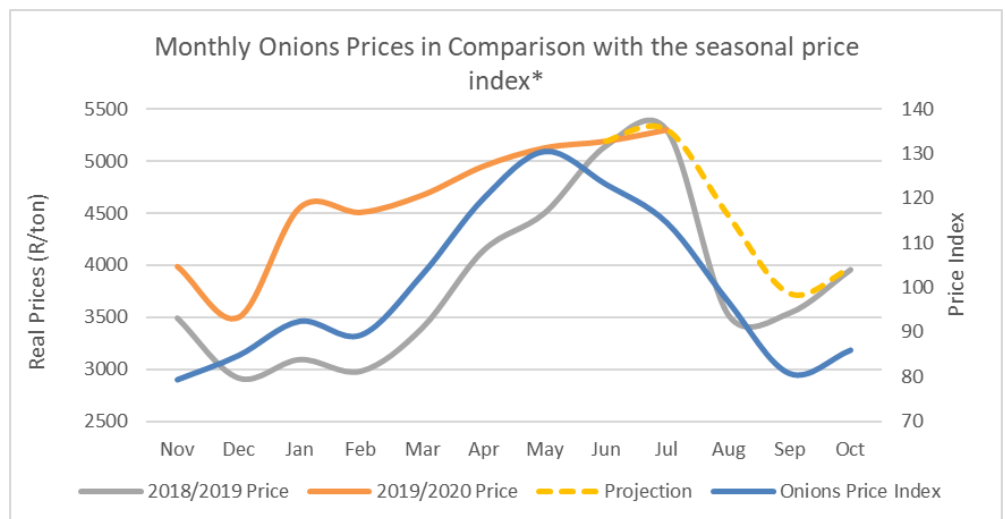
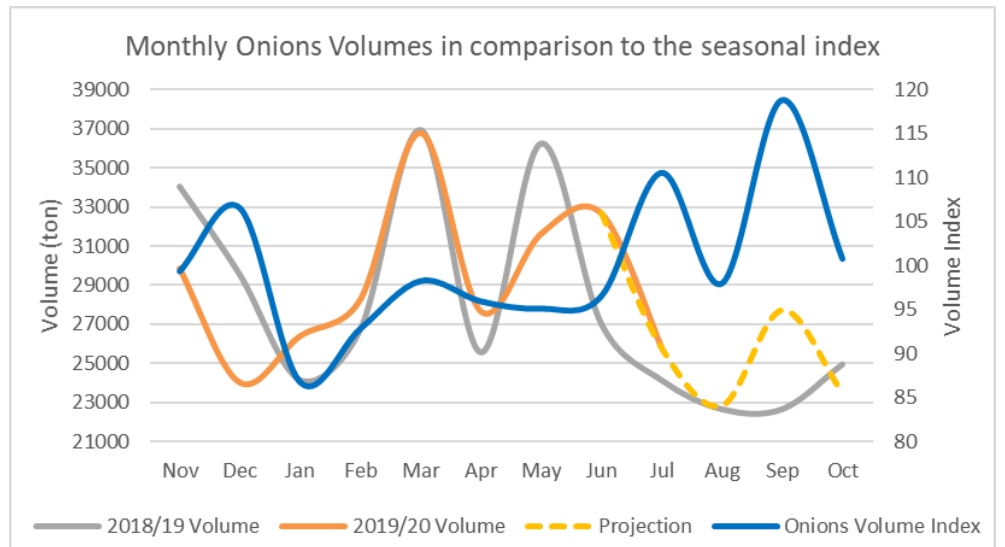
Onions have remained steady with a consistent quality. The demand and supply have been stable. The volume has dropped from -2.7% the previous week to -8.7% this week. Month-on-month, the volume has increased by 66.6% compared with the drop of -20.3% the previous week.

Local Market

Weekly Onion Volumes and Prices

	Volume (ton)	Price (/ton)
Week ending 18 September	5587	R 3 849
w/w	-8,7%	-3,6%
m/m	66,6%	-19,7%
y/y	27,2%	13,0%

Outlook



*Jan 2000 - Jan 2020

Potato: Market Trends

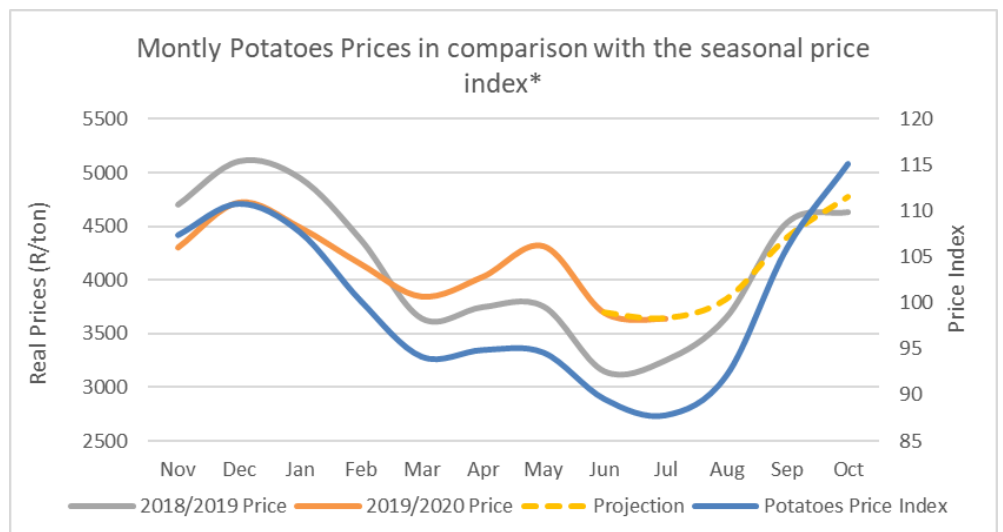
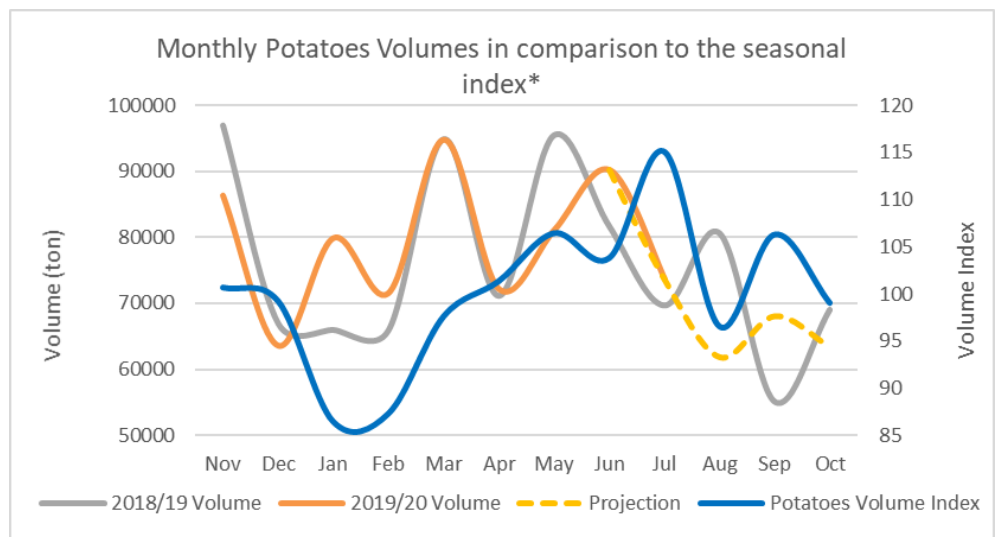
Demand for potatoes has increased due to the hospitality sector opening up. Prices may decline due to the volumes coming into the market from the Limpopo area. Volumes increased 0.2% against the previous week's decline of -18.4%. Price this week has also dropped slightly by -1.3% against the previous week's 9.1% increase. The price year-on-year has increased by 55%.

Local Market

Weekly Potato Volumes and Prices

	Volume (ton)	Price (R/ton)
Week ending 18 September	13 573	R 6 708
w/w	0,2%	-1,3%
m/m	16,8%	15,7%
y/y	18,4%	55,0%

Outlook



*Jan 2000 - Jan 2020

Tomato: Market Trends

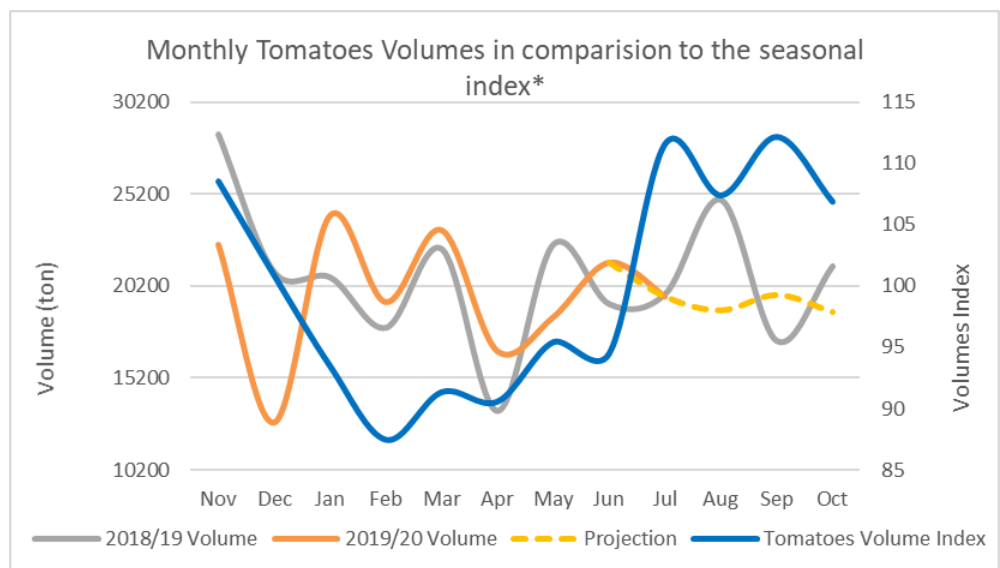
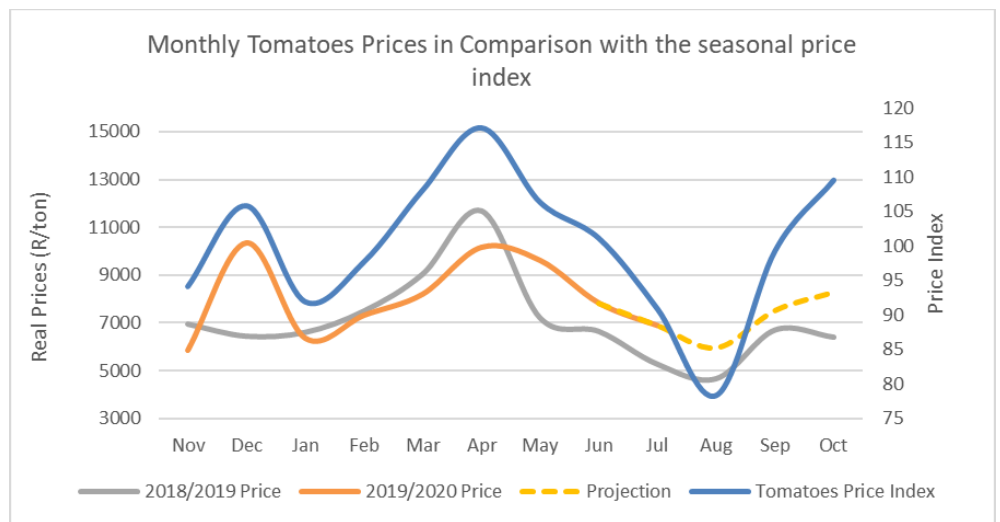
Increase in volumes is expected towards October as we enter the warmer season. Volumes have dropped by -16.7% week-on-week, in contrast with the 21.3% seen the previous week. Price has increased by 23.1% week-on-week, against the previous week's -1.8%.

Local Market

Weekly Tomato Volumes and Prices

	Volume (ton)	Price (R/ton)
Week ending 18 September	3928	R 9 056
w/w	-16,7%	23,1%
m/m	-11,9%	36,8%
y/y	12,3%	34,7%

Outlook



*Jan 2000 - Jan 2020