



Fresh produce market trends

Retail Business Banking



Prices higher, week on week

The majority of vegetable prices traded higher this week, with volumes mixed in comparison to the previous week. Increased economic activity seems to be having a positive impact on prices.

Retail Business Banking
AgriBusiness
07 September 2020

Abrie Rautenbach
+27 11 350 3327
Abrie.Rautenbach@absa.africa

Olga de Freitas
+27 11 846 1569
Olga.defreitas@absa.co.za

<https://www.absa.co.za/business/sector-solutions/agribusiness/agri-smart-insights/>

Accessor

Fresh Produce Market Report

Cabbage: Market Trends

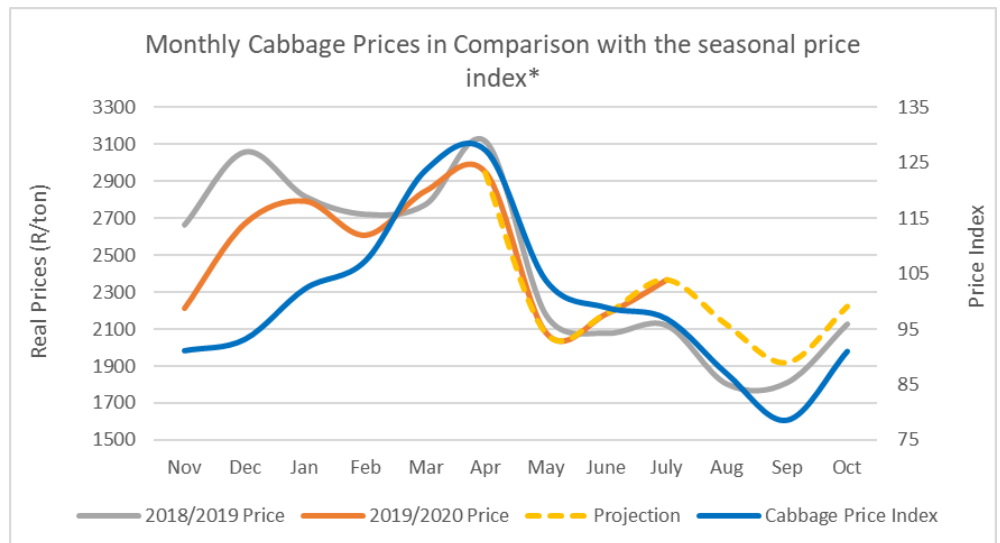
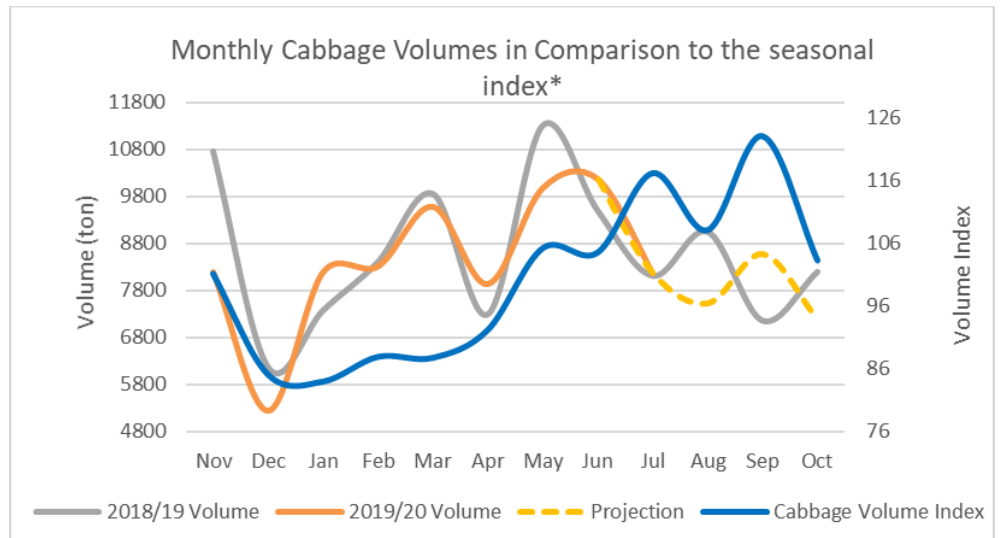
This week the cabbage price decreased by -7.3% after two consecutive weeks of increases, which were 13.5% and 9.2%, respectively. However, volumes sold increased for a third consecutive week by 7.6%, adding to the increases of 11.9% and 12.9% the previous two weeks.

Local Market

Weekly Cabbage Volumes and Prices

	Volume (ton)	Price (R/ton)
Week ending 04 September	2137	R 3 057
w/w	7,6%	-7,3%
m/m	15,3%	-17,5%
y/y	11,6%	60,0%

Outlook



*Jan 2000 - Jan 2020

Carrot: Market Trends

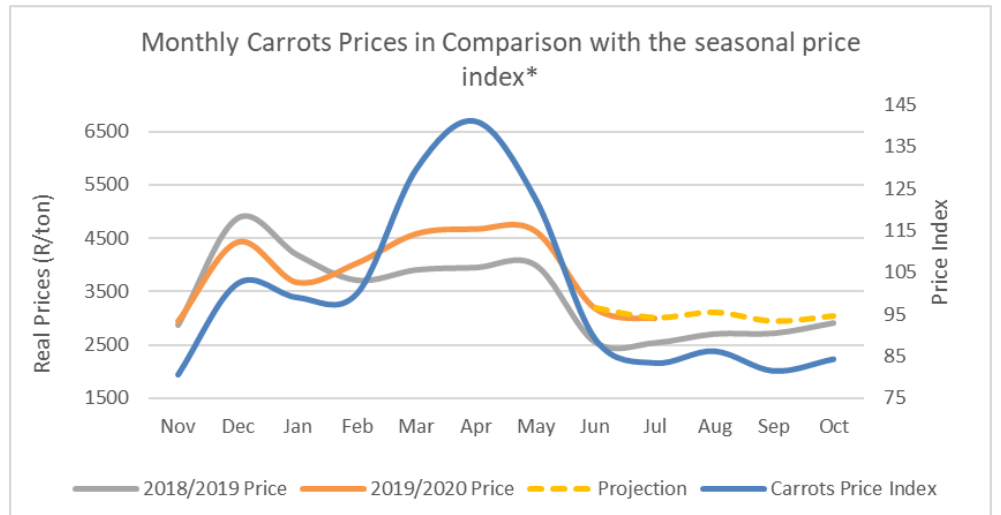
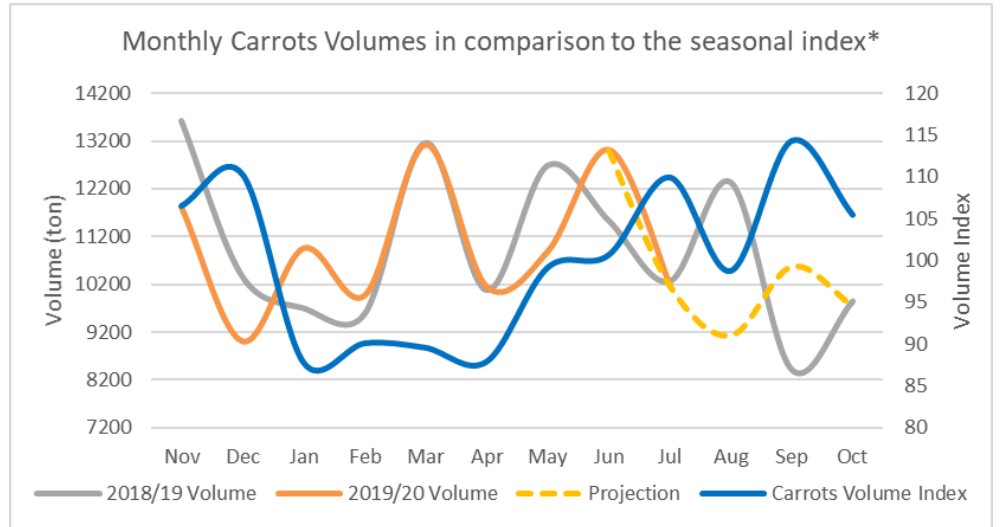
This week the carrot price increased by 2.2%, adding to last week's increase of 13.5%. The volumes sold decreased by -9.5% after an increase of 11.9% the previous week. Although these volumes are lower in comparison to a month and a year ago, with demand higher prices are expected to remain stable.

Local Market

Weekly Carrot Volumes and Prices

	Volume (ton)	Price (R/ton)
Week ending 04 September	1919	R 3 735
w/w	-9,5%	2,2%
m/m	-3,7%	18,4%
y/y	-15,5%	19,9%

Outlook



*Jan 2000 - Jan 2020

Onion: Market Trends

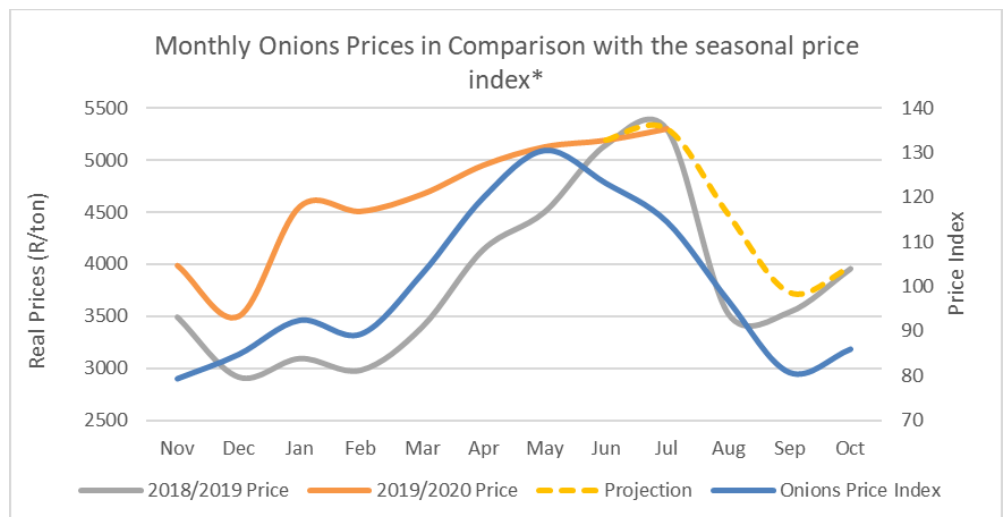
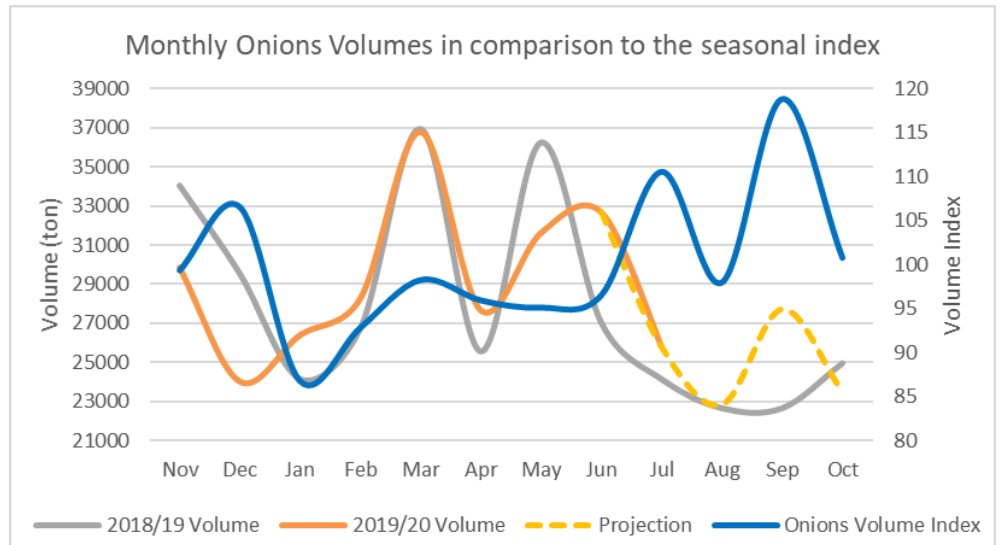
Prices of onion decreased by a further -7.2% on the back of last week's decrease of -5.1%, while the volumes sold increased significantly week-on-week by 56.3% due to farmers busy with a full crop. With demand meeting this supply, prices remained relatively stable.

Local Market

Weekly Onion Volumes and Prices

	Volume (ton)	Price (R/ton)
Week ending 04 September	6291	R 4 220
w/w	56,3%	-7,2%
m/m	-20,3%	-12,8%
y/y	-8,9%	15,7%

Outlook



*Jan 2000 - Jan 2020

Potato: Market Trends

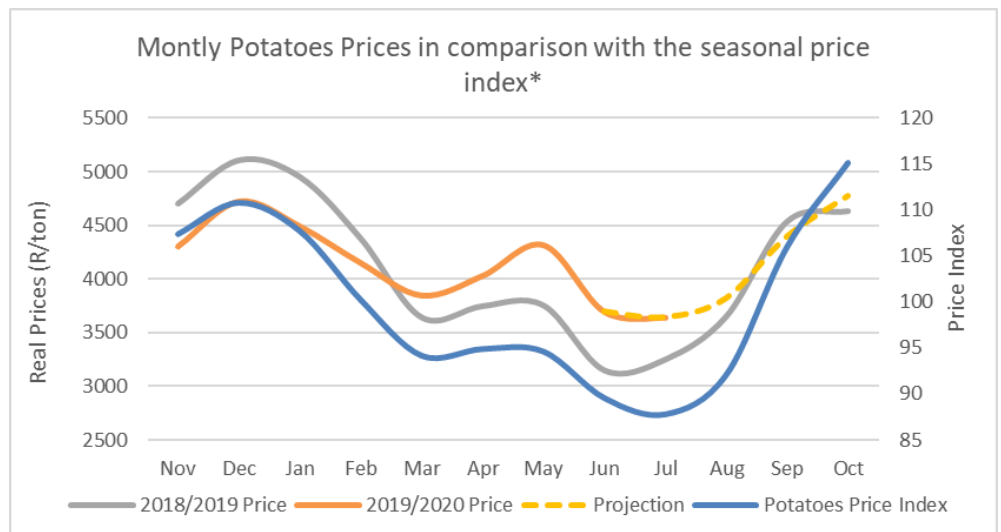
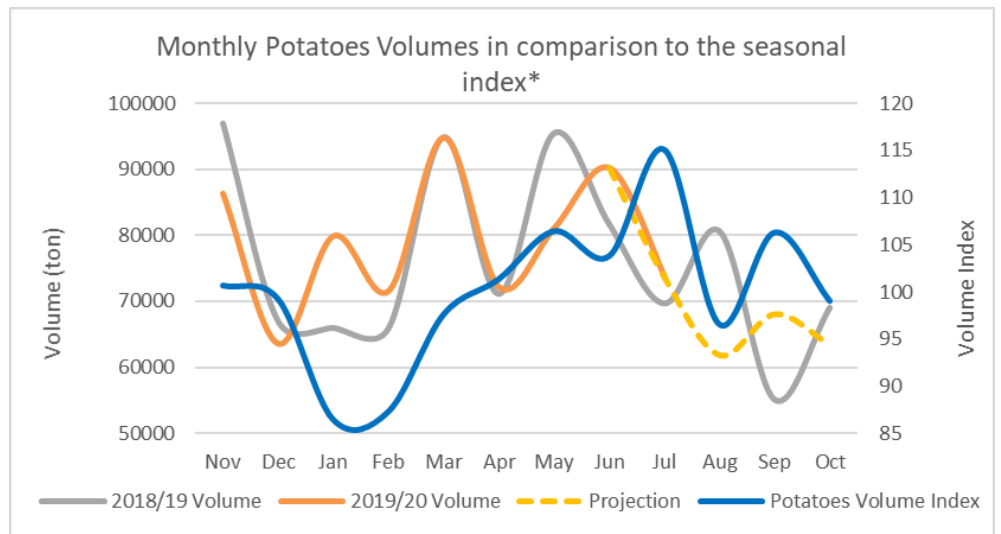
The potato price increased by 2% week-on-week, adding to the 5.3% increase the previous week. This price is 19.8% higher than the price this time last month and 36.5% higher than the price a year ago. Volumes increased by a further 15.5% week-on-week after the significant increase of 24% the week before, bringing month-on-month volumes in line. The demand has been supported partly due to hospitality opening up once again, which has placed further support on price increases, with further increases expected towards the festive season.

Local Market

Weekly Potato Volumes and Prices

	Volume (ton)	Price (R/ton)
Week ending 04 September	16 614	R 6 227
w/w	15,3%	2,0%
m/m	1,6%	19,8%
y/y	11,0%	36,5%

Outlook



*Jan 2000 - Jan 2020

Tomato: Market Trends

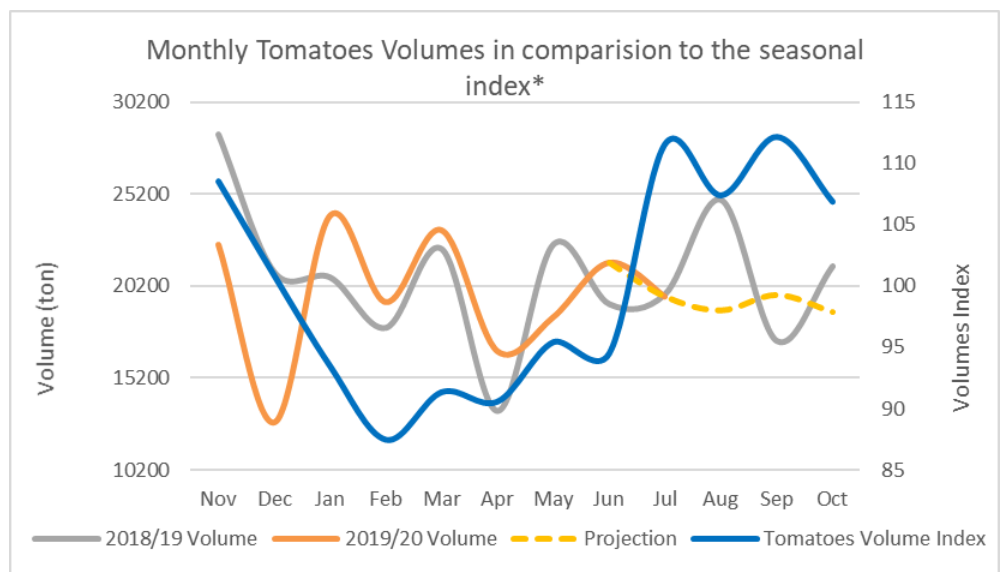
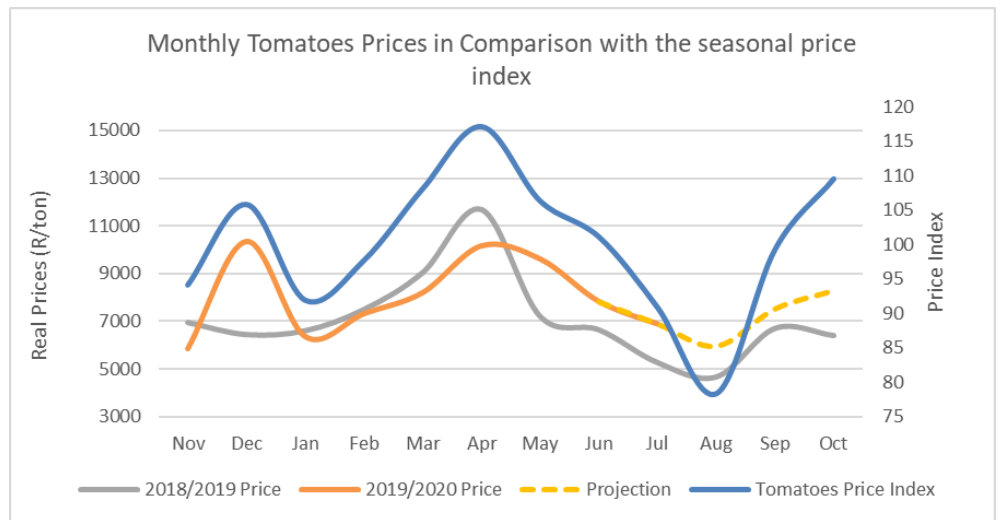
The tomato price increased by 25.1% week-on-week after two consecutive weeks of decreases. Month-on-Month prices are higher by 4.4%, with year-on-year numbers dropping a further -10.2%. Although volumes increased 17% week-on-week, they continue to remain low with month-on-month volumes decreasing -16.2% and year-on-year -5.1%. This is attributed to poor quality due to the colder weather but improvement is expected with the warmer weather approaching.

Local Market

Weekly Tomato Volumes and Prices

	Volume (ton)	Price (R/ton)
Week ending 04 September	3886	R 7 492
w/w	17,0%	25,1%
m/m	-16,2%	4,4%
y/y	-5,1%	-10,2%

Outlook



*Jan 2000 - Jan 2020