

SAGIS WEEKLY BULLETIN / SAGIS WEEKLIKSE BULLETIN

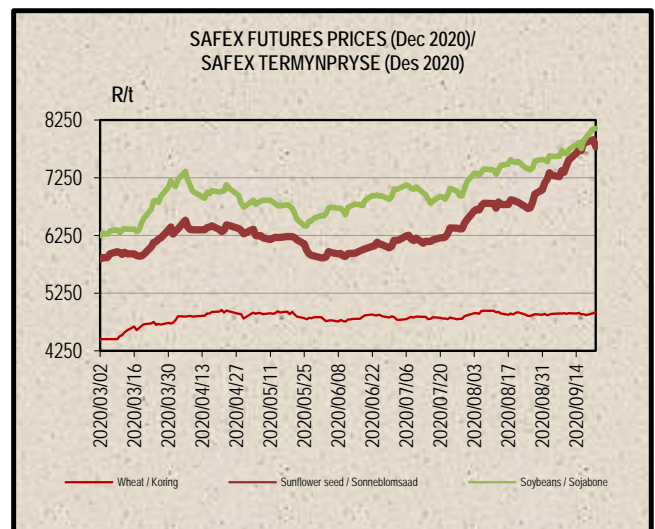
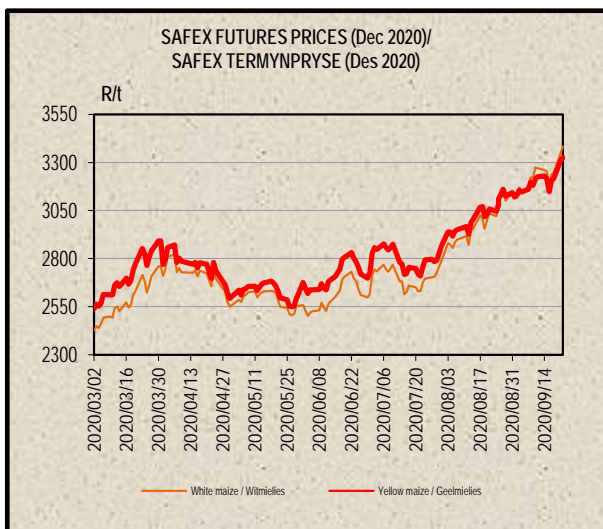
Please note that as from Thursday 7 March 2019, numbers 1, 2 & 4 in this bulletin will be hyperlinked with the relevant pages on our website / Neem asseblief kennis dat vanaf Donderdag 7 Maart 2019, sal nommers 1, 2 & 4 in hierdie bulletin geskakel wees met die relevante bladsye op ons webwerf.

1. PRODUCER DELIVERIES:	1. PRODUSENTELEWERINGS:
http://www.sagis.org.za/weekly_prod_deliveries.html	
2. IMPORTS, EXPORTS & MAIZE INTENTIONS:	2. INVOERE, UITVOERE & MIELIE INTENSIES:
http://www.sagis.org.za/weekly_imp-exp.html	

3. DOMESTIC PRICES PER SAFEX (R/t)(a)

3. PLAASLIKE PRYSE VOLGENS SAFEX (R/t)(a)

Commodity	Future Prices / Termynpryse (2020/09/22) R/ton					Kommoditeit
	Sep-20	Dec-20	Mar-21	May-21	Jul-21	
White maize	3412.00	3383.00	3336.00	2932.00	2916.00	Witmielies
Yellow maize	3280.00	3325.00	3279.00	2945.00	2913.00	Geelmielies
Wheat	5030.00	4916.00	5011.00	5046.00	5050.00	Koring
Sunflower	7691.00	7790.00	7780.00	6912.00	6860.00	Sonneblom
Soybeans	8096.00	8105.00	7793.00	7088.00	7160.00	Sojabone
Sorghum	3900.00	3800.00	3849.00	3820.00	3700.00	Sorghum



Directors/Direktore:

Boshoff JDW (Mr/Mnr), Briedenmann E (Dr) (Vice-Chairperson /Onder Voorsitter), Make BB (Mr/Mnr), Mohane HT (Mr/Mnr), Nebe AAA (Mr/Mnr), Ngejane Z (Mr/Mnr), Purchase JL (Dr) Chairperson/Voorsitter, Purnell M (Ms/Me) (Vice-Chairperson /Onder Voorsitter)

Alternate Directors/Alternatiewe Direktore: General Manager/Hoofbestuurder:

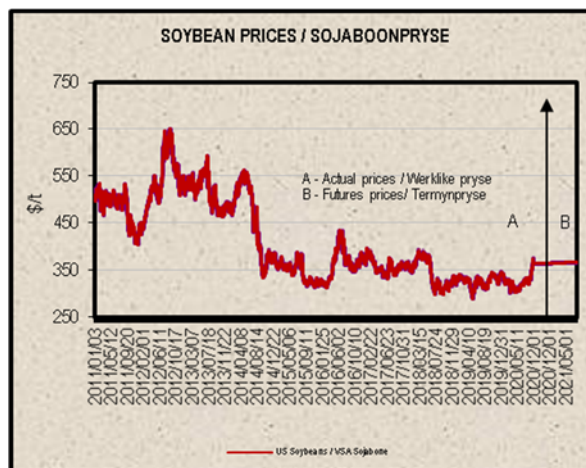
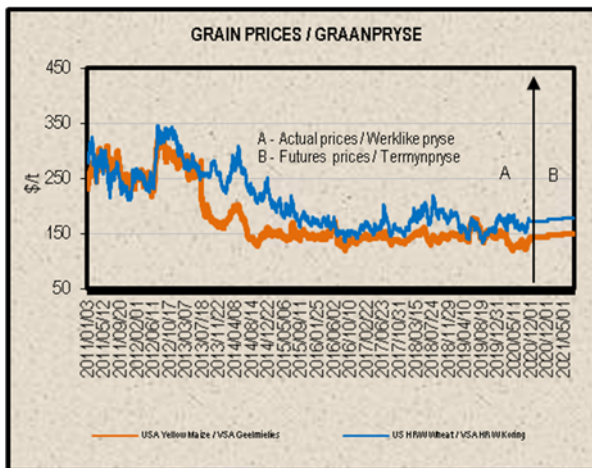
Groothof WJ (Mr/Mnr), Penny GR (Mr/Mnr), Schoonwinkel BC (Mr/Mnr), Van der Merwe JM (Ms/Me)
Hawkins NJ (Mr/Mnr)

http://www.sagis.org.za/import_tariffs.html

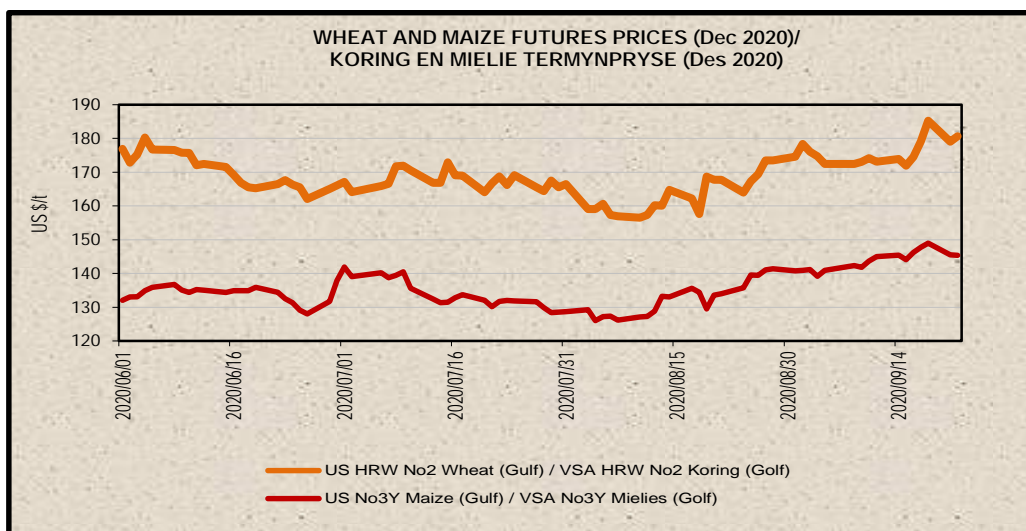
5. PRICES – INTERNATIONAL (US\$/t)

5. PRYSE - INTERNASIONAAL (VSA\$/t)

FOB (US\$/t)	Export Quotations/ Uitvoerkwotasie (b)(f)(g)				VAB (VSA\$/t)
	2020/09/15	2020/09/08	2020/09/01	2020/08/25	
US No 2 HRW Wheat (Gulf)	244.00	241.00	247.00	229.00	VSA No 2 HRW Koring (Golf)
US DNS Wheat 14% PNW	273.00	271.00	266.00	258.00	VSA DNS Koring 14% PNW
Argentine Wheat (Up River)	242.00	244.00	245.00	240.00	Argentynse Koring (Up River)
EC (France) Wheat (grade 1)	228.00	226.00	230.00	223.00	EU (Frankryk) Koring (graad 1)
EC (Germany) B Quality Wheat	226.00	225.00	227.00	221.00	EU (Duitsland) B Kwaliteit Koring
Russia Milling 12.5%	226.00	218.00	212.00	201.00	Swart See Maalkoring
US No 3Y Maize (Gulf)	188.00	181.00	176.00	173.00	VSA No3Y Mielies (Golf)
Argentine Maize (Up River)	184.00	178.00	177.00	172.00	Argentynse Mielies (Up River)
US Sorghum (Gulf)	244.00	241.00	236.00	225.00	VSA Sorghum (Golf)
Argentine Sorghum (Up River)	148.00	148.00	148.00	148.00	Argentynse Sorghum (Up River)
US Soybeans (Gulf)	409.00	399.00	391.00	376.00	VSA Sojabone (Gulf)
Argentine Soybeans (Up River)	408.00	390.00	385.00	375.00	Argentynse Sojabone (Up River)
Canadian Canola	422.00	413.00	411.00	399.00	Kanadese Canola
Argentine Groundnuts Runners 40/50	1320.00	1250.00	1220.00	1220.00	Argentynse Grondbone 40/50 Runners
US Groundnuts Runners 40/50 shelled	1321.00	1321.00	1345.00	1345.00	VSA Grondbone 40/50 Runners uitgedop
Australian Malting Barley (Commander Malt)	201.00	197.00	200.00	202.00	Australiese Moutgars (Commander Mout)



Futures prices (US\$/t) / Termynpryse (VSA\$/t) (d)(e) (2020/09/22)							
Commodity	Dec-20	Mar-21	May-21	Jul-21	Sep-21	Dec-21	Kommoditeit
US No3 Yellow maize	145.35	149.05	151.33	152.83	150.78	152.59	VSA No3 Geelmielies
US No2 HRW wheat	180.63	184.67	187.24	189.45	192.17	196.21	VSA No2 HRW koring
US Soybeans	n/a	374.42	373.10	373.68	358.62	360.90	VSA Sojabone



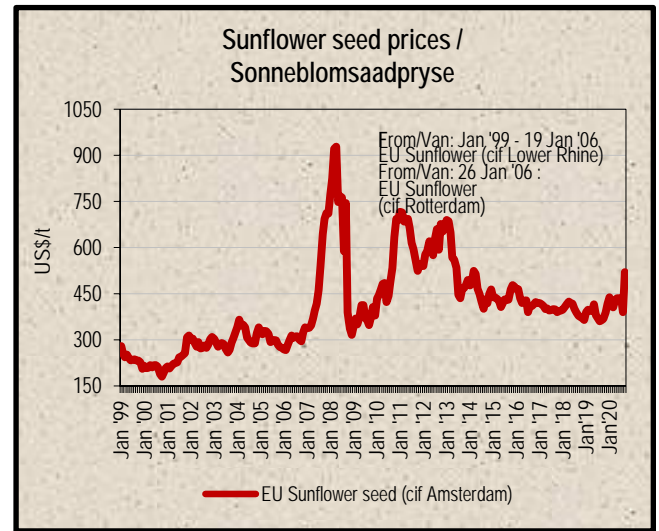
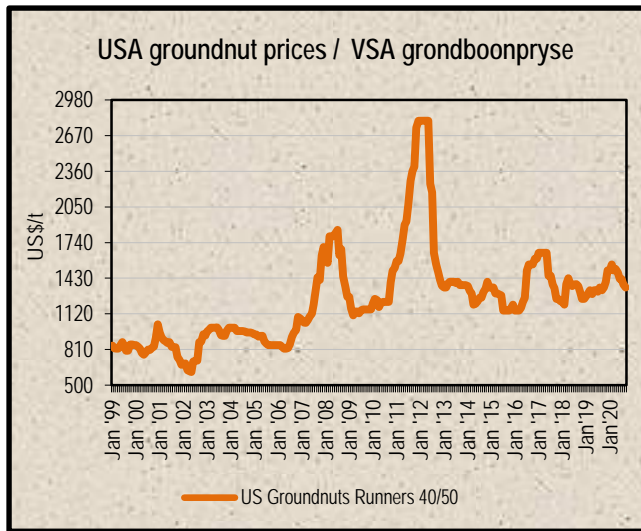
6. LOWEST REPRESENTATIVE ASKING PRICES
(US\$/t)(f)(g)(Prices of previous week)

6. LAAGSTE VERTEENWOORDIGENDE PRYSE GEVRA
(Pryse van vorige week)(VSA\$/t)(f)(g)

US\$/t	2020/09/17	2020/09/10	Change/ Verandering	VSA\$/t
Soybeans, USA, c.i.f. Rotterdam	437	417	4.8%	Sojabone, VSA, k.a.v. Rotterdam
Groundnuts, USA Runners 40/50*	1350	1350	0.0%	Grondbone, VSA Runners 40/50*
Groundnuts, Argentine Runners 40/50*	1400	1400	0.0%	Grondbone, Argentynse Runners 40/50*
Groundnut-oil, c.i.f. Rotterdam	n/a	n/a	n/a	Grondboon-olie, k.a.v. Rotterdam
Sunflower seed, EU c.i.f. Amsterdam	520	465	11.8%	Sonneblomsaad, EU k.a.v. Amsterdam
Sunflower seed, fob Black Sea	495	440	12.5%	Sonneblomsaad, Swart See
Sunflower-oil, EU (fob) N.W. Europe	1120	970	15.5%	Sonneblom-olie, EU (vab) N.W. Eur.
Rapeseed, Europe, 00, c.i.f. Hamburg	470	460	2.2%	Raapsaad, Europa, 00, k.a.v. Hamburg

* Shelled, c.i.f. Rotterdam

* Uitgedop k a v Rotterdam



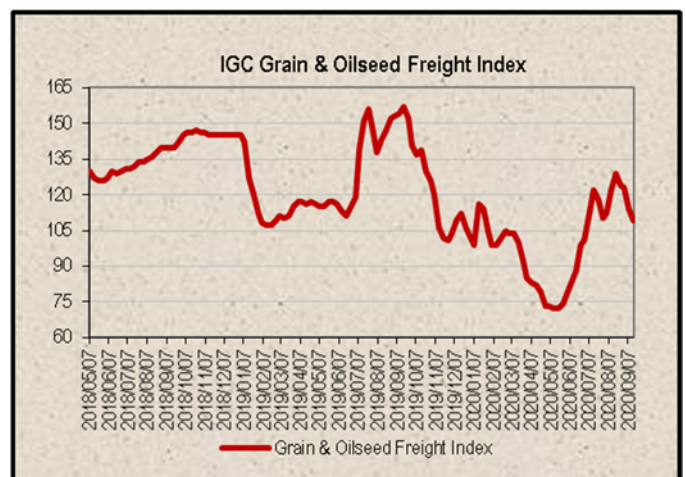
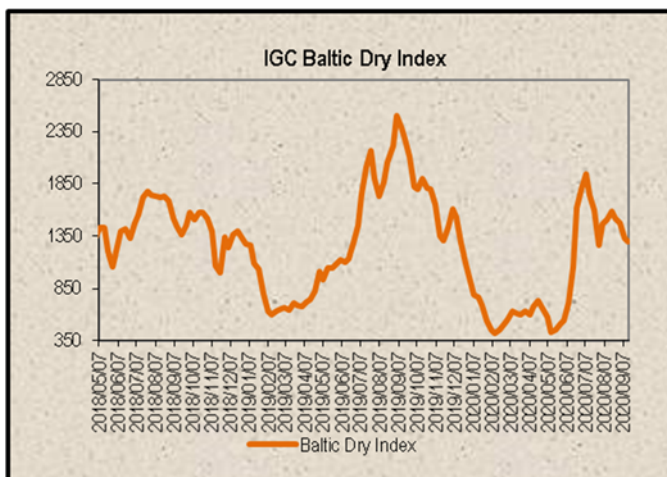
7. IGC FREIGHT INDICES (b)**

7. IGC VRAG INDEKSE (b)**

IGC FREIGHT INDICES / IGC VRAG INDEKSE							
	2020/08/11	2020/08/18	2020/08/25	2020/09/01	2020/09/08	2020/09/15	
Baltic Dry Index	1510	1586	1518	1471	1328	1289	Graan & Oliesade Vrag Indeks*
Grain & Oilseeds Freight Index*	122	129	124	123	114	109	Baltiese Droë Indeks

* IGC's Grain & Oilseeds Freight Index (GOFI) represents 250 grain routes. The first week of January 2013 is taken as the index base of 100.

* IGC se Graan & Oliesade Vrag Indeks (GOVI) verteenwoordig 250 graanroetes. Die eerste week van Januarie 2013 word gebruik as die indeks basis van 100.



8. IMPORT PARITY PRICES – SUMMER GRAINS (b)(c)

8. INVOERPARITEITPRYSE - SOMERGRANE (b)(c)

INVOERPARITEITPRYSE VAN SOMERGRANE (BTW UITGESLT) SOOS OP				2020/09/22		IMPORT PARITY PRICES OF SUMMER GRAINS (VAT EXCL) AS ON	
ITEM	Nota/ Note	Mielies/Maize	Mielies/Maize	Sorghum	Sorghum	Sorghum	ITEM
		VSA/ USA Golf/Gulf (no.3Y) \$/t	Argentynse/ Argentine Up River \$/t	VSA/ USA Golf/Gulf \$/t	Argentynse/ Argentine Up River \$/t	Australiese/ Australian Brisbane \$/t	
Internasionale VAB pryse	a	195.00	191.00	246.00	148.00	250.00	International FOB prices
Vraggeld	b	30.00	23.00	30.00	23.00	22.00	Freight Rates
Assuransie (0.3% van VAB)		0.59	0.57	0.74	0.44	0.75	Insurance (0.3% of FOB)
1 KOSTE, ASSURANSIE EN VRAG (KAV) \$/T		225.59	214.57	276.74	171.44	272.75	1 COST, INSURANCE AND FREIGHT (CIF) \$/T
<i>Omskakel na R/t</i>							<i>Converted to R/t</i>
R/\$ Wisselkoers op: 2020/09/22	c	16.8537	16.8537	16.8537	16.8537	16.8537	R/\$ Exchange rate on: 2020/09/22
2 KOSTE, ASSURANSIE EN VRAG (KAV) R/t		3802.03	3616.30	4664.09	2889.40	4596.85	2 COST, INSURANCE AND FREIGHT (CIF) R/t
Finansieringskoste	d	21.87	20.81	26.83	16.62	26.45	Financing cost
3 KOSTE, ASSURANSIE, VRAG EN FINANSIERING R/t		3823.90	3637.11	4690.92	2906.02	4623.30	3 COST, INSURANCE, FREIGHT AND FINANCING R/t
Aflaaiikoste:	e,f						Discharging cost:
- Kaapstad		212.55	212.55	n/a	n/a	n/a	- Cape Town
- Durban		202.93	202.93	202.93	202.93	202.93	- Durban
Invoertarif	g	0.00	0.00	124.38	74.83	126.40	Import Tariff
4 VRY OP SPOOR (VOS) R/t							4 FREE ON RAIL (FOR) R/t
- Kaapstad		4036.45	3849.66	n/a	n/a	n/a	- Cape Town
- Durban		4026.83	3840.04	4815.30	2980.85	4749.70	- Durban
Spoorvragkoste	h						Railage cost
- Durban na Randfontein		517.52	517.52	517.52	517.52	517.52	- Durban to Randfontein
5 GELEWER:							5 DELIVERED:
- Durban na Randfontein R/ton		4544.35	4357.56	5332.82	3498.37	5267.22	- Durban to Randfontein R/ton

Notas/Notes:

a Bron van pryse en vraggeld : IGC GMI
Source of prices and freight rates: IGC GMI

2020/09/22

Termyn / Term	US\$/ton (VAB/FOB)	Vraggeld/Freight Rate:	US\$/ton
Ok/Ok 2020	195.00	US Golf / Gulf	30.00
Sep 2020	191.00	Argentinië / Argentina	23.00
Ok/Ok 2020	246.00	Australië/Australia (Fremantle)	22.00
Sep 2020	148.00		
Sep 2020	250.00		

Mielies/Maize: VSA/USA (Golf/Gulf No.3Y)
Mielies/Maize: Argentinië/Argentina (Up River)
Sorghum: VSA/USA (Golf / Gulf Mile)
Sorghum: Argentinië/Argentina (Up River)
Sorghum: Australië/Australia (Brisbane)

b Vraggeld: bereken vir vragte van +/- 20 000 - 30 000t / Freight rates: calculated for freights of +/- 20 000 - 30 000t.

c Reserwebank / Reserve Bank

d Finansieringskoste: 30 000t @ KAV @ primakoers vir 30 dae. Bron/Source: SARB 7.00% 2020/07/24
Financing cost: 30 000t @ CIF @ prime rate for 30 days.

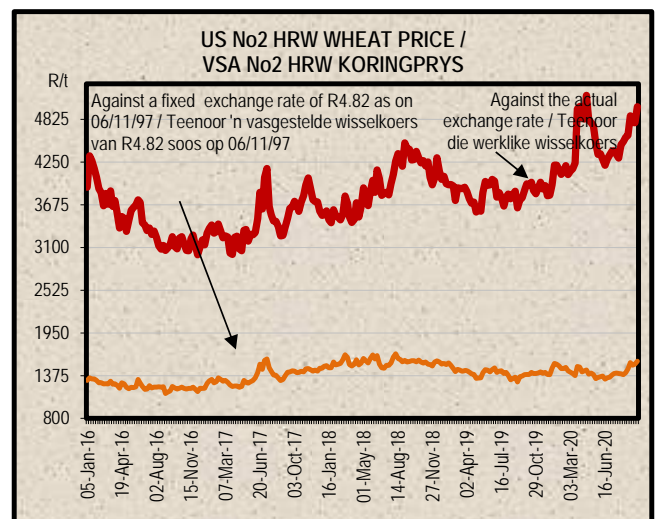
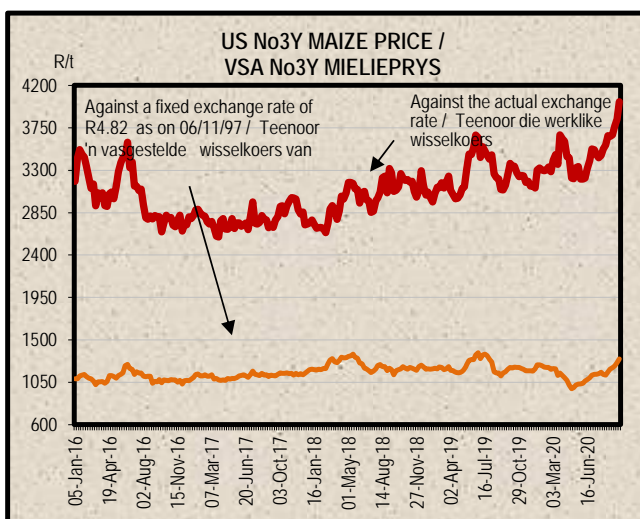
	Mielies/Maize:	Sorghum
Kaapstad / Cape Town:	212.55	n/a
Durban:	202.93	202.93

e Aflaaiikoste / Discharging costs (R/ton):
Bron / Source: Mainport Africa Shipping

f Ingesluit: Kaaigelde, hantering, kaaibesig, agente/dokumentasie, logistiek & opnames (inspeksie van skeepsvrag) / Included: Wharfage, handling, wharf supervision, agent/documentation, logistic & survey (inspection of shipload).
Uitgesluit: Gesondheidsinspeksie-, skeepsagentskapfooi, strooktoetsingsfooi vir GMO, opbergingskoste asook BTW en invoerbelasting / Excluded: Health inspection fee, Ship agency fee, strip testing fees for GMO, storage costs as well as VAT and import duty.
N.B: Slegs 'n aanduiding, aangesien koste van opname beding kan word / N.B: Indication only, as cost of survey can be negotiated.

g Invoertarif / Import Tariff:
Mielies/Maize = Vry / Free
Sorghum = 3% op VAB / on FOB

h Neem asb. kennis van die verandering in Spoorwet se standaard spoorvrag op 1 April 2019, na R517.52.
Please note the change in Spoornets standard railage cost on 1 April 2019 to R517.52.



9. IMPORT PARITY PRICES – WINTER CEREALS (b)(c)

9. INVOERPARITEITPRYSSE - WINTERGRANE (b)(c)

INVOERPARITEITPRYSSE VAN WINTERGRANE (BTW UITGESLT) SOOS OP		2020/09/22						IMPORT PARITY PRICES OF WINTER CEREALS (VAT EXCL) AS ON																												
ITEM	Nota / Note	Koring/Wheat	Koring/Wheat	Koring/Wheat	Koring/Wheat	Koring/Wheat	Gars/Barley	ITEM																												
		VSA/ USA Golf/Gulf HRW	VSA/ USA PNW DNS	Argentynse/ Argentine Up River Trigo Pan	EU Duitsland/ Germany Hamburg B kwaliteit/ quality	Russies/ Russian Black Sea 12.50%	Australiese/ Australian Adelaide Mout/Malting																													
Internasionale VAB pryse Vruggeld Assuransie (0.3% van VAB) 1 KOSTE, ASSURANSIE EN VRAG (KAV) \$/T <i>Omskakel na R/T</i> R/\$ Wisselkoers op: 2020/09/22	a b	252.00 30.00 0.76	279.00 30.00 0.84	249.00 23.00 0.75	231.00 27.00 0.69	234.00 32.00 0.70	206.00 23.00 0.62	International FOB prices Freight Rates Insurance (0.3% of FOB) 1 COST, INSURANCE AND FREIGHT (CIF) \$/T <i>Converted to R/T</i> R/\$ Exchange rate on: 2020/09/22																												
2 KOSTE, ASSURANSIE EN VRAG (KAV) R/t	c	16.8537 4765.55	16.8537 5221.95	16.8537 4596.85	16.8537 4359.88	16.8537 4494.88	16.8537 3869.95	2 COST, INSURANCE AND FREIGHT (CIF) R/t																												
3 KOSTE, ASSURANSIE, VRAG EN FINANSIERING R/t Aflaaiikoste 3.1 Kaapstad (Hoofsaaklik kaaihyskraan metode) 3.2 Durban (Hoofsaaklik suig-in-silo metode) Invoertarif op koring	d e, f g	27.42 4792.97 212.55 202.93 832.10	30.04 5251.99 212.55 202.93 832.10	26.45 4623.30 212.55 202.93 832.10	25.08 4384.96 212.55 202.93 832.10	25.86 4520.74 212.55 202.93 832.10	22.27 3892.22 212.55 202.93 0.00	3 COST, INSURANCE, FREIGHT AND FINANCING R/t Discharging cost 3.1 Cape Town (Mainly shore cranes method) 3.2 Durban (Mainly suction into silo method) Import Tariff on wheat																												
4 VRY OP SPOOR (VOS) R/t 4.1 Kaapstadhawe 4.2 Durbanhawe Spoorvragkoste - Kaapstad na Paarl - Durban na Randfontein	h	5837.62 5828.00 134.04 517.52	6296.64 6287.02 134.04 517.52	5667.95 5658.33 134.04 517.52	5429.61 5419.99 134.04 517.52	5565.39 5555.77 134.04 517.52	4104.77 4095.15 n/a 517.52	4 FREE ON RAIL (FOR) R/t 4.1 Cape Town Harbour 4.2 Durban Harbour Railage cost - Cape Town to Paarl - Durban to Randfontein																												
5 GELEWER: - Kaapstad na Paarl R/ton - Durban na Randfontein R/ton		5971.66 6345.52	6430.68 6804.54	5801.99 6175.85	5563.65 5937.51	5699.43 6073.29	n/a 4612.67	5 DELIVERED: - Cape Town to Paarl R/ton - Durban to Randfontein R/ton																												
Notas/Notes:		2020/09/22																																		
a Bron van pryse en vruggeld : IGC GMI Source of prices and freight rates: IGC GMI		<table border="1"> <thead> <tr> <th>Termyn / Term</th> <th>VAB/FOB US\$/ton</th> <th>Vruggeld / Freight Rate: US\$/ton</th> <th>Gars/Barley = US\$ + 1</th> </tr> </thead> <tbody> <tr> <td>Koring/Wheat: HRW No 2 (Hard Red Winter) Golf / Gulf</td> <td>252.00</td> <td>VSA/USA (Golf / Gulf)</td> <td>30.00</td> </tr> <tr> <td>Koring/Wheat: DNS 14% No 2 (Dark Northern Spring) Golf / Gulf</td> <td>279.00</td> <td>Argentinië / Argentina (Upriver)</td> <td>23.00</td> </tr> <tr> <td>Koring/Wheat: Argentinië / Argentine (Up River) Trigo Pan</td> <td>249.00</td> <td>EU (Rouen/Hamburg)</td> <td>27.00</td> </tr> <tr> <td>Koring/Wheat: EU (Duitsland / Germany) B kwaliteit / quality</td> <td>231.00</td> <td>Australië / Australia (Fremantle)</td> <td>22.00</td> </tr> <tr> <td>Koring/Wheat: Russian Milling 12.5%</td> <td>234.00</td> <td>Rusland/Russia (Novorossiysk)</td> <td>32.00</td> </tr> <tr> <td>Gars/Barley: Australiese moutgars/Australian malting barley (Adelaide)</td> <td>206.00</td> <td></td> <td></td> </tr> </tbody> </table>						Termyn / Term	VAB/FOB US\$/ton	Vruggeld / Freight Rate: US\$/ton	Gars/Barley = US\$ + 1	Koring/Wheat: HRW No 2 (Hard Red Winter) Golf / Gulf	252.00	VSA/USA (Golf / Gulf)	30.00	Koring/Wheat: DNS 14% No 2 (Dark Northern Spring) Golf / Gulf	279.00	Argentinië / Argentina (Upriver)	23.00	Koring/Wheat: Argentinië / Argentine (Up River) Trigo Pan	249.00	EU (Rouen/Hamburg)	27.00	Koring/Wheat: EU (Duitsland / Germany) B kwaliteit / quality	231.00	Australië / Australia (Fremantle)	22.00	Koring/Wheat: Russian Milling 12.5%	234.00	Rusland/Russia (Novorossiysk)	32.00	Gars/Barley: Australiese moutgars/Australian malting barley (Adelaide)	206.00			
Termyn / Term	VAB/FOB US\$/ton	Vruggeld / Freight Rate: US\$/ton	Gars/Barley = US\$ + 1																																	
Koring/Wheat: HRW No 2 (Hard Red Winter) Golf / Gulf	252.00	VSA/USA (Golf / Gulf)	30.00																																	
Koring/Wheat: DNS 14% No 2 (Dark Northern Spring) Golf / Gulf	279.00	Argentinië / Argentina (Upriver)	23.00																																	
Koring/Wheat: Argentinië / Argentine (Up River) Trigo Pan	249.00	EU (Rouen/Hamburg)	27.00																																	
Koring/Wheat: EU (Duitsland / Germany) B kwaliteit / quality	231.00	Australië / Australia (Fremantle)	22.00																																	
Koring/Wheat: Russian Milling 12.5%	234.00	Rusland/Russia (Novorossiysk)	32.00																																	
Gars/Barley: Australiese moutgars/Australian malting barley (Adelaide)	206.00																																			
b Vruggeld: bereken vir vragte van +/- 20 000 - 30 000t. / Freight rates: calculated for freights of +/- 20 000 - 30 000t.																																				
c Reserwebank / Reserve Bank																																				
d Finansieringskoste: 30 000t @ KAV @ primakoers vir 30 dae. Bron/Source: SARB Financing cost: 30 000t @ CIF @ prime rate for 30 days.		7.00%						2020/07/24																												
e Aflaaiikoste / Discharging cost (R/ton): Bron / Source: Mainport Africa Shipping		<table border="1"> <thead> <tr> <th></th> <th>Koring/Wheat</th> <th>Gars/Barley:</th> </tr> </thead> <tbody> <tr> <td>Kaapstad /</td> <td>212.55</td> <td>212.55</td> </tr> <tr> <td>Durban:</td> <td>202.93</td> <td>202.93</td> </tr> </tbody> </table>							Koring/Wheat	Gars/Barley:	Kaapstad /	212.55	212.55	Durban:	202.93	202.93																				
	Koring/Wheat	Gars/Barley:																																		
Kaapstad /	212.55	212.55																																		
Durban:	202.93	202.93																																		
f Ingesluit: Kaaigelde, hantering, kaaitoesig, agente/dokumentasie, logistiek & opnames (inspeksie van skeepsvrag). Included: Wharfage, handling, wharf supervision, agent/documentation, logistic & survey (inspection of shipload). Uitgesluit: Gesondheidsinspeksie-, skeepsagentskapfooi, strooktoetsingsfooi vir GMO, opbergingskoste asook BTW en invoerbelasting. Excluded: Health inspection fee, Ship agency fee, strip testing fees for GMO, storage costs as well as VAT and import duty. <i>N.B: Slegs 'n aanduiding, aangesien koste van opname beding kan word / N.B: Indication only, as cost of survey can be negotiated.</i>																																				
g Invoertarif / Import Tariff: Koring/Wheat = R832.10 p/ton Gars/Barley = Vry/Free																																				
h Neem asb. kennis van verandering in Spoornet se standaard spoorvrag op 1 April 2019 soos volg: Kaapstad na Paarl R134.04 en Durban na Randfontein R517.52 Please note the change on 1 April 2019, in Spoornet's standard railage cost as follows: Cape Town to Paarl R134.04 and Durban to Randfontein R517.52																																				

10. IMPORT PARITY PRICES – OIL SEEDS (b)(c)(f)(g)

10. INVOERPARITEITPRYSE - OLIESADE (b)(c)(f)(g)

INVOERPARITEITPRYSE VAN OLIESADE (BTW UITGESLT) SOOS OP 2020/09/22 IMPORT PARITY PRICES OF OIL SEEDS (VAT EXCL) AS ON

ITEM	Nota/ Note	Sojabone/ Soybeans	Sojabone/ Soybeans	Sojabone/ Soybeans	Sonneblom/ Sunflower	Sonneblom/ Sunflower	Canola	Grondbone/ Groundnuts	Grondbone/ Groundnuts	ITEM
		VSA/ USA Golf/Gulf	Argentynse/ Argentine Up River	Brazilië/ Brazil Paranagua	EU Franse/ French Bordeaux	Swart See / Black Sea	Kanadese/ Canadian Vancouver	Argentynse/ Argentine Raw Runners 40/50	VSA/ USA Raw Runners 40/50	
Internasionale VAB pryse	a	428.00	437.00	446.00	475.00	495.00	422.00	1320.00	1320.00	International FOB prices
Vraggeld	b	30.00	23.00	23.00	27.00	32.00	31.00	80.00	30.00	Freight Rates
Assuransie (0.3% van VAB)		1.28	1.31	1.34	1.43	1.49	1.27	3.96	3.96	Insurance (0.3% of FOB)
1 KOSTE, ASSURANSIE EN VRAG (KAV) \$/T Omskakele na R/t		459.28	461.31	470.34	503.43	528.49	454.27	1403.96	1353.96	1 COST, INSURANCE AND FREIGHT (CIF) \$/T Converted to R/t
R/\$ Wisselkoers op: 2020/09/22	c	16.8537	16.8537	16.8537	16.8537	16.8537	16.8537	16.8537	16.8537	R/\$ Exchange rate on: 2020/09/22
2 KOSTE, ASSURANSIE EN VRAG (KAV) R/t		7740.57	7774.78	7926.97	8484.66	8907.01	7656.13	23661.92	22819.24	2 COST, INSURANCE AND FREIGHT (CIF) R/t
Finansieringskoste	d	44.53	44.73	45.61	48.82	51.25	44.05	136.14	131.29	Financing cost
3 KOSTE, ASSURANSIE, VRAG EN FINANSIERING R/t		7785.10	7819.51	7972.58	8533.48	8958.26	7700.18	23798.06	22950.53	3 COST, INSURANCE, FREIGHT AND FINANCING R/t
Aflaaiikoste: Durban	e, f	202.93	202.93	202.93	202.93	202.93	202.93	447.84	447.84	Discharging cost: Durban
Invoertarif:	g	577.07	589.21	601.34	0.00	0.00	711.23	2224.69	2224.69	Import Tariff:
4 VRY OP SPOOR (VOS) R/t: Durban		8565.10	8611.65	8776.85	8736.41	9161.19	8614.34	26470.59	25623.06	4 FREE ON RAIL (FOR) R/t: Durban
Spoorvragkoste	h									Railage cost
- Durban na Randfontein		517.52	517.52	517.52	517.52	517.52	517.52	-	-	- Durban to Randfontein
5 GELEWER: - Durban na Randfontein R/ton		9082.62	9129.17	9294.37	9253.93	9678.71	9131.86	-	-	5 DELIVERED: - Durban to Randfontein R/ton

Notas/Notes:

a Bron van pryse en vraggeld / Source of prices and freight rates : IGC (GMI), Geogalos Peanut World & Oilworld

2020/09/22

Termyn / Term	US\$/ton (VAB/FOB)	Vraggeld/Freight Rate:	US\$/ton
Sojabone/Soybeans: VSA/USA (Golf/Gulf)	428.00	US Golf / Gulf	30.00
Sojabone/Soybeans: Argentinië/Argentina (Up River)	437.00	Argentinië / Argentina	23.00
Sojabone/Soybeans: Brazilië/Brazil (Paranagua)	446.00	EEC (Bordeaux/Hamburg)	27.00
Sonneblom/Sunflower: EU Frankryk/France (Bordeaux)	475.00	Kanada/Canada (St Lawrence)	31.00
Sonneblom/Sunflower: Swart See/Black Sea	495.00	Rusland / Russia (Novorossiysk)	32.00
Canola: Kanada/Canada (Vancouver)	422.00	Grondbone/Groundnuts (ARG)	80.00
Grondbone/Groundnuts: Argentinië/Argentina (Raw Runner 40/50)	1320.00		
Grondbone/Groundnuts: VSA/USA (Runners 40/50)	1320.00		

b Vraggeld: bereken vir vragte van +/- 20 000 - 30 000t. / Freight rates: calculated for freights of +/- 20 000 - 30 000t.

c Reserwebank / Reservebank

d Finansieringskoste: 30 000t @ KAV @ primakoers vir 30 dae. Bron/Source: SARB 7.00% 2020/07/24

Financing cost: 30 000t @ CIF @ prime rate for 30 days.

e Aflaaiikoste / Discharging costs (R/ton):

	Sojabone/ Soybeans	Sonneblom/ Sunflower	Canola	Grondbone/ Groundnuts
Durban:	202.93	202.93	202.93	447.84

f Aflaaiikoste / Discharging fees:

Ingesluit: Kaaijeld, hantering, kaaitoetsing, agente/dokumentasie, logistiek & opnames (inspeksie van skeepsvrag) /

Included: Wharfage, handling, wharf supervision, agent/documentation, logistic & survey (inspection of shipload).

Uitgesluit: Gesondheidsinspeksie-, skeepagentskapfooi, strooktoetsingsfooi vir GMO, opbergingskoste asook BTW en invoerbelasting /

Excluded: Health inspection fee, Ship agency fee, strip testing fees for GMO, storage costs as well as VAT and import duty.

N.B: Slegs 'n aanduiding, aangesien koste van opname beding kan word / N.B: Indication only, as cost of survey can be negotiated.

g Invoertarif / Import Tariff:

Sojabone/Soybeans = 8% op VAB / on FOB

Sonneblom/Sunflower = Vry / Free

Canola = 10% op VAB / on FOB

Grondbone/Groundnuts = 10% op VAB / on FOB

h Neem asb. kennis van die verandering in Spoornet se standaard spoorvrag op 1 April 2019, na R517.52

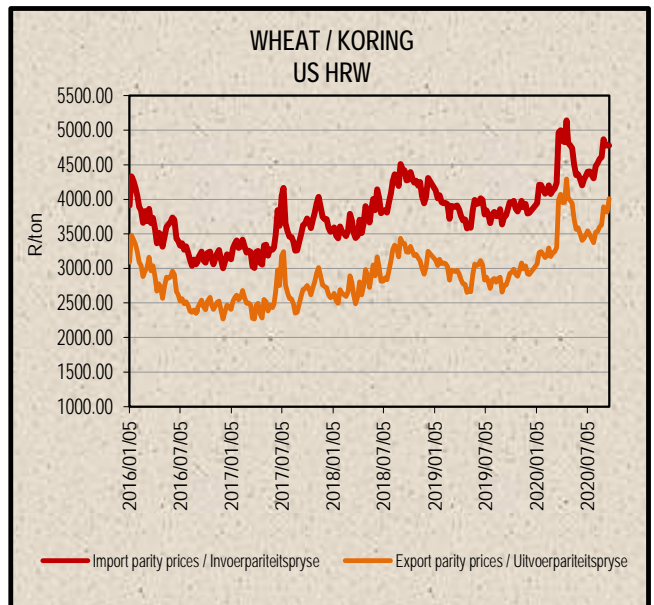
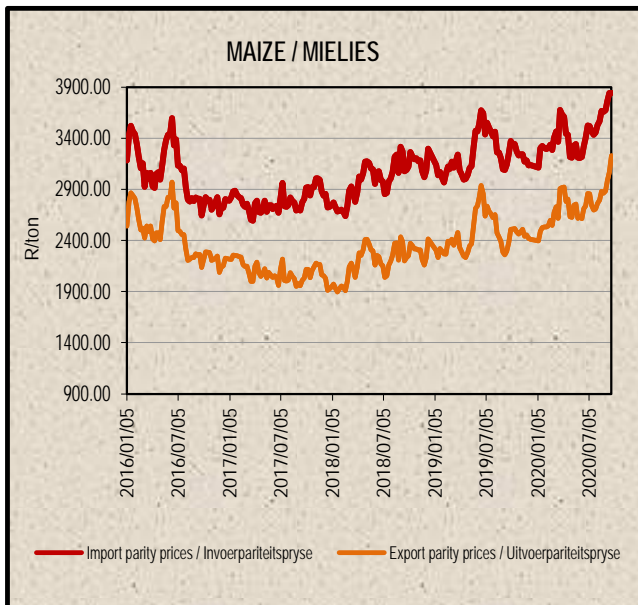
Please note the change on 1 April 2019 in Spoornet's standard railage cost to R517.52

i Kwotasies is k.a.v. pryse. VAB pryse dus berekende pryse (kav minus vraggeld) / Quotes are c.i.f. prices. FOB prices are therefore calculated prices (cif minus freight rates).

11. EXPORT PARITY PRICES (b)(c)

11. UITVOERPARITEITPRYSE (b)(c)

INDICATIVE EXPORT PARITY PRICES AS ON	2020/09/22				AANDUIDENDE UITVOERPARITEITSPRYSE SOOS OP
This is only an example of how an export parity price can be calculated - it can vary according to need	US No3Y Maize/ Mielies Gulf/Golf (b)	US HRW Wheat/Koring Gulf/Golf (b)	US DNS 14% Wheat/Koring PNW (b)	Argentine Raw Runner 40/50 Groundnuts/ Grondbone (f) Oct/Okt 2020	Hierdie is slegs 'n voorbeeld van hoe 'n uitvoerpariteitsprys bereken kan word - dit kan varieer volgens behoefte
	Oct/Okt 2020	Oct/Okt 2020	Oct/Okt 2020	Oct/Okt 2020	
FOB Gulf value (\$/t)	195.00	252.00	279.00	1320.00	VAB Golfwaarde (\$/t)
Difference in quality and locality of SA ¹ Maize: Plus US\$10 (\$/t)	\$10.00				¹ Kwaliteits- en liggingsverskil van SA Mielies: Plus VSA\$10 (\$/t)
Groundnuts: Less 3,5% of fob value				96,5%	Grondbone: Min 3,5% van vab waarde
SA fob price (\$/t)	205.00	252.00	279.00	1273.80	SA vab prys (\$/t)
Exchange rate (1\$-): (2020/09/22) ²	16.8537	16.8537	16.8537	16.8537	² Wisselkoers (1\$-): (2020/09/22)
FOB Gulf value (R/t)	3455.01	4247.13	4702.18	21468.24	VAB Golfwaarde (R/t)
Marketing costs:					Bemarkings koste:
Financing (Prime rate 7.00% - 30 days) (R/t)	19.88	24.44	27.05	123.52	Finansieringskoste (Primakoers 7.00% - 30 dae) (R/t)
Railage: ³ Randfontein - Durban harbour	517.52	517.52	517.52	-	³ Spoorvrag: Randfontein - Durbanhawe
Loading costs: (R/t) ⁴ Durban Harbour (Mainly spout method)	207.60	213.20	213.20	552.71	⁴ Oplaaikoste: (R/t) Durbanhawe (Hoofsaaklik tregter metode)
EXPORT REALISATION (R/t):					UITVOER REALISASIE (R/t):
Randfontein	2710.01	3491.97	3944.41	20792.01	Randfontein
<i>Difference in quality and locality of SA (As requested by the industry)</i>			1		<i>Kwaliteits- en liggingsverskil van SA (Soos deur die bedryf versoek)</i>
<i>As from 14 June 2012, the discount/rebate will no longer be used to calculate the export parity price on US HRW and a new calculation will be added for US DNS, also without the discount/rebate.</i>					<i>Vanaf 14 Junie 2012 sal die diskonto/premie nie meer gebruik word by die berekening van die uitvoerpariteitprys van US HRW nie en 'n nuwe berekening word nou vir US DNS gedoen, ook sonder diskonto/premie.</i>
<i>Reserve Bank</i>			2		<i>Reserwebank</i>
<i>Railage costs:</i>					<i>Spoorvrag koste:</i>
<i>Please note that on 1 April 2019 Spoornet's standard railrage cost has changed to R517.52.</i>			3		<i>Neem asb. kennis dat Spoornet se standaard spoorvrag op 1 April 2019 verander het na R517.52.</i>
<i>Loading costs, received from Mainport Africa Shipping: Included: Cargo dues, handling, wharf supervision, agency/documentation, logistics & surveys (inspection of cargo). Excluded: Ship agent fees, health & PPECB inspections, storage facility & transport costs to storage facility, VAT & duties.</i>			4		<i>Oplaaikoste, ontvang van Mainport Africa Shipping: Ingesluit: Kaalgelde, hantering, kaaltbesig, agente/dokumentasie, logistiek & opnames (inspeksie van skeepsvrag) Uitgesluit: Skeepsagentskaps-, inspeksie-, opbergings- en vervoerkoste na opbergingsfasiliteit, BTW & invoerbelasting.</i>



12. WEATHER

For local weather, please follow the link below:

<https://www.accuweather.com/en/za/south-africa-weather>

12. WEER

Vir plaaslike weer, volg asseblief die onderstaande skakel:

<https://www.accuweather.com/en/za/south-africa-weather>

Sources / Bronne:

(a) = Safex; (b) = International Grains Council; (c) = SAGIS;

(d) = CBOT; (e) = KCBT; (f) = Oil World; (g) = Geogallos Peanut World;

** Formula according to ITAC (International Trade Administration Commission of South Africa)/
Formule volgens ITAC (International Trade Administration Commission of South Africa)*

SAGIS

Nico Hawkins

General Manager / Hoofbestuurder

Indemnity/Vrywaring: Although everything has been done to ensure the accuracy of the information, neither SAGIS nor any of its directors or employees takes any responsibility for actions or losses that might occur as a result of the usage of this information. / Alhoewel alles gedoen is om te verseker dat die inligting korrek is, aanvaar nie SAGIS of enige van sy direkteure of werknemers verantwoordelikheid vir enige aksies of verliese as gevolg van die inligting wat gebruik is nie.