



Fresh produce market trends

Retail Business Banking



A good week with solid demand

As we come out of the winter season, the volumes and quality of vegetables seem to be improving. Volumes remain high, while stable to increasing demand is being observed across categories.

Retail Business Banking
AgriBusiness
12 October 2020

Abrie Rautenbach
+27 11 350 3327
Abrie.Rautenbach@absa.africa

Olga de Freitas
+27 11 846 1569
Olga.defreitas@absa.co.za

<https://www.absa.co.za/business/sector-solutions/agribusiness/agri-smart-insights/>

Accessor

Fresh Produce Market Report

Cabbage: Market Trends

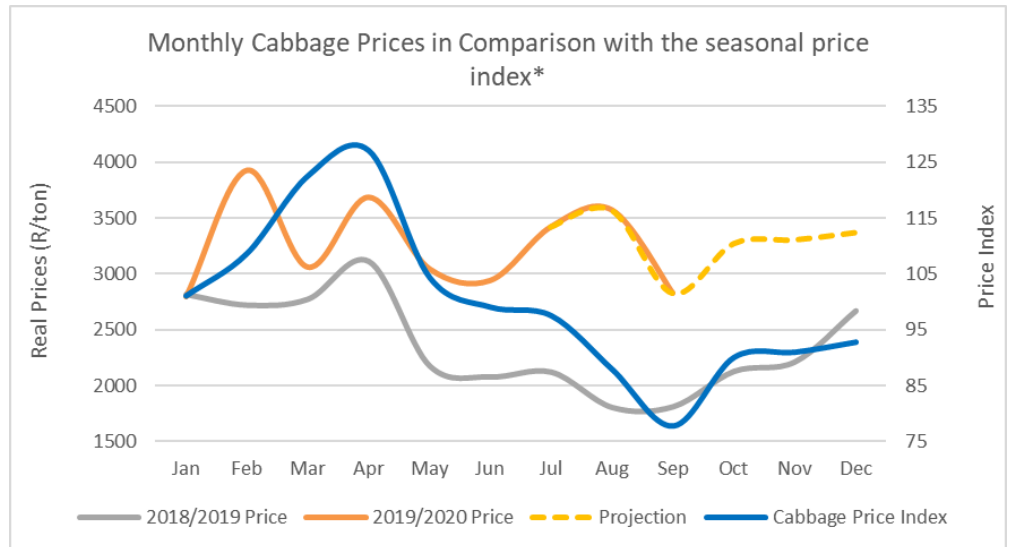
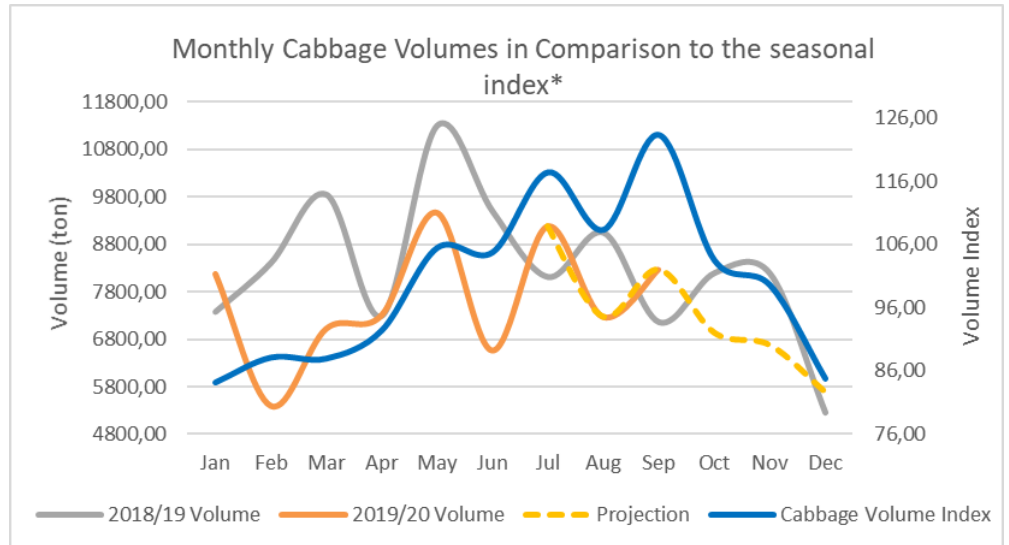
Cabbage quality during the week ending 9 October was affected by rains. Volumes fell 0.1% w/w compared with a 9.9% increase in the previous week, but were up 4.9% on a month-on-month basis (previous week: -1.2% m/m). Price for the week slipped 6.3% w/w (vs previous week's +7.8%), but was up 24.1% on a year-on-year basis (previous week +25.6% y/y).

Local Market

Weekly Cabbage Volumes and Prices

	Volume (ton)	Price (R/ton)
Week ending 9 October	2,110	R2,420
w/w	-0.1%	-6.3%
m/m	4.9%	-14.7%
y/y	-13%	24%

Outlook



*Jan 2000 - Jan 2020

Carrot: Market Trends

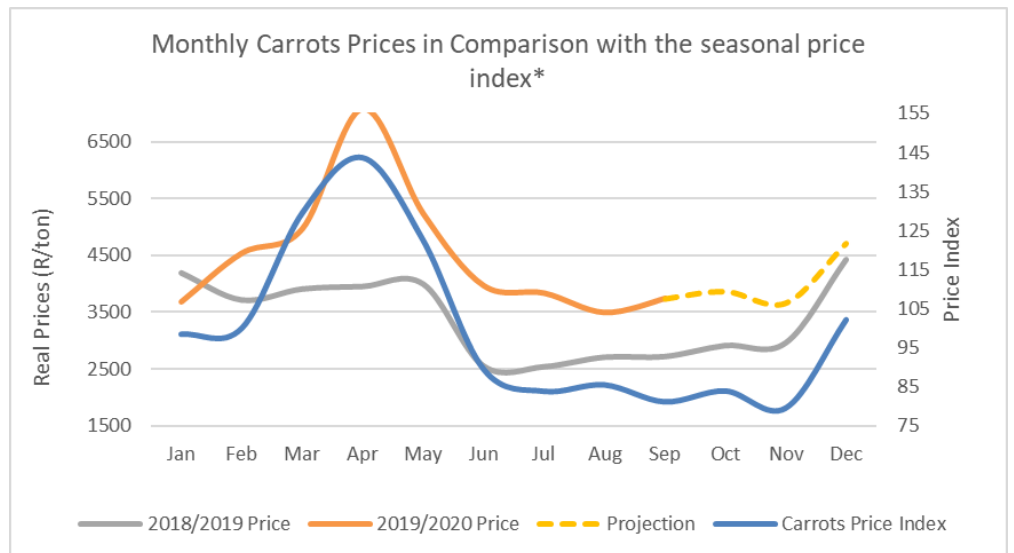
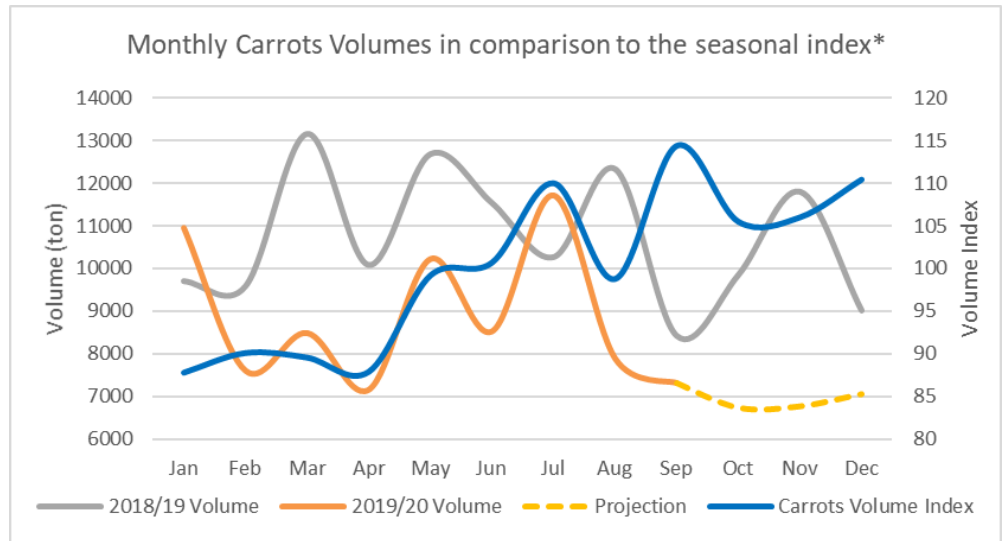
Carrot quality has held up and there are also signs of a demand uptick. Volume for the week ending 9 October slipped 21.5% w/w (previous week +22.2%). In fact, y/y volumes contracted by a sharp 36%. Price for the week increased 32.9% w/w (previous week +1.2%). On a year-on-year basis, price for the week was up 34.3%.

Local Market

Weekly Carrot Volumes and Prices

	Volume (ton)	Price (R/ton)
Week ending 9 October	1,747	R4,271
w/w	-21.5%	32.9%
m/m	3.8%	13.9%
y/y	-36%	34%

Outlook



*Jan 2000 - Jan 2020

Onion: Market Trends

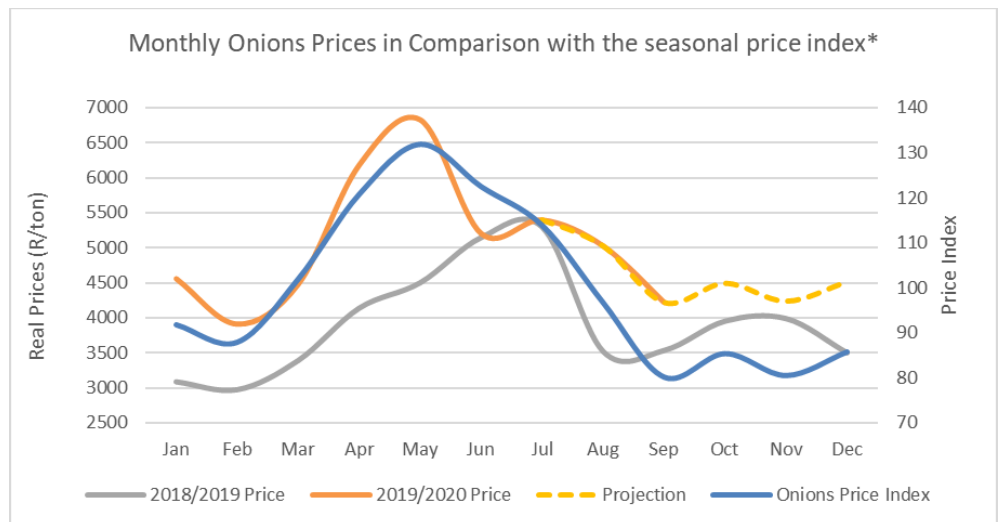
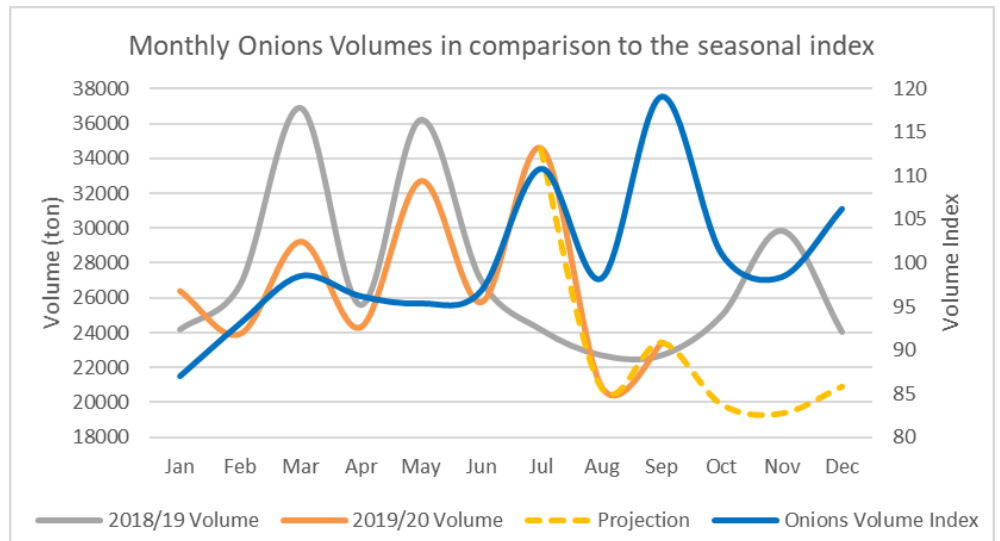
Volume for the week ending 9 October increased 3.1% w/w (previous week +24.4%). On a month-on-basis, volume was up 14% (previous week +7.6%). Prices rose 6.9% w/w for the week (previous week -1.1%). On a year-on year basis, price for the week declined slightly by 1.9% vs a 0.8% y/y decrease in the previous week.

Local Market

Weekly Onion Volumes and Prices

	Volume (ton)	Price (/ton)
Week ending 9 October	6,979	R3,956
w/w	3.1%	6.9%
m/m	14.0%	-0.9%
y/y	10%	-2%

Outlook



*Jan 2000 - Jan 2020

Potato: Market Trends

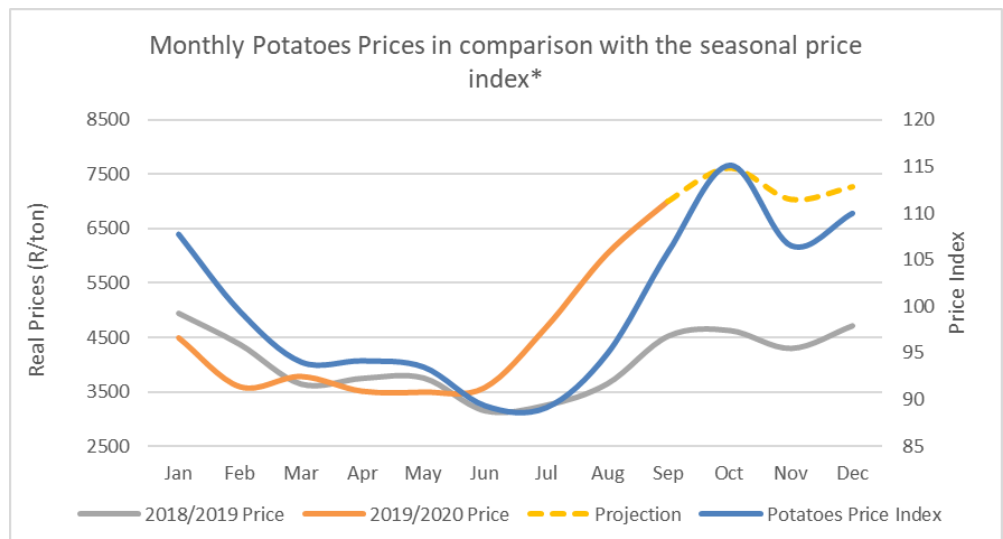
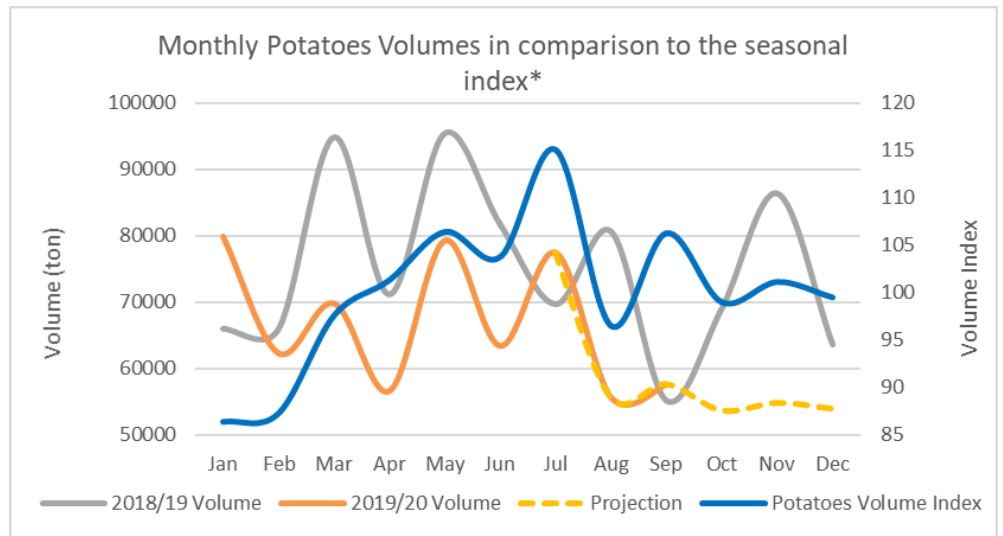
Volumes for the week ending 9 October slipped 17.2% w/w (previous week +11.7%). On a year-on-year basis, volumes for the week decreased by 33.2% (previous week -10.5%). Prices for the week rose 16% w/w (previous week +6.9%). The year-on-year price for the week shows great strength with a 68.3% spike.

Local Market

Weekly Potato Volumes and Prices

	Volume (ton)	Price (R/ton)
Week ending 9 October	12,936	R8,119
w/w	-17.2%	16.0%
m/m	-4.5%	19.5%
y/y	-33%	68%

Outlook



*Jan 2000 - Jan 2020

Tomato: Market Trends

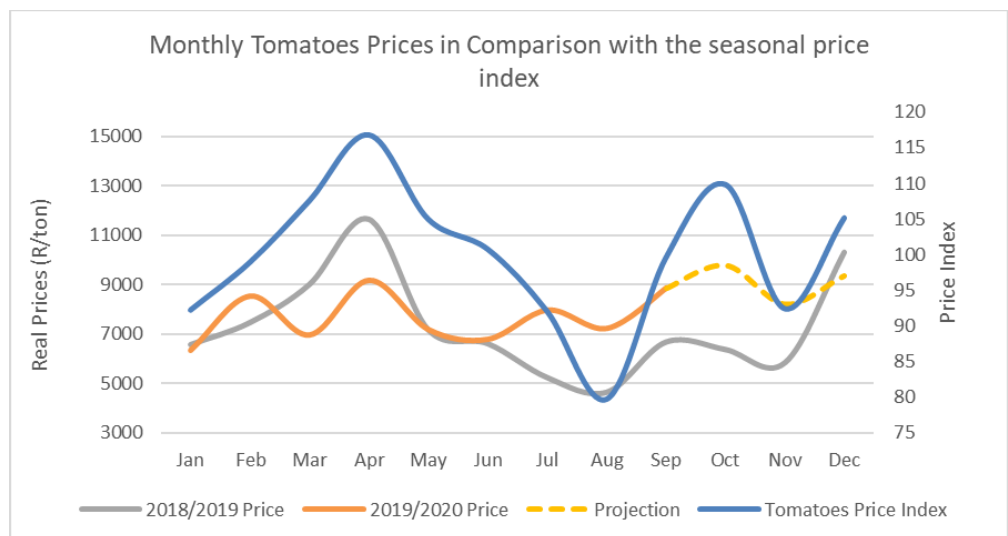
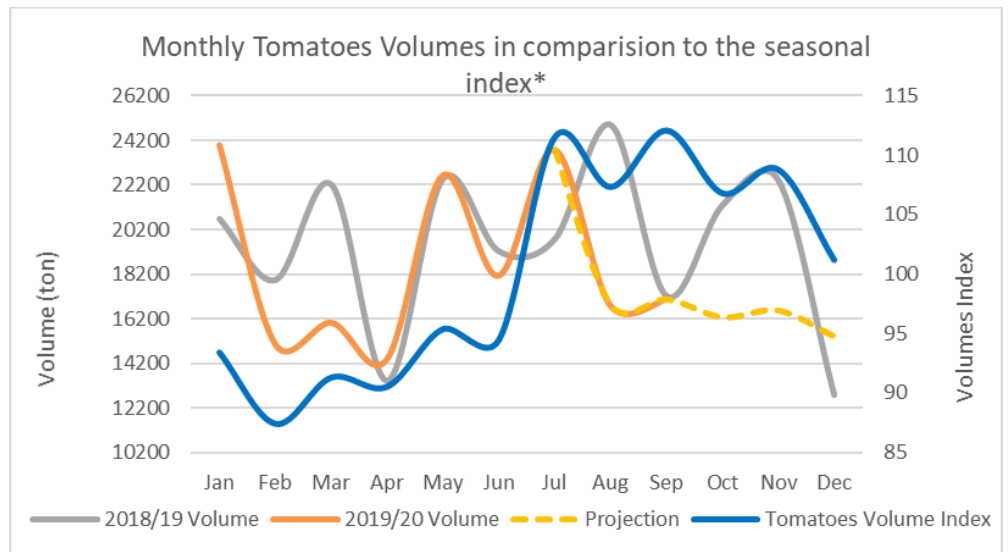
Volumes decreased by 22.7% w/w for the week ending 9 October (previous week +4.7%). Month-on-month and year-on-year volumes show decreases the week. Year-on-year volume the previous week had decreased slightly by 1.6%. Prices for the week increased 24.6% w/w (previous week -8.9%) and soared 38.2% on a year-on year basis (+12.8% the previous week).

Local Market

Weekly Tomato Volumes and Prices

	Volume (ton)	Price (R/ton)
Week ending 9 October	3,685	R 10,616
w/w	-22.7%	24.6%
m/m	-21.8%	44.4%
y/y	-31%	38%

Outlook



*Jan 2000 - Jan 2020