



# Fresh produce market trends

Retail Business Banking



## Strong demand before the long weekend

Market conditions have been stable with sufficient supplies and quality vegetables on the market. Potato volumes reached pre-COVID-19 levels. Prices found support before the long weekend, with the month-end playing a part in strengthening demand.

Retail Business Banking  
AgriBusiness  
28 September 2020

**Abrie Rautenbach**  
+27 11 350 3327  
Abrie.Rautenbach@absa.africa

**Olga de Freitas**  
+27 11 846 1569  
Olga.defreitas@absa.co.za

<https://www.absa.co.za/business/sector-solutions/agribusiness/agri-smart-insights/>

Accessor

# Fresh Produce Market Report

## Cabbage: Market Trends

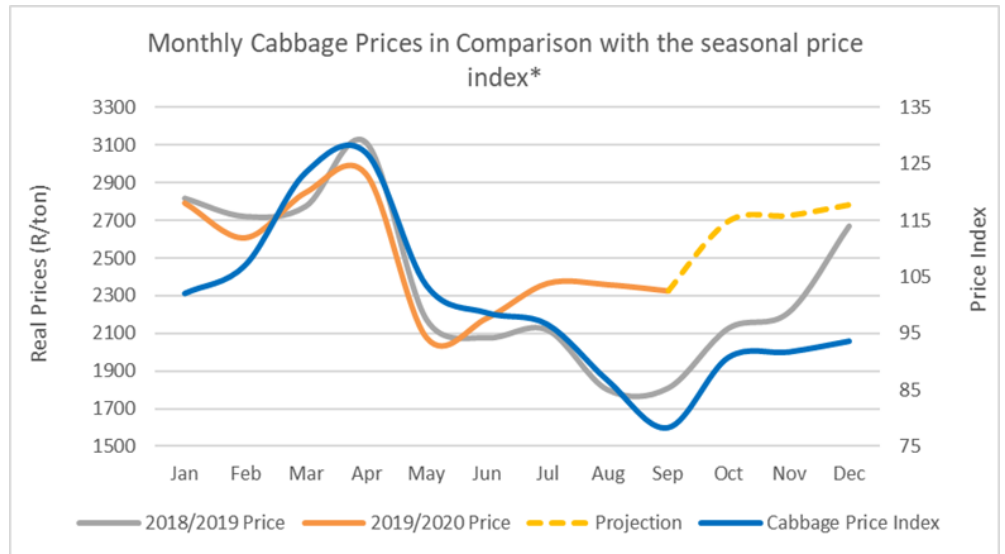
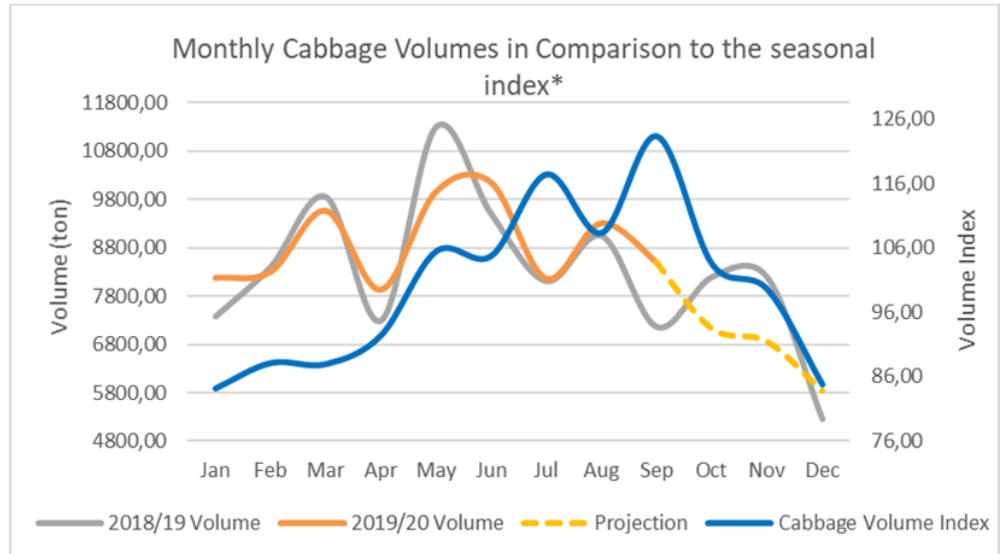
Volumes dropped this week by -12.7%, in comparison to the increase of 9.5% seen in the previous week. The overall volume has increased by 6.5% year-on-year, in comparison to last week's 50.9% year-on-year increase. Prices have increased by 3.8% week-on-week, against the decrease of -18.6% seen the previous week.

### Local Market

#### Weekly Cabbage Volumes and Prices

	Volume (ton)	Price (R/ton)
Week ending 25 September	1923	R 2 396
w/w	-12,7%	3,8%
m/m	-3,1%	-27,4%
y/y	6,5%	27,7%

### Outlook



\*Jan 2000 - Jan 2020

## Carrot: Market Trends

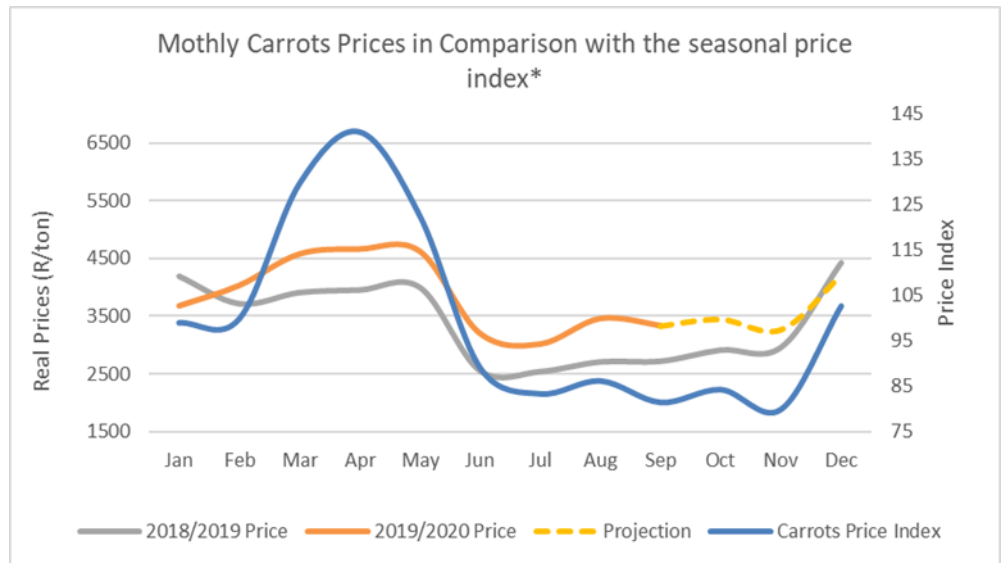
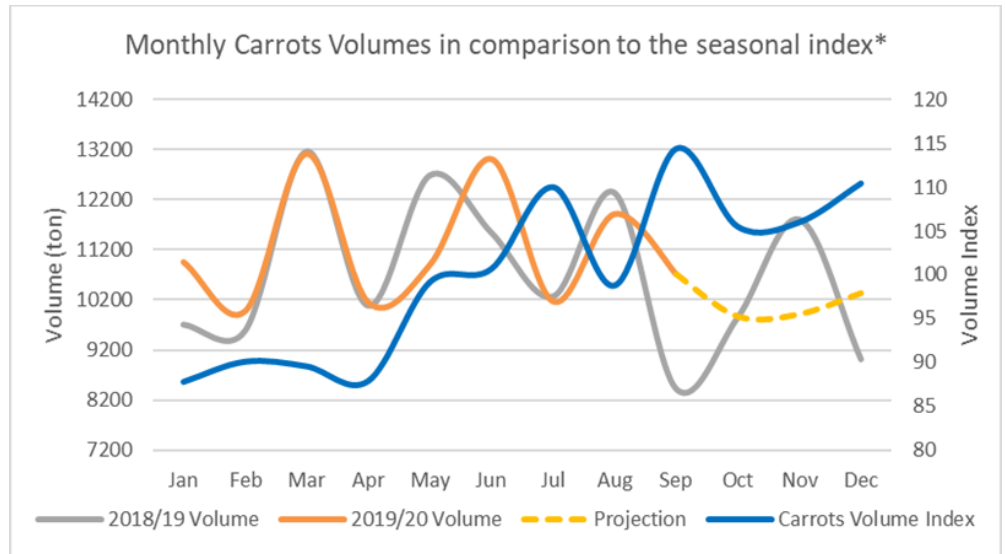
Both volumes and prices in carrots have dropped week-on-week. This week saw a -3.7% decrease in volume, in comparison with the previous week's 12.3% week-on-week increase. The price over the last two weeks has shown a decrease of -5.5% this week and -10.4% the previous week. Volumes year-on-year reflect a decrease of -20.8%, in comparison with the previous week's year-on-year of 16% increase. Price increased 33.9% year-on-year, in comparison to the previous week's 35.9% year-on-year increase.

### Local Market

#### Weekly Carrot Volumes and Prices

	Volume (ton)	Price (R/ton)
Week ending 25 September	1820	R 3 177
w/w	-3,7%	-5,5%
m/m	-14,2%	-13,1%
y/y	-20,8%	33,9%

### Outlook



\*Jan 2000 - Jan 2020

## Onion: Market Trends

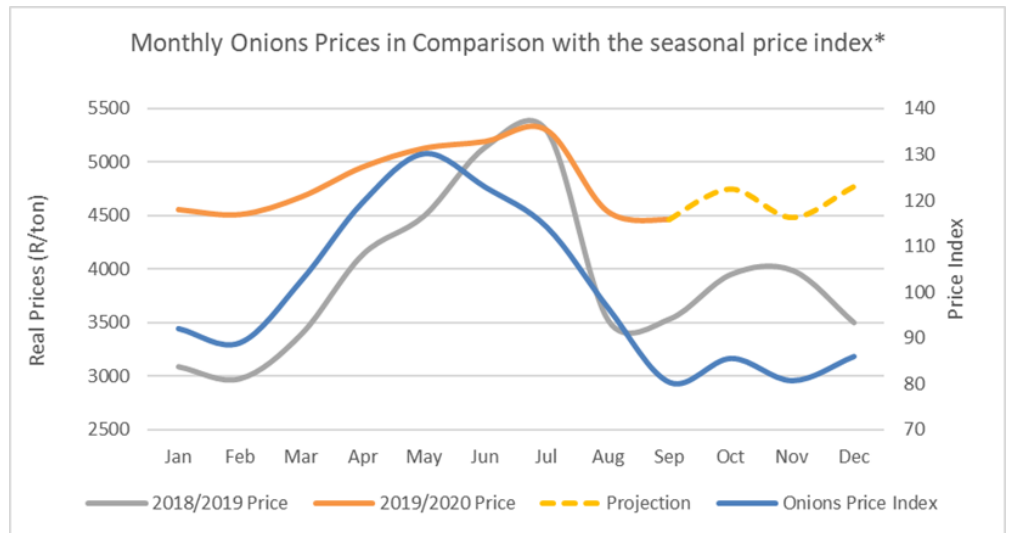
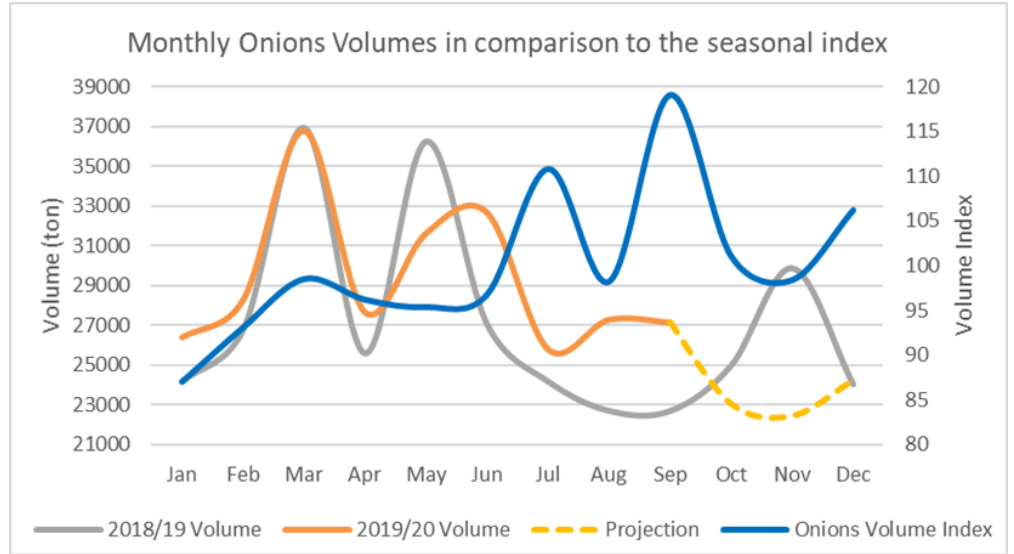
The quality of the onions has been good, there is sufficient supply and prices remain steady, even though volumes decreased -2.6% week-on-week. Prices have also dropped slightly by -2.7% week-on-week but still show an increase of 8.1% year-on-year.

### Local Market

#### Weekly Onion Volumes and Prices

	Volume (ton)	Price (/ton)
Week ending 25 September	5440	R 3 744
w/w	-2,6%	-2,7%
m/m	35,1%	-17,6%
y/y	-2,3%	8,1%

### Outlook



\*Jan 2000 - Jan 2020

## Potato: Market Trends

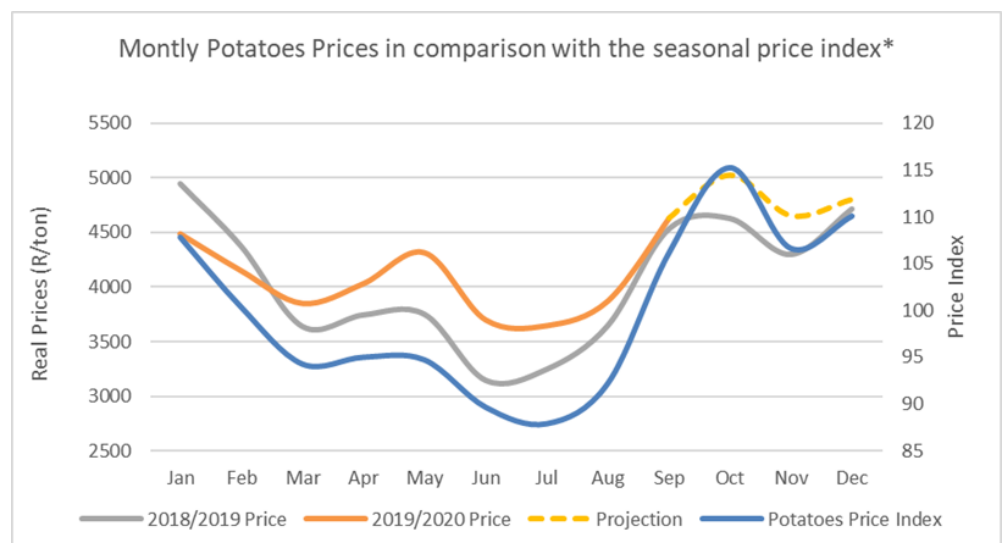
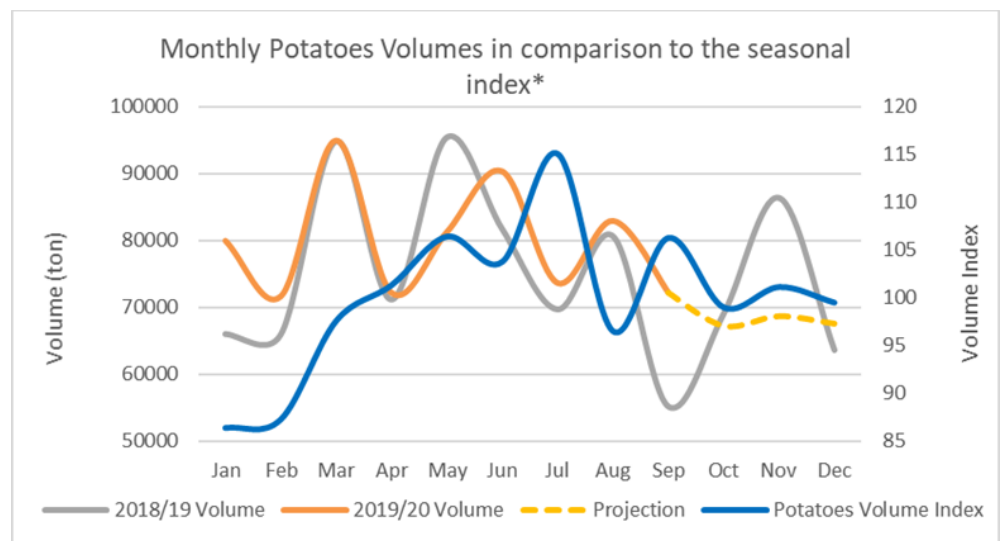
Potato volumes have been steady, with no shortages reported. The demand has become strong, even though the prices are high and holding. This week saw an increase of 3.1% in volume, compared with a 0.2% increase the previous week. Price has dropped slightly week-on-week by -2.4%; the previous week also showed a slight decrease in price of -1.3%. The year-on-year price reflects an increase of 45.8%, against the previous week's year-on-year increase of 55%.

### Local Market

#### Weekly Potato Volumes and Prices

	Volume (ton)	Price (R/ton)
Week ending 25 September	13 993	R 6 550
w/w	3,1%	-2,4%
m/m	-2,9%	7,3%
y/y	-1,9%	45,8%

### Outlook



\*Jan 2000 - Jan 2020

## Tomato: Market Trends

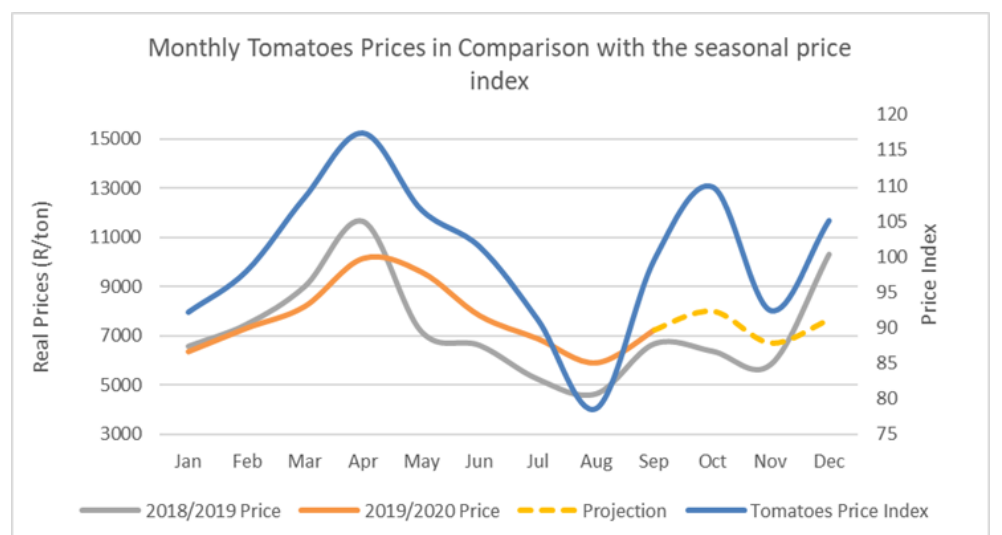
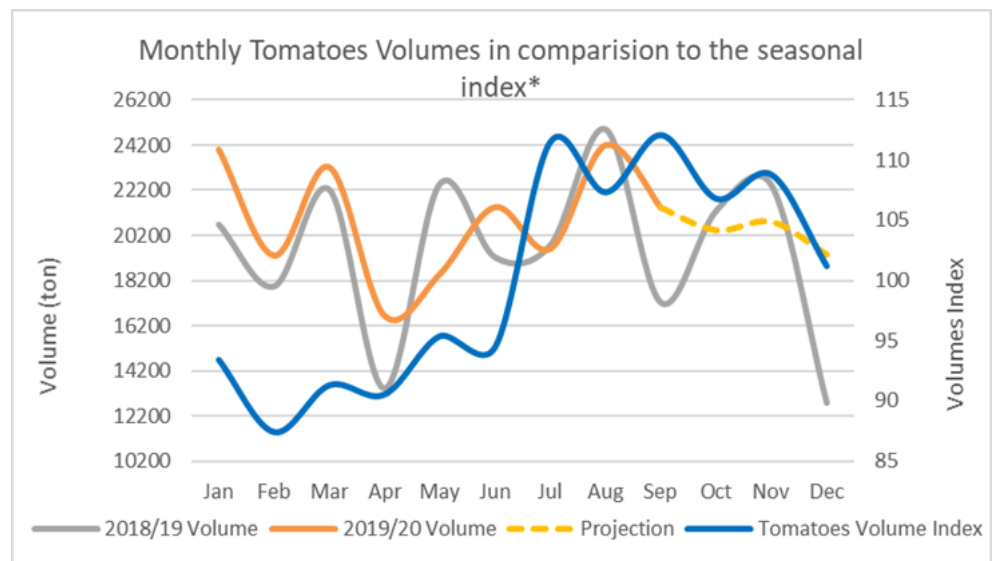
The quality of tomatoes has improved and is of a good quality. The volume shows an increase of 15.8% week-on-week, in comparison with the previous week's decrease of -16.7%. Price has increased slightly by 3.3% week-on-week, whereas the previous week's price increased by 23.1%. Price year-on-year is high with an increase of 63.7% in comparison to the same week last year.

### Local Market

#### Weekly Tomato Volumes and Prices

	Volume (ton)	Price (R/ton)
Week ending 25 September	4551	R 9 356
w/w	15,8%	3,3%
m/m	37,0%	56,2%
y/y	-8,7%	63,7%

### Outlook



\*Jan 2000 - Jan 2020